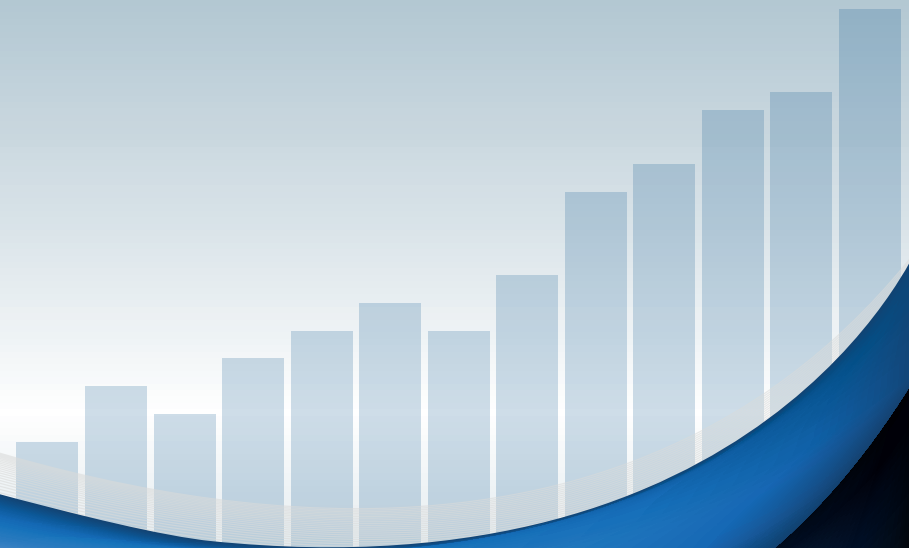


# Communities That Care Report for Grades 6 to 12

2018-19 TST Region Report

Ithaca, NY

March 08, 2019



PRIDE SURVEYS  
2140 Newmarket Pkwy. #116  
Marietta, GA 30067  
📞 800.279.6361  
📠 770.726.9327  
[www.pridesurveys.com](http://www.pridesurveys.com)



# Contents

|          |                                                   |           |
|----------|---------------------------------------------------|-----------|
| <b>1</b> | <b>The Survey</b>                                 | <b>18</b> |
| 1.1      | Introduction                                      | 18        |
| 1.2      | Summary of Results                                | 18        |
| 1.2.1    | Risk and Protective Factor Profile                | 18        |
| 1.2.2    | Alcohol, Tobacco and Other Drug Use               | 19        |
| 1.2.3    | Other Antisocial Behaviors                        | 20        |
| 1.3      | Demographic Profile of Surveyed Youth             | 20        |
| <b>2</b> | <b>Risk and Protective Factors</b>                | <b>21</b> |
| 2.1      | Introduction                                      | 21        |
| 2.2      | Overall Results                                   | 22        |
| 2.2.1    | Comparisons Across Risk and Protective Factors    | 23        |
| 2.3      | Grade-Level Results                               | 25        |
| 2.4      | Protective Factors                                | 27        |
| 2.4.1    | Community Opportunities for Prosocial Involvement | 27        |
| 2.4.2    | Community Rewards for Prosocial Involvement       | 28        |
| 2.4.3    | Family Attachment                                 | 28        |
| 2.4.4    | Family Opportunities for Prosocial Involvement    | 29        |
| 2.4.5    | Family Rewards for Prosocial Involvement          | 29        |
| 2.4.6    | School Opportunities for Prosocial Involvement    | 30        |
| 2.4.7    | School Rewards for Prosocial Involvement          | 30        |
| 2.4.8    | Religiosity                                       | 31        |
| 2.4.9    | Social Skills                                     | 31        |
| 2.4.10   | Belief in the Moral Order                         | 32        |
| 2.5      | Risk Factors                                      | 33        |
| 2.5.1    | Low Neighborhood Attachment                       | 33        |
| 2.5.2    | Community Disorganization                         | 34        |

|          |                                                         |           |
|----------|---------------------------------------------------------|-----------|
| 2.5.3    | Community Transitions and Mobility                      | 34        |
| 2.5.4    | Laws and Norms Favorable to Drug Use and Firearms       | 35        |
| 2.5.5    | Perceived Availability of Drugs and Firearms            | 35        |
| 2.5.6    | Poor Family Supervision                                 | 36        |
| 2.5.7    | Poor Family Discipline                                  | 36        |
| 2.5.8    | Family History of Antisocial Behavior                   | 37        |
| 2.5.9    | Parental Attitudes Favorable Toward ATOD Use            | 37        |
| 2.5.10   | Parental Attitudes Favorable Toward Antisocial Behavior | 38        |
| 2.5.11   | Academic Failure                                        | 38        |
| 2.5.12   | Low Commitment to School                                | 39        |
| 2.5.13   | Rebelliousness                                          | 39        |
| 2.5.14   | Friends Delinquent Behavior                             | 40        |
| 2.5.15   | Friends Use of Drugs                                    | 40        |
| 2.5.16   | Peer Rewards for Antisocial Behavior                    | 41        |
| 2.5.17   | Favorable Attitudes toward Antisocial Behavior          | 41        |
| 2.5.18   | Favorable Attitudes Toward Drug Use                     | 42        |
| 2.5.19   | Early Initiation of Drug Use and Antisocial Behavior    | 42        |
| 2.5.20   | Sensation Seeking                                       | 43        |
| 2.5.21   | Gang Involvement                                        | 43        |
| <b>3</b> | <b>Alcohol, Tobacco and Other Drug Use</b>              | <b>44</b> |
| 3.1      | Measurement                                             | 44        |
| 3.2      | Grade-Level Results                                     | 46        |
| 3.2.1    | Alcohol                                                 | 49        |
| 3.2.2    | Cigarettes                                              | 49        |
| 3.2.3    | Marijuana                                               | 50        |
| <b>4</b> | <b>Other Antisocial Behaviors</b>                       | <b>51</b> |
| 4.1      | Introduction                                            | 51        |
| 4.1.1    | Measurement                                             | 51        |
| 4.2      | Overall Results                                         | 51        |
| 4.3      | Grade-Level Results                                     | 53        |
| 4.3.1    | Attacking Someone with Intent to Hurt                   | 53        |
| 4.3.2    | Attempting to Steal a Vehicle                           | 54        |
| 4.3.3    | Being Arrested                                          | 54        |
| 4.3.4    | Being Drunk or High at School                           | 55        |
| 4.3.5    | Carrying a Handgun                                      | 55        |

|          |                                                                  |            |
|----------|------------------------------------------------------------------|------------|
| 4.3.6    | Getting Suspended .....                                          | 56         |
| 4.3.7    | Selling Drugs .....                                              | 56         |
| 4.3.8    | Taking a Handgun to School .....                                 | 57         |
| <b>5</b> | <b>Summary</b> .....                                             | <b>58</b>  |
| 5.1      | Core Measures .....                                              | 58         |
| 5.2      | Use in the Past 30 Days .....                                    | 59         |
| <b>6</b> | <b>Graphics</b> .....                                            | <b>60</b>  |
| 6.1      | 30 Day Use .....                                                 | 61         |
| 6.2      | Perception of Risk .....                                         | 66         |
| 6.3      | Perception of Parental Disapproval .....                         | 71         |
| 6.4      | Average Age of Onset of Use .....                                | 79         |
| 6.5      | Availability .....                                               | 83         |
| 6.6      | Drug Use by Gender .....                                         | 89         |
| <b>7</b> | <b>Percentage Tables</b> .....                                   | <b>94</b>  |
| 7.1      | Demographics .....                                               | 95         |
| 7.2      | Experiences at School .....                                      | 97         |
| 7.3      | Feelings and Experiences In Other Parts of Life .....            | 103        |
| 7.4      | Experiences With Tobacco, Alcohol and Other Drugs .....          | 108        |
| 7.5      | Adult Intentions .....                                           | 138        |
| 7.6      | Actions in Certain Situations and Opinions .....                 | 139        |
| 7.7      | Neighborhood and Community .....                                 | 146        |
| 7.8      | Family .....                                                     | 156        |
| 7.9      | Friends .....                                                    | 168        |
| 7.10     | Additional Questions .....                                       | 172        |
| <b>8</b> | <b>Drug-Free Communities Support Program Core Measures</b> ..... | <b>177</b> |
| <b>A</b> | <b>Additional Prevention Planning Data</b> .....                 | <b>181</b> |
| A.1      | Introduction .....                                               | 181        |
| A.2      | Age of Onset .....                                               | 181        |
| A.3      | Risk of Harm .....                                               | 182        |
| A.4      | Disapproval of Drug Use .....                                    | 183        |
| A.5      | Social Norms .....                                               | 183        |
| A.6      | Frequency of Drug Use .....                                      | 184        |

|          |                                    |            |
|----------|------------------------------------|------------|
| A.7      | Gang Involvement .....             | 185        |
| <b>B</b> | <b>Grade-Level Graphs</b> .....    | <b>186</b> |
| B.1      | 7th Grade .....                    | 187        |
| B.2      | 8th Grade .....                    | 189        |
| B.3      | 9th Grade .....                    | 191        |
| B.4      | 10th Grade .....                   | 193        |
| B.5      | 11th Grade .....                   | 195        |
| B.6      | 12th Grade .....                   | 197        |
| <b>C</b> | <b>Selected Bibliography</b> ..... | <b>199</b> |

## List of Tables

|     |                                                                                                     |    |
|-----|-----------------------------------------------------------------------------------------------------|----|
| 1.1 | Selected Demographic Characteristics of Surveyed Youth .....                                        | 20 |
| 2.1 | Protective Factor Scale Scores Reported by Surveyed Youth, by Grade .....                           | 25 |
| 2.2 | Risk Factor Scale Scores Reported by Surveyed Youth, by Grade .....                                 | 26 |
| 3.1 | Lifetime Use of Alcohol, Tobacco and Other Drugs .....                                              | 47 |
| 3.2 | Past-30-Day Use of Alcohol, Tobacco and Other Drugs .....                                           | 48 |
| 4.1 | Percentage of Surveyed Youth Who Reported Engaging in Antisocial Behaviors .....                    | 52 |
| 5.1 | Core Measures for All Students .....                                                                | 58 |
| 5.2 | 30 Day Drug Use .....                                                                               | 59 |
| 7.1 | Age .....                                                                                           | 95 |
| 7.2 | Sex .....                                                                                           | 95 |
| 7.3 | Race .....                                                                                          | 96 |
| 7.4 | What is the language you use most often at home? .....                                              | 96 |
| 7.5 | Putting them all together, what were your grades like last year? .....                              | 97 |
| 7.6 | During the LAST FOUR WEEKS, how many whole days have you missed because you skipped or "cut"? ..... | 97 |

|      |                                                                                                                                                                      |     |
|------|----------------------------------------------------------------------------------------------------------------------------------------------------------------------|-----|
| 7.7  | How often do you feel that the schoolwork you are assigned is meaningful and important? .....                                                                        | 97  |
| 7.8  | How interesting are most of your courses to you? .....                                                                                                               | 98  |
| 7.9  | How important do you think the things you are learning in school are going to be for your later life? .....                                                          | 98  |
| 7.10 | Now, thinking back over the past year in school, how often did you enjoy being in school? .....                                                                      | 98  |
| 7.11 | Now, thinking back over the past year in school, how often did you hate being in school? .....                                                                       | 99  |
| 7.12 | Now, thinking back over the past year in school, how often did you try to do your best work in school? .....                                                         | 99  |
| 7.13 | In my school, students have lots of chances to help decide things like class activities and rules. ....                                                              | 99  |
| 7.14 | Teachers ask me to work on special classroom projects. ....                                                                                                          | 100 |
| 7.15 | My teacher(s) notices when I am doing a good job and lets me know about it. ....                                                                                     | 100 |
| 7.16 | There are lots of chances for students in my school to get involved in sports, clubs, and other school activities outside of class. ....                             | 100 |
| 7.17 | There are lots of chances for students in my school to talk with a teacher one-on-one. ....                                                                          | 101 |
| 7.18 | I feel safe at my school. ....                                                                                                                                       | 101 |
| 7.19 | The school lets my parents know when I have done something well. ....                                                                                                | 101 |
| 7.20 | My teachers praise me when I work hard in school. ....                                                                                                               | 102 |
| 7.21 | Are your school grades better than the grades of most students in your class? .....                                                                                  | 102 |
| 7.22 | I have lots of chances to be part of class discussions or activities. ....                                                                                           | 102 |
| 7.23 | Think of your four best friends. In the past year, how many of your best friends have smoked cigarettes? .....                                                       | 103 |
| 7.24 | Think of your four best friends. In the past year, how many of your best friends have tried beer, wine or hard liquor when their parents didn't know about it? ..... | 103 |
| 7.25 | Think of your four best friends. In the past year, how many of your best friends have used marijuana? .....                                                          | 103 |
| 7.26 | Think of your four best friends. In the past year, how many of your best friends have used LSD, cocaine, amphetamines, or other illegal drugs? .....                 | 104 |
| 7.27 | Think of your four best friends. In the past year, how many of your best friends have been suspended from school? .....                                              | 104 |
| 7.28 | Think of your four best friends. In the past year, how many of your best friends have carried a handgun? .....                                                       | 104 |
| 7.29 | Think of your four best friends. In the past year, how many of your best friends have sold illegal drugs? .....                                                      | 105 |
| 7.30 | Think of your four best friends. In the past year, how many of your best friends have stolen or tried to steal a motor vehicle such as a car or motorcycle? .....    | 105 |
| 7.31 | Think of your four best friends. In the past year, how many of your best friends have been arrested? .....                                                           | 105 |
| 7.32 | Think of your four best friends. In the past year, how many of your best friends have dropped out of school? .....                                                   | 106 |
| 7.33 | Think of your four best friends. In the past year, how many of your best friends have been members of a gang? .....                                                  | 106 |
| 7.34 | What are the chances you would be seen as cool if you smoked cigarettes? .....                                                                                       | 106 |
| 7.35 | What are the chances you would be seen as cool if you began drinking alcoholic beverages regularly, that is, at least once or twice a month? ...                     | 107 |
| 7.36 | What are the chances you would be seen as cool if you smoked marijuana? .....                                                                                        | 107 |
| 7.37 | What are the chances you would be seen as cool if you carried a handgun? .....                                                                                       | 107 |
| 7.38 | Have you ever used smokeless tobacco? .....                                                                                                                          | 108 |
| 7.39 | How frequently have you used smokeless tobacco during the past 30 days? .....                                                                                        | 108 |

|      |                                                                                                                                                                                  |     |
|------|----------------------------------------------------------------------------------------------------------------------------------------------------------------------------------|-----|
| 7.40 | Have you ever used cigarettes? .....                                                                                                                                             | 108 |
| 7.41 | How frequently have you used cigarettes during the past 30 days? .....                                                                                                           | 109 |
| 7.42 | On how many occasions have you had alcoholic beverages; to drink - more than just a few sips - in your lifetime? .....                                                           | 109 |
| 7.43 | On how many occasions have you had alcoholic beverages; to drink - more than just a few sips - during the past 30 days? .....                                                    | 110 |
| 7.44 | On how many occasions have you sniffed glue, breathed the contents of an aerosol spray can, or inhaled other gases or sprays in order to get high in your lifetime? .....        | 110 |
| 7.45 | On how many occasions have you sniffed glue, breathed the contents of an aerosol spray can, or inhaled other gases or sprays in order to get high during the past 30 days? ..... | 111 |
| 7.46 | On how many occasions have you used cocaine in your lifetime? .....                                                                                                              | 111 |
| 7.47 | On how many occasions have you used cocaine during the past 30 days? .....                                                                                                       | 112 |
| 7.48 | On how many occasions have you used marijuana (weed, pot) or hashish (hash, hash oil) in your lifetime? .....                                                                    | 112 |
| 7.49 | On how many occasions have you used marijuana (weed, pot) or hashish (hash, hash oil) during the past 30 days? .....                                                             | 113 |
| 7.50 | On how many occasions have you used prescription drugs not prescribed to you in your lifetime? .....                                                                             | 113 |
| 7.51 | On how many occasions have you used prescription drugs not prescribed to you during the past 30 days? .....                                                                      | 114 |
| 7.52 | On how many occasions have you used synthetic marijuana (K2, Spice, etc.) in your lifetime? .....                                                                                | 114 |
| 7.53 | On how many occasions have you used synthetic marijuana (K2, Spice, etc.) during the past 30 days? .....                                                                         | 115 |
| 7.54 | On how many occasions have you used use bath salts to get high in your lifetime? .....                                                                                           | 115 |
| 7.55 | On how many occasions have you used use bath salts to get high during the past 30 days? .....                                                                                    | 116 |
| 7.56 | On how many occasions have you used heroin in your lifetime? .....                                                                                                               | 116 |
| 7.57 | On how many occasions have you used heroin during the past 30 days? .....                                                                                                        | 117 |
| 7.58 | On how many occasions have you used LSD or other psychedelics in your lifetime? .....                                                                                            | 117 |
| 7.59 | On how many occasions have you used LSD or other psychedelics during the past 30 days? .....                                                                                     | 118 |
| 7.60 | On how many occasions have you used Ecstasy in your lifetime? .....                                                                                                              | 118 |
| 7.61 | On how many occasions have you used Ecstasy during the past 30 days? .....                                                                                                       | 119 |
| 7.62 | On how many occasions have you used methamphetamine in your lifetime? .....                                                                                                      | 120 |
| 7.63 | On how many occasions have you used methamphetamine during the past 30 days? .....                                                                                               | 120 |
| 7.64 | On how many occasions have you used prescription pain relievers, such as Vicodin, OxyContin or Tylox, without a doctor's orders, in your lifetime? .....                         | 121 |
| 7.65 | On how many occasions have you used prescription pain relievers, such as Vicodin, OxyContin or Tylox, without a doctor's orders, during the past 30 days? .....                  | 121 |
| 7.66 | On how many occasions have you used prescription tranquilizers, such as Xanax, Valium or Ambien, without a doctor's orders, in your lifetime? .....                              | 122 |
| 7.67 | On how many occasions have you used prescription tranquilizers, such as Xanax, Valium or Ambien, without a doctor's orders, during the past 30 days? .....                       | 122 |
| 7.68 | On how many occasions have you used prescription stimulants, such as Ritalin or Adderall, without a doctor's orders, in your lifetime? .....                                     | 123 |



|       |                                                                                                                                                     |     |
|-------|-----------------------------------------------------------------------------------------------------------------------------------------------------|-----|
| 7.69  | On how many occasions have you used prescription stimulants, such as Ritalin or Adderall, without a doctor's orders, during the past 30 days? ..... | 123 |
| 7.70  | How many times in the past year have you been suspended from school? .....                                                                          | 124 |
| 7.71  | How many times in the past year have you carried a handgun? .....                                                                                   | 124 |
| 7.72  | How many times in the past year have you sold illegal drugs? .....                                                                                  | 125 |
| 7.73  | How many times in the past year have you stolen or tried to steal a motor vehicle such as a car or motorcycle? .....                                | 125 |
| 7.74  | How many times in the past year have you been arrested? .....                                                                                       | 126 |
| 7.75  | How many times in the past year have you attacked someone with the idea of seriously hurting them? .....                                            | 126 |
| 7.76  | How many times in the past year have you been drunk or high at school? .....                                                                        | 127 |
| 7.77  | How many times in the past year have you taken a handgun to school? .....                                                                           | 127 |
| 7.78  | Have you ever belonged to a gang? .....                                                                                                             | 127 |
| 7.79  | If you have ever belonged to a gang, did that gang have a name? .....                                                                               | 128 |
| 7.80  | How many times have you had five or more alcoholic drinks in a row? .....                                                                           | 128 |
| 7.81  | How old were you when you first smoked marijuana? .....                                                                                             | 128 |
| 7.82  | How old were you when you first smoked a cigarette, even just a puff? .....                                                                         | 129 |
| 7.83  | How old were you when you first had more than a sip or two of beer, wine or hard liquor? .....                                                      | 129 |
| 7.84  | How old were you when you first began drinking alcoholic beverages regularly, that is, at least once or twice a month? .....                        | 130 |
| 7.85  | How old were you when you first got suspended from school? .....                                                                                    | 130 |
| 7.86  | How old were you when you first got arrested? .....                                                                                                 | 131 |
| 7.87  | How old were you when you first carried a handgun? .....                                                                                            | 131 |
| 7.88  | How old were you when you first attacked someone with the idea of seriously hurting them? .....                                                     | 132 |
| 7.89  | How old were you when you first belonged to a gang? .....                                                                                           | 132 |
| 7.90  | How often do you attend religious services or activities? .....                                                                                     | 133 |
| 7.91  | I like to see how much I can get away with. ....                                                                                                    | 133 |
| 7.92  | Sometimes I think that life is not worth it. ....                                                                                                   | 133 |
| 7.93  | At times I think I am no good at all. ....                                                                                                          | 134 |
| 7.94  | All in all, I am inclined to think that I am a failure. ....                                                                                        | 134 |
| 7.95  | In the past year have you felt depressed or sad MOST days, even if you feel OK sometimes? .....                                                     | 134 |
| 7.96  | It is all right to beat up people if they start the fight. ....                                                                                     | 135 |
| 7.97  | I think it is okay to take something without asking if you can get away with it. ....                                                               | 135 |
| 7.98  | It is important to be honest with your parents, even if they become upset or you get punished. ....                                                 | 135 |
| 7.99  | I think sometimes it's okay to cheat at school. ....                                                                                                | 136 |
| 7.100 | I ignore rules that get in my way. ....                                                                                                             | 136 |
| 7.101 | I do the opposite of what people tell me, just to get them mad. ....                                                                                | 136 |
| 7.102 | How many times have you done what feels good no matter what? .....                                                                                  | 137 |
| 7.103 | How many times have you done something dangerous because someone dared you to do it? .....                                                          | 137 |

|       |                                                                                                                                              |     |
|-------|----------------------------------------------------------------------------------------------------------------------------------------------|-----|
| 7.104 | How many times have you done crazy things even if they are a little dangerous? .....                                                         | 137 |
| 7.105 | When I am an adult I will smoke cigarettes. ....                                                                                             | 138 |
| 7.106 | When I am an adult I will drink beer, wine, or liquor. ....                                                                                  | 138 |
| 7.107 | When I am an adult I will smoke marijuana. ....                                                                                              | 138 |
| 7.108 | What would you do now? .....                                                                                                                 | 139 |
| 7.109 | What would you do now? .....                                                                                                                 | 139 |
| 7.110 | What would you say or do? .....                                                                                                              | 140 |
| 7.111 | What would you say or do? .....                                                                                                              | 140 |
| 7.112 | How wrong do you think it is for someone your age to take a handgun to school? .....                                                         | 141 |
| 7.113 | How wrong do you think it is for someone your age to steal anything worth more than \$5? .....                                               | 141 |
| 7.114 | How wrong do you think it is for someone your age to pick a fight with someone? .....                                                        | 141 |
| 7.115 | How wrong do you think it is for someone your age to attack someone with the idea of seriously hurting them? .....                           | 142 |
| 7.116 | How wrong do you think it is for someone your age to stay away from school all day when their parents think they are at school? .....        | 142 |
| 7.117 | How wrong do you think it is for someone your age to drink beer, wine or hard liquor regularly? .....                                        | 142 |
| 7.118 | How wrong do you think it is for someone your age to smoke cigarettes? .....                                                                 | 143 |
| 7.119 | How wrong do you think it is for someone your age to smoke marijuana? .....                                                                  | 143 |
| 7.120 | How wrong do you think it is for someone your age to use LSD, cocaine, amphetamines or another illegal drug? .....                           | 143 |
| 7.121 | How much do you think people risk harming themselves if they smoke one or more packs of cigarettes per day? .....                            | 144 |
| 7.122 | How much do you think people risk harming themselves if they try marijuana once or twice? .....                                              | 144 |
| 7.123 | How much do you think people risk harming themselves if they smoke marijuana once or twice a week? .....                                     | 144 |
| 7.124 | How much do you think people risk harming themselves if they use prescription drugs that are not prescribed to them? .....                   | 145 |
| 7.125 | How much do you think people risk harming themselves if they take one or two drinks of an alcoholic beverage nearly every day? .....         | 145 |
| 7.126 | How much do you think people risk harming themselves when they have five or more drinks of an alcoholic beverage once or twice a week? ..... | 145 |
| 7.127 | If you wanted to get some beer, wine or hard liquor, how easy would it be for you to get some? .....                                         | 146 |
| 7.128 | If you wanted to get some cigarettes, how easy would it be for you to get some? .....                                                        | 146 |
| 7.129 | If you wanted to get a drug like cocaine, LSD, or amphetamines, how easy would it be for you to get some? .....                              | 146 |
| 7.130 | If you wanted to get some marijuana, how easy would it be for you to get some? .....                                                         | 147 |
| 7.131 | If you wanted to get a handgun, how easy would it be for you to get one? .....                                                               | 147 |
| 7.132 | If a kid smoked marijuana in your neighborhood, would he or she be caught by the police? .....                                               | 147 |
| 7.133 | If a kid drank some beer, wine or hard liquor in your neighborhood, would he or she be caught by the police? .....                           | 148 |
| 7.134 | If a kid carried a handgun in your neighborhood, would he or she be caught by the police? .....                                              | 148 |
| 7.135 | How wrong would most adults in your neighborhood think it was for kids your age to use marijuana? .....                                      | 148 |
| 7.136 | How wrong would most adults in your neighborhood think it was for kids your age to drink alcohol? .....                                      | 149 |
| 7.137 | How wrong would most adults in your neighborhood think it was for kids your age to smoke cigarettes? .....                                   | 149 |
| 7.138 | About how many adults have you known personally who in the past year have used marijuana, crack, cocaine, or other drugs? .....              | 149 |
| 7.139 | About how many adults have you known personally who in the past year have sold or dealt drugs? .....                                         | 150 |

|       |                                                                                                                                                                                                                      |     |
|-------|----------------------------------------------------------------------------------------------------------------------------------------------------------------------------------------------------------------------|-----|
| 7.140 | About how many adults have you known personally who in the past year have done other things that could get them in trouble with the police, like stealing, selling stolen goods, mugging or assaulting others, etc.? | 150 |
| 7.141 | About how many adults have you known personally who in the past year have gotten drunk or high?                                                                                                                      | 150 |
| 7.142 | If I had to move, I would miss the neighborhood I now live in.                                                                                                                                                       | 151 |
| 7.143 | My neighbors notice when I am doing a good job and let me know.                                                                                                                                                      | 151 |
| 7.144 | I like my neighborhood.                                                                                                                                                                                              | 151 |
| 7.145 | There are lots of adults in my neighborhood I could talk to about something important.                                                                                                                               | 152 |
| 7.146 | There are people in my neighborhood who are proud of me when I do something well.                                                                                                                                    | 152 |
| 7.147 | I feel safe in my neighborhood.                                                                                                                                                                                      | 152 |
| 7.148 | I'd like to get out of my neighborhood.                                                                                                                                                                              | 153 |
| 7.149 | There are people in my neighborhood who encourage me to do my best.                                                                                                                                                  | 153 |
| 7.150 | Which of the following activities for people your age are available in your community: Sports teams                                                                                                                  | 153 |
| 7.151 | Which of the following activities for people your age are available in your community: Scouting                                                                                                                      | 153 |
| 7.152 | Which of the following activities for people your age are available in your community: Boys and girls clubs                                                                                                          | 154 |
| 7.153 | Which of the following activities for people your age are available in your community: 4-H clubs                                                                                                                     | 154 |
| 7.154 | Which of the following activities for people your age are available in your community: Service clubs                                                                                                                 | 154 |
| 7.155 | How much do each of the following statements describe your neighborhood: Crime and/or drug selling                                                                                                                   | 154 |
| 7.156 | How much do each of the following statements describe your neighborhood: Fights                                                                                                                                      | 155 |
| 7.157 | How much do each of the following statements describe your neighborhood: Lots of empty or abandoned buildings                                                                                                        | 155 |
| 7.158 | How much do each of the following statements describe your neighborhood: Lots of graffiti                                                                                                                            | 155 |
| 7.159 | How wrong do your parents feel it would be for you to drink beer, wine or hard liquor (for example, vodka, whiskey or gin) regularly?                                                                                | 156 |
| 7.160 | How wrong do your parents feel it would be for you to smoke tobacco?                                                                                                                                                 | 156 |
| 7.161 | How wrong do your parents feel it would be for you to smoke marijuana?                                                                                                                                               | 156 |
| 7.162 | How wrong do your parents feel it would be for you to use prescription drugs not prescribed to you?                                                                                                                  | 157 |
| 7.163 | How wrong do your parents feel it would be for you to steal anything worth more than \$5?                                                                                                                            | 157 |
| 7.164 | How wrong do your parents feel it would be for you to draw graffiti, or write things or draw pictures on buildings or other property (without the owner's permission)?                                               | 157 |
| 7.165 | How wrong do your parents feel it would be for you to pick a fight with someone?                                                                                                                                     | 158 |
| 7.166 | Have you changed homes in the past year?                                                                                                                                                                             | 158 |
| 7.167 | Have many times have you changed homes since kindergarten?                                                                                                                                                           | 158 |
| 7.168 | Have you changed schools (including changing from elementary to middle and middle to high school) in the past year?                                                                                                  | 158 |
| 7.169 | How many times have you changed schools (including changing from elementary to middle and middle to high school) since kindergarten?                                                                                 | 159 |
| 7.170 | Has anyone in your family ever had a severe alcohol or drug problem?                                                                                                                                                 | 159 |
| 7.171 | Have any of your brothers or sisters ever drunk beer, wine or hard liquor?                                                                                                                                           | 159 |
| 7.172 | Have any of your brothers or sisters ever smoked marijuana?                                                                                                                                                          | 159 |
| 7.173 | Have any of your brothers or sisters ever smoked cigarettes?                                                                                                                                                         | 160 |

|       |                                                                                                                                   |     |
|-------|-----------------------------------------------------------------------------------------------------------------------------------|-----|
| 7.174 | Have any of your brothers or sisters ever taken a handgun to school? .....                                                        | 160 |
| 7.175 | Have any of your brothers or sisters ever been suspended or expelled from school? .....                                           | 160 |
| 7.176 | The rules in my family are clear. ....                                                                                            | 160 |
| 7.177 | People in my family often insult or yell at each other. ....                                                                      | 161 |
| 7.178 | When I am not at home, one of my parents knows where I am and who I am with. ....                                                 | 161 |
| 7.179 | We argue about the same things in my family over and over. ....                                                                   | 161 |
| 7.180 | If you drank some beer or wine or liquor without your parents' permission, would you be caught by your parents? .....             | 162 |
| 7.181 | My family has clear rules about alcohol and drug use. ....                                                                        | 162 |
| 7.182 | If you carried a handgun without your parents' permission, would you be caught by your parents? .....                             | 162 |
| 7.183 | If you skipped school, would you be caught by your parents? .....                                                                 | 163 |
| 7.184 | My parents notice when I am doing a good job and let me know about it. ....                                                       | 163 |
| 7.185 | How often do your parents tell you they're proud of you for something you've done? .....                                          | 163 |
| 7.186 | Do you feel very close to your mother? .....                                                                                      | 164 |
| 7.187 | Do you share your thoughts and feelings with your mother? .....                                                                   | 164 |
| 7.188 | My parents ask me what I think before most family decisions affecting me are made. ....                                           | 164 |
| 7.189 | Do you share your thoughts and feelings with your father? .....                                                                   | 165 |
| 7.190 | Do you enjoy spending time with your mother? .....                                                                                | 165 |
| 7.191 | Do you enjoy spending time with your father? .....                                                                                | 165 |
| 7.192 | If I had a personal problem, I could ask my mom or dad for help. ....                                                             | 166 |
| 7.193 | Do you feel very close to your father? .....                                                                                      | 166 |
| 7.194 | My parents give me lots of chances to do fun things with them. ....                                                               | 166 |
| 7.195 | My parents ask if I've gotten my homework done. ....                                                                              | 167 |
| 7.196 | People in my family have serious arguments. ....                                                                                  | 167 |
| 7.197 | Would your parents know if you did not come home on time? .....                                                                   | 167 |
| 7.198 | In the past year how many of your best friends have participated in clubs, organizations or activities at school? .....           | 168 |
| 7.199 | In the past year how many of your best friends have made a commitment to stay drug-free? .....                                    | 168 |
| 7.200 | In the past year how many of your best friends have liked school? .....                                                           | 168 |
| 7.201 | In the past year how many of your best friends have regularly attended religious services? .....                                  | 169 |
| 7.202 | In the past year how many of your best friends have tried to do well in school? .....                                             | 169 |
| 7.203 | How wrong do your friends feel it would be for you to have one or two drinks of an alcoholic beverage nearly every day? .....     | 169 |
| 7.204 | How wrong do your friends feel it would be for you to smoke tobacco? .....                                                        | 170 |
| 7.205 | How wrong do your friends feel it would be for you to smoke marijuana? .....                                                      | 170 |
| 7.206 | How wrong do your friends feel it would be for you to use prescription drugs not prescribed to you? .....                         | 170 |
| 7.207 | How do you feel about someone your age having one or two drinks of an alcoholic beverage nearly every day? .....                  | 171 |
| 7.208 | If you drank alcohol (not just a sip or a taste) in the past year, how did you usually get it? (Select the one best answer) ..... | 172 |
| 7.209 | I identify as ... (Select the one best answer) .....                                                                              | 172 |

|       |                                                                                                                                                                                                                                                                                                                                                    |     |
|-------|----------------------------------------------------------------------------------------------------------------------------------------------------------------------------------------------------------------------------------------------------------------------------------------------------------------------------------------------------|-----|
| 7.210 | I identify as... (Select the one best answer) .....                                                                                                                                                                                                                                                                                                | 173 |
| 7.211 | In what season(s) have you participated on athletic/sports teams in the past year (12 months)? (Choose all that apply) .....                                                                                                                                                                                                                       | 173 |
| 7.212 | How many times in the past year (12 months) have you participated in clubs, organizations, or activities either at school or in the community? (Select the one best answer) .....                                                                                                                                                                  | 173 |
| 7.213 | In the past school year, has your parent/guardian participated in any of these things at your school? (Choose all that apply) .....                                                                                                                                                                                                                | 174 |
| 7.214 | In my school... (Choose all that apply) .....                                                                                                                                                                                                                                                                                                      | 174 |
| 7.215 | In the last 30 days ... (Choose all that apply) .....                                                                                                                                                                                                                                                                                              | 175 |
| 7.216 | The next question asks about electronic vapor products, such as JUUL, blu, NJOY, Vuse, MarkTen, Logic, Vapin plus, eGo, and Halo. Electronic vapor products include e-cigarettes, e-cigars, e-pipes, vape pipes, vaping pens, e-hookahs, and hookah pens. During the past 30 days, on how many days did you use an electronic vapor product? ..... | 175 |
| 7.217 | If you are struggling with feeling sad, stressed, anxious, angry, etc., who would you go to for help? (Choose all that apply) .....                                                                                                                                                                                                                | 176 |
| 8.1   | Core Measure for 30-Day Use by Grade .....                                                                                                                                                                                                                                                                                                         | 178 |
| 8.2   | Core Measure of Perception of Risk by Grade .....                                                                                                                                                                                                                                                                                                  | 178 |
| 8.3   | Core Measure of Parental Disapproval by Grade .....                                                                                                                                                                                                                                                                                                | 179 |
| 8.4   | Core Measure of Friends Disapproval by Grade .....                                                                                                                                                                                                                                                                                                 | 179 |
| 8.5   | Core Measure for 30-Day Use by Sex .....                                                                                                                                                                                                                                                                                                           | 180 |
| 8.6   | Core Measure of Perception of Risk by Sex .....                                                                                                                                                                                                                                                                                                    | 180 |
| 8.7   | Core Measure of Parental Disapproval by Sex .....                                                                                                                                                                                                                                                                                                  | 180 |
| 8.8   | Core Measure of Friends Disapproval by Sex .....                                                                                                                                                                                                                                                                                                   | 180 |
| A.1   | Average Age of Onset Reported by Surveyed Youth, by Grade .....                                                                                                                                                                                                                                                                                    | 182 |
| A.2   | Percentage of Surveyed Youth Who Reported Perception of <i>Great Risk</i> of Harm .....                                                                                                                                                                                                                                                            | 182 |
| A.3   | Percentage of Surveyed Youth Who Indicated Personal Disapproval of Drug Use by Grade .....                                                                                                                                                                                                                                                         | 183 |
| A.4   | Percentage of Surveyed Youth Who Indicated Peer Approval of Drug Use by Grade .....                                                                                                                                                                                                                                                                | 183 |
| A.5   | Percentage of Surveyed Youth Who Indicated Other Adults Disapprove of Drug Use by Grade .....                                                                                                                                                                                                                                                      | 184 |
| A.6   | Past-30-Day Frequency of Alcohol Use Reported by Surveyed Youth by Grade .....                                                                                                                                                                                                                                                                     | 184 |
| A.7   | Past-30-Day Frequency of Cigarette Use Reported by Surveyed Youth by Grade .....                                                                                                                                                                                                                                                                   | 184 |
| A.8   | Past-30-Day Frequency of Marijuana Use Reported by Surveyed Youth by Grade .....                                                                                                                                                                                                                                                                   | 185 |
| A.9   | Past-30-Day Frequency of Prescription Drugs Use Reported by Surveyed Youth by Grade .....                                                                                                                                                                                                                                                          | 185 |
| A.10  | Percentage of Surveyed Youth Who Indicated Gang Involvement by Grade .....                                                                                                                                                                                                                                                                         | 185 |

---

# List of Figures

|      |                                                         |    |
|------|---------------------------------------------------------|----|
| 2.1  | Overall Protective Factor Scale Scores                  | 23 |
| 2.2  | Overall Risk Factor Scale Scores                        | 24 |
| 2.3  | Community Opportunities for Prosocial Involvement       | 27 |
| 2.4  | Community Rewards for Prosocial Involvement             | 28 |
| 2.5  | Family Attachment                                       | 28 |
| 2.6  | Family Opportunities for Prosocial Involvement          | 29 |
| 2.7  | Family Rewards for Prosocial Involvement                | 29 |
| 2.8  | School Opportunities for Prosocial Involvement          | 30 |
| 2.9  | School Rewards for Prosocial Involvement                | 30 |
| 2.10 | Religiosity                                             | 31 |
| 2.11 | Social Skills                                           | 31 |
| 2.12 | Belief in the Moral Order                               | 32 |
| 2.13 | Low Neighborhood Attachment                             | 33 |
| 2.14 | Community Disorganization                               | 34 |
| 2.15 | Community Transitions and Mobility                      | 34 |
| 2.16 | Laws and Norms Favorable to Drug Use and Firearms       | 35 |
| 2.17 | Perceived Availability of Drugs and Firearms            | 35 |
| 2.18 | Poor Family Supervision                                 | 36 |
| 2.19 | Poor Family Discipline                                  | 36 |
| 2.20 | Family History of Antisocial Behavior                   | 37 |
| 2.21 | Parental Attitudes Favorable Toward ATOD Use            | 37 |
| 2.22 | Parental Attitudes Favorable Toward Antisocial Behavior | 38 |
| 2.23 | Academic Failure                                        | 38 |
| 2.24 | Low Commitment to School                                | 39 |
| 2.25 | Rebelliousness                                          | 39 |
| 2.26 | Friends Delinquent Behavior                             | 40 |
| 2.27 | Friends Use of Drugs                                    | 40 |

|      |                                                            |    |
|------|------------------------------------------------------------|----|
| 2.28 | Peer Rewards for Antisocial Behavior                       | 41 |
| 2.29 | Favorable Attitudes toward Antisocial Behavior             | 41 |
| 2.30 | Favorable Attitudes Toward Drug Use                        | 42 |
| 2.31 | Early Initiation of Drug Use and Antisocial Behavior       | 42 |
| 2.32 | Sensation Seeking                                          | 43 |
| 2.33 | Gang Involvement                                           | 43 |
| 3.34 | 2018-19 TST Region Report                                  | 45 |
| 3.35 | Past-30-Day Use of Selected ATODs by Grade                 | 46 |
| 3.36 | Alcohol Use                                                | 49 |
| 3.37 | Cigarette Use                                              | 49 |
| 3.38 | Marijuana Use                                              | 50 |
| 4.39 | Overall Prevalence of Antisocial Behaviors                 | 52 |
| 4.40 | Prevalence of Selected Antisocial Behaviors                | 53 |
| 4.41 | Attacking Someone with Intent to Hurt                      | 53 |
| 4.42 | Attempting to Steal a Vehicle                              | 54 |
| 4.43 | Being Arrested                                             | 54 |
| 4.44 | Being Drunk or High at School                              | 55 |
| 4.45 | Carrying a Handgun                                         | 55 |
| 4.46 | Getting Suspended                                          | 56 |
| 4.47 | Selling Drugs                                              | 56 |
| 4.48 | Taking a Handgun to School                                 | 57 |
| 6.49 | Reported Use in the Past 30 Days of Cigarettes             | 62 |
| 6.50 | Reported Use in the Past 30 Days of Alcoholic Beverages    | 63 |
| 6.51 | Reported Use in the Past 30 Days of Marijuana              | 64 |
| 6.52 | Reported Use in the Past 30 Days of Prescription Drugs     | 65 |
| 6.53 | Perception of Risk – Cigarettes                            | 67 |
| 6.54 | Perception of Risk – Alcohol                               | 68 |
| 6.55 | Perception of Risk – Marijuana                             | 69 |
| 6.56 | Perception of Risk – Prescription Drugs                    | 70 |
| 6.57 | Parental Disapproval – Smoke Tobacco                       | 72 |
| 6.58 | Parental Disapproval – Drink Alcohol                       | 73 |
| 6.59 | Parental Disapproval – Smoke Marijuana                     | 74 |
| 6.60 | Parental Disapproval – Prescription Drugs                  | 75 |
| 6.61 | Parental Disapproval – Steal Something Worth More Than \$5 | 76 |

---

|      |                                                               |     |
|------|---------------------------------------------------------------|-----|
| 6.62 | Parental Disapproval – Draw Graffiti .....                    | 77  |
| 6.63 | Parental Disapproval – Pick a Fight With Someone .....        | 78  |
| 6.64 | Average Age of Onset of Use of Cigarettes .....               | 80  |
| 6.65 | Average Age of Onset of Use of Alcohol .....                  | 81  |
| 6.66 | Average Age of Onset of Use of Marijuana .....                | 82  |
| 6.67 | Availability – Cigarettes .....                               | 84  |
| 6.68 | Availability – Alcohol .....                                  | 85  |
| 6.69 | Availability – Marijuana .....                                | 86  |
| 6.70 | Availability – A Drug Like Cocaine, LSD or Amphetamines ..... | 87  |
| 6.71 | Availability – A Handgun .....                                | 88  |
| 6.72 | Use of Cigarettes by Gender .....                             | 90  |
| 6.73 | Use of Alcohol by Gender .....                                | 91  |
| 6.74 | Use of Marijuana by Gender .....                              | 92  |
| 6.75 | Use of Prescription Drugs by Gender .....                     | 93  |
|      |                                                               |     |
| B.76 | Overall Protective Factor Scale Scores for 7th Grade .....    | 187 |
| B.77 | Overall Risk Factor Scale Scores for 7th Grade .....          | 188 |
| B.78 | Overall Protective Factor Scale Scores for 8th Grade .....    | 189 |
| B.79 | Overall Risk Factor Scale Scores for 8th Grade .....          | 190 |
| B.80 | Overall Protective Factor Scale Scores for 9th Grade .....    | 191 |
| B.81 | Overall Risk Factor Scale Scores for 9th Grade .....          | 192 |
| B.82 | Overall Protective Factor Scale Scores for 10th Grade .....   | 193 |
| B.83 | Overall Risk Factor Scale Scores for 10th Grade .....         | 194 |
| B.84 | Overall Protective Factor Scale Scores for 11th Grade .....   | 195 |
| B.85 | Overall Risk Factor Scale Scores for 11th Grade .....         | 196 |
| B.86 | Overall Protective Factor Scale Scores for 12th Grade .....   | 197 |
| B.87 | Overall Risk Factor Scale Scores for 12th Grade .....         | 198 |



# Chapter 1

## The Survey

### 1.1 Introduction

This report describes the administration and findings for the ***Communities That Care Youth Survey*** provided by ***Pride Surveys***. This report is based on the student responses for 2018-19 TST Region Report.

The ***Communities That Care Youth Survey*** is designed to identify the levels of risk and protective factors that predict problem behaviors such as alcohol, tobacco and other drug use, poor school achievement, and delinquency. (For a more detailed discussion, see Chapter 2 of this report.) In addition to measuring risk and protective factors, the ***Communities That Care Youth Survey*** also measures the actual prevalence of drug use, violence and other antisocial behaviors among surveyed students.

The administration of the ***Communities That Care Youth Survey*** will help communities to assess the risk and protective factors in the lives of young people. This report identifies the risk and protective factors most in need of attention in the community. This information can be used to guide prevention efforts, to help address existing problems, and to promote healthy and positive youth development. All together, 3849 students participated in the survey.

### 1.2 Summary of Results

This report presents findings in three separate sections: 1) risk and protective factors, 2) drug use, and 3) other antisocial behaviors. A brief summary of the findings from each section is presented on the next page. A more detailed summary is presented at the start of each section, followed by an item-by-item discussion of the results.

#### 1.2.1 Risk and Protective Factor Profile

Each of the risk and protective factor scores are measured on a scale of 0 to 100. A score of 50 is the normative average for this scale. A low score indicates the relative absence of the risk or protective factor. A high score indicates an elevated level of that risk or protective factor. Because risk factors are associated with an increased likelihood of alcohol and drug use, and other problem behavior, lower scores on risk factors are desirable. Conversely, because protective factors are associated with a decreased likelihood of problem behaviors, a higher score on the protective factors is desirable.

For the overall sample, scale scores across the 10 protective factor scales range from a low of 33 to a high of 62, with an average score of 52, which is 2 points higher than the normative average of 50. The three lowest pro-

protective factor scores were *Religiosity (33)*, *Community Rewards for Prosocial Involvement (42)* and *School Rewards for Prosocial Involvement (46)*. The three highest protective factor scores were *Social Skills (62)*, *Belief in the Moral Order (61)* and *School Opportunities for Prosocial Involvement (58)*. Please see the Risk and Protective Factor chapter for information on protective factors, risk factors, scales and scoring.

Overall scale scores across the 21 risk factor scales range from a low of 29 to a high of 53, with an average score of 43, which is 7 points lower than the normative average of 50. The three highest risk factor scales were *Community Transitions and Mobility (53)*, *Low Neighborhood Attachment (51)*, and *Low Commitment to School (51)*. The three lowest risk factor scales were *Perceived Availability of Drugs and Firearms (29)*, *Early Initiation of Drug Use and Antisocial Behavior (30)*, and *Friends Use of Drugs (37)*.

In trying to make comparisons to normative data it is important to examine the data grade by grade in addition to looking at combined statistics for all grade levels. For many items there is typically a great deal of difference between grades. For example, 6th grade alcohol use is typically much lower than 12th grade alcohol use. Looking only at the overall alcohol use statistic would mask these high and lows. This masking can be further exacerbated when only some grades are surveyed as opposed to all grades. For instance, a school system which only surveyed grades 6, 8 and 10 might have a lower overall alcohol use statistic when compared to national data, yet have higher use at each grade level than the national alcohol use statistic. This is because the national overall statistic is based on data from all grades whereas the local statistic would only be based on grades 6, 8 and 10. Still, overall statistics can often be used as a simple barometer of how students responded to the survey. Prior versions of this report have sometimes used a weighting factor when reporting overall statistics based on the grade enrollment and the actual number of students surveyed in each grade. The purpose of this weighting is not to make up for missing grades but rather to ensure that the proportion of each grade in the sample matches the proportions of enrolled students in those grades surveyed. This weighting factor was only applied to overall statistics and not to individual grade statistics. Analysis of previous collected data has shown that in schools where the grade levels are well represented

the unweighted results are either the same or within a point or two of the weighted results. In the interest of minimizing the additional burden of data collection required from schools and preserving fast turnaround times for processing and reporting, overall statistics in this report will be reported without grade weighting.

Prevention programs and policies that focus on reducing a broad spectrum of risk factors, and increasing the overall levels of protective factors, can be beneficial to students, families, and the community. However, unless there are sufficient resources for simultaneously addressing several risk and protective factors, focusing prevention efforts on the most elevated risk factors, and the lowest protective factors, should result in the most productive prevention effort possible. These objective data, in conjunction with a review of community-specific issues and resources, can help direct prevention efforts. It is important to keep in mind, however, that scores averaged across the full range of grade levels included in this report can mask problems within individual grades. Chapter 2 of this report provides grade-level results that will enable prevention planners to more precisely target opportunities for intervention.

## 1.2.2 Alcohol, Tobacco and Other Drug Use

Students recorded the highest prevalence-of-use rates in lifetime for alcohol (37.6%), followed by marijuana (20.5%), cigarettes (9.6%), inhalants (4.5%), and smokeless tobacco (4.4%). Prevalence-of-use rates in the past 30 days was highest for alcohol (15.0%) followed by marijuana (12.9%), cigarettes (3.1%), prescription drugs (2.7%), and smokeless tobacco (1.7%). Break-downs of these figures by grade are available in table form in the Percentage Tables chapter and in graphic form in the Graphics chapter.

### 1.2.3 Other Antisocial Behaviors

For the overall sample, the annual prevalence rates recorded for the eight other problem, or antisocial, behaviors cover a broad range. 8.4% reported *Been Drunk or High at School* in the past year, making it the most prevalent of the eight behaviors. *Attacked Someone With the Idea of Seriously Hurting Them* was the second most prevalent at 6.3%. *Been Suspended from School* was the third at 6.2%. *Taken a Handgun to School* was the least prevalent at 0.3%.

### 1.3 Demographic Profile of Surveyed Youth

The survey measures a variety of demographic characteristics. The following table shows selected characteristics of surveyed youth: sex and ethnicity.

A higher percentage of the students were Male (49.3% Male vs. 49.0% Female). A majority of students identified themselves as White (72.3%) followed by Mixed Origin (8.2%), Asian (6.2%), African American (4.9%), Other (2.7%), Latino (2.6%) and Native American (1.2%).

Table 1.1: Selected Demographic Characteristics of Surveyed Youth

|                        | Number of Students | Percentage of Students |
|------------------------|--------------------|------------------------|
| Overall Valid Surveys  | 3849               | 100.0%                 |
| <b>Sex</b>             |                    |                        |
| Female                 | 1885               | 49.0%                  |
| Male                   | 1898               | 49.3%                  |
| Did not respond        | 66                 | 1.7%                   |
| <b>Ethnicity</b>       |                    |                        |
| White                  | 2781               | 72.3%                  |
| African American       | 189                | 4.9%                   |
| Native American        | 45                 | 1.2%                   |
| Hispanic/Latino        | 100                | 2.6%                   |
| Asian/Pacific Islander | 240                | 6.2%                   |
| Other                  | 104                | 2.7%                   |
| Mixed Origin           | 317                | 8.2%                   |
| Did not respond        | 73                 | 1.9%                   |

Note: Rounding can produce totals that do not equal 100%.

## Chapter 2

# Risk and Protective Factors

### 2.1 Introduction

Just as eating a high-fat diet is a risk factor for heart disease and getting regular exercise is a protective factor for heart disease and other health problems, there are characteristics of the community, school, family, peer groups, and individual youth that can help protect youth from, or put them at risk for, drug use and other problem behaviors.

**Protective factors**, also known as assets, are conditions that buffer children and youth from exposure to risk by either reducing the impact of the risks or changing the way that young people respond to risks. Protective factors identified through research include strong bonding to family, school, community and peers. These groups support the development of healthy behaviors for children by setting and communicating healthy beliefs and clear standards for children's behavior. Young people are more likely to follow the standards for behavior set by these groups if the bonds are strong. Strong bonds are encouraged by providing young people with opportunities to make meaningful contributions, by teaching them the skills they need to be successful in these new opportunities, and by recognizing their contributions.

**Risk factors** are conditions that increase the likelihood of a young person becoming involved in drug use, delinquency, school dropout and/or violence. For example, children living in families with poor parental monitoring are more likely to become involved in these problems. Research during the past 30 years supports the view that delinquency; alcohol, tobacco and other drug use; school achievement; and other important outcomes in adolescence are associated with specific characteristics in the students' community, school and family environments, as well as with characteristics of the individual (Hawkins, Catalano and Miller, 1992). In fact, these characteristics have been shown to be more important in understanding these behaviors than ethnicity, income or family structure (Blum et al., 2000).

There is a substantial amount of research showing that adolescents' exposure to a greater number of risk factors is associated with more drug use and delinquency. There is also evidence that exposure to a number of protective factors is associated with lower prevalence of these problem behaviors (Bry, McKeon and Pandina, 1982; Newcomb, Maddahian and Skager, 1987; Newcomb and Felix-Ortiz, 1992; Newcomb, 1995; Pollard et al., 1999).

The analysis of risk and protective factors is a powerful tool for understanding both positive and negative adolescent behavior and for helping design successful prevention programs for young people. To promote positive development and prevent problem behavior, it is necessary to address the factors that predict these outcomes. By measuring these risk and protective factors, prevention efforts can be prioritized in the community. This process also helps in selecting effective prevention programming shown to address those risk and protective factors and consequently provide the greatest likelihood for success.

This system of risk and protective factors is organized into a strategy that families can use to help children develop healthy behaviors, the Social Development Strategy (Hawkins et al., 1992). The Social Development Strategy is a theoretical framework that organizes risk and protective factors for adolescent problem behavior prevention.

## 2.2 Overall Results

Overall risk and protective factor scale scores are presented in the two following graphs. These results provide a general description of the prevention needs of students as a whole.

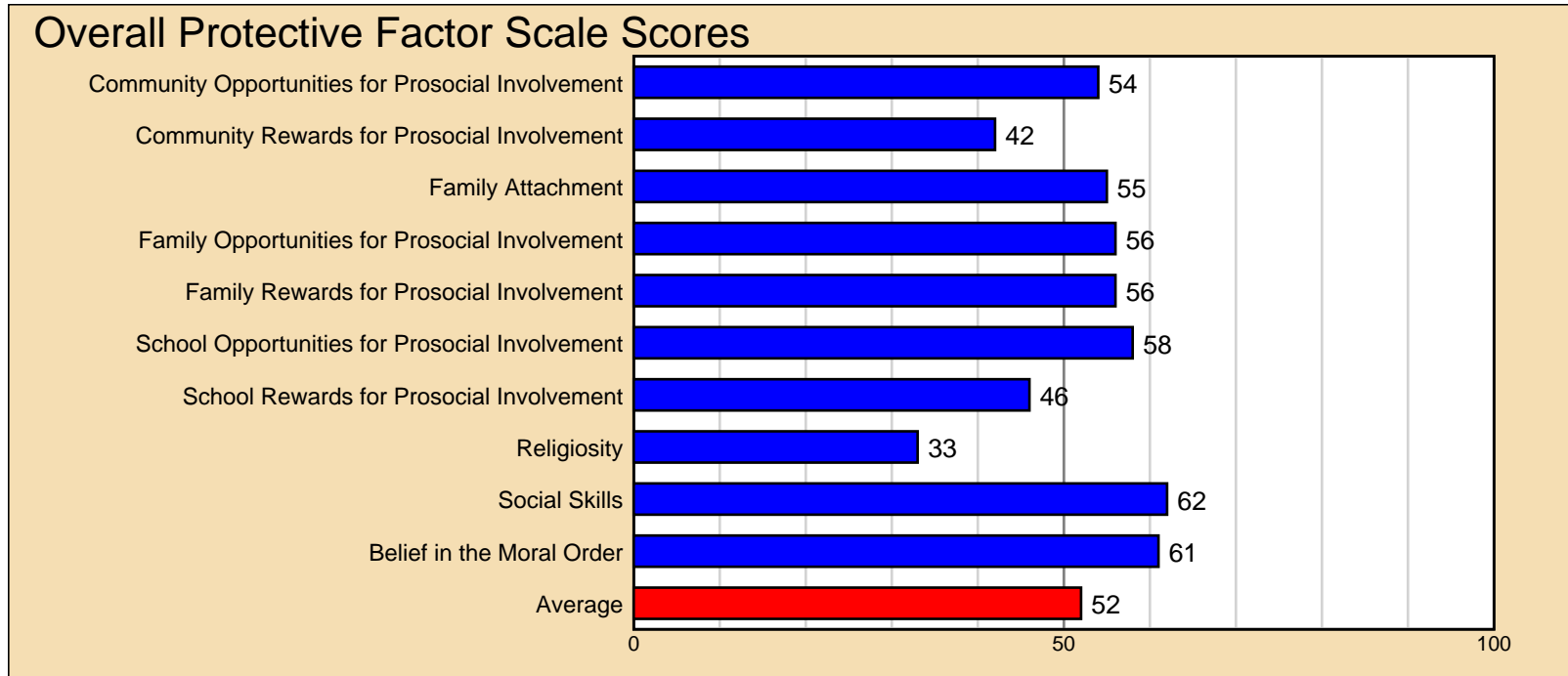
For the overall sample, scale scores across the 10 protective factor scales range from a low of 33 to a high of 62, with an average score of 52, which is 2 points higher than the normative average of 50. The lowest protective factor scale was *Religiosity (33)*. The highest protective factor scale was *Social Skills (62)*.

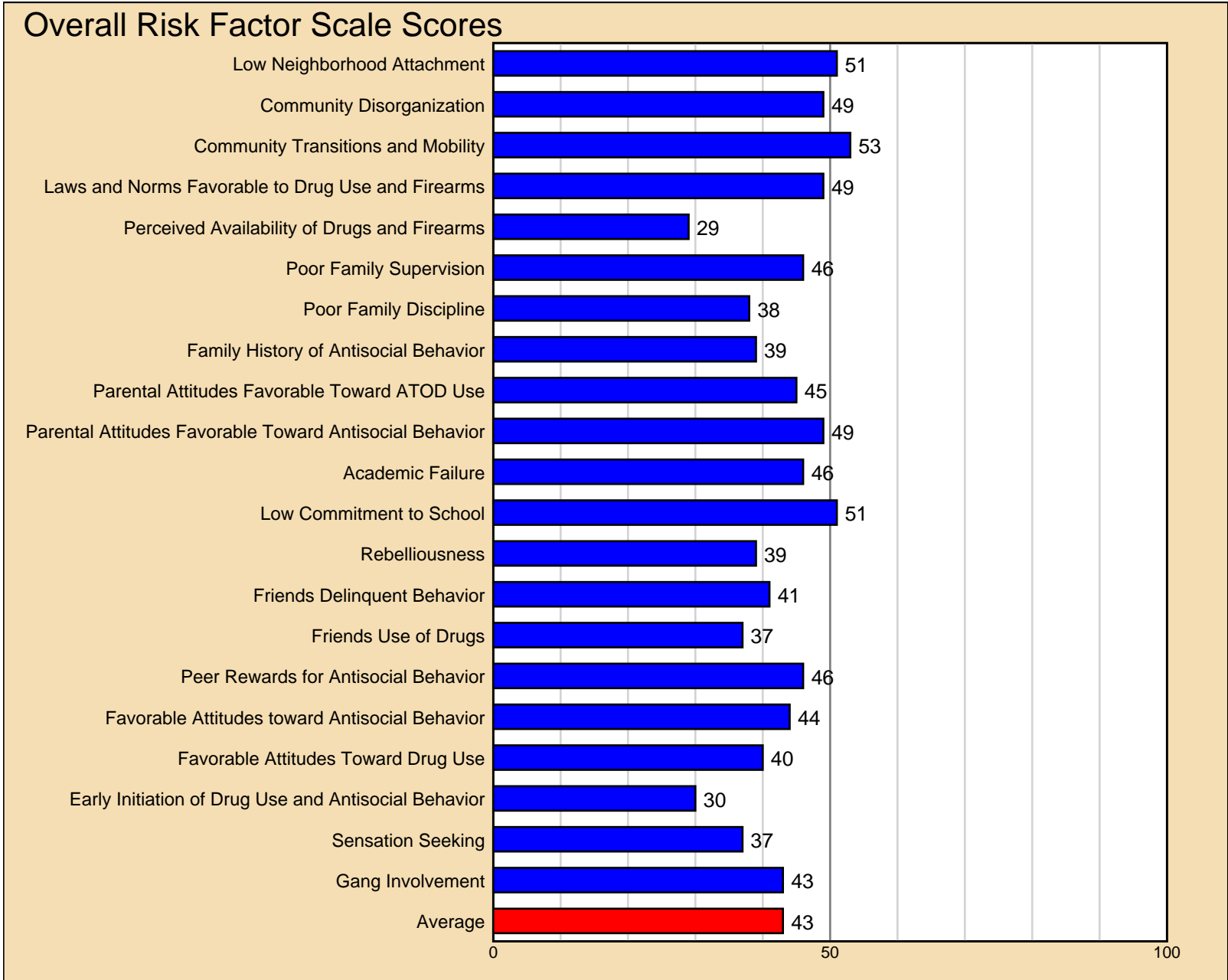
As the first graph shows, overall scores across the 10 protective factor scale scores range from a low of 33 to a high of 62, with an average score of 52, which is 2 points higher than the normative average of 50. The lowest protective factor score was *Religiosity (33)*. While policies that target any pro-

TECTIVE factor could potentially be an important resource for students, focusing prevention planning in this area could be especially beneficial. The highest protective factor score was *Social Skills (62)*. The higher scores reported by students in this area represent a strength that can be built upon.

As the second graph shows, overall scores across the 21 risk factor scales range from a low of 29 to a high of 53, with an average score of 43, which is 7 points lower than the normative average of 50. The three highest risk factor scales were *Community Transitions and Mobility (53)*, *Low Neighborhood Attachment (51)*, and *Low Commitment to School (51)*. Once again, while policies that target any risk factor could potentially be an important resource for students, directing prevention programming in these areas is likely to be especially beneficial. The three lowest risk factor scales were *Perceived Availability of Drugs and Firearms (29)*, *Early Initiation of Drug Use and Antisocial Behavior (30)*, and *Friends Use of Drugs (37)*. The lower scores reported by students in these areas represent strengths that can be built upon.

### 2.2.1 Comparisons Across Risk and Protective Factors





## 2.3 Grade-Level Results

While overall scores provide a general picture of the risk and protective factor profile, they can mask problems within individual grades. The next two tables in this section of the report, as well as a series of graphs in Appendix B, present individual-grade data for risk and protective factor scale scores. This

detailed information provides prevention planners with a snapshot revealing which risk and protective factor scales are of greatest concern by grade. It allows those prevention planners to focus on the most appropriate points in youth development for preventive intervention action and to target their prevention efforts as precisely as possible. Younger students, for example, tend to report different factors than older students as being the most elevated or suppressed.

Table 2.1: Protective Factor Scale Scores Reported by Surveyed Youth, by Grade

|                               |                                                   | 6th | 7th       | 8th       | 9th       | 10th      | 11th      | 12th      |
|-------------------------------|---------------------------------------------------|-----|-----------|-----------|-----------|-----------|-----------|-----------|
| <b>Community Domain</b>       |                                                   |     |           |           |           |           |           |           |
|                               | Community Opportunities for Prosocial Involvement | –   | 54        | 55        | 54        | 54        | 54        | 52        |
|                               | Community Rewards for Prosocial Involvement       | –   | 49        | 47        | 41        | 40        | 38        | 37        |
| <b>Family Domain</b>          |                                                   |     |           |           |           |           |           |           |
|                               | Family Attachment                                 | –   | 63        | 61        | 54        | 50        | 50        | 50        |
|                               | Family Opportunities for Prosocial Involvement    | –   | 63        | 60        | 56        | 53        | 53        | 53        |
|                               | Family Rewards for Prosocial Involvement          | –   | 64        | 62        | 55        | 52        | 50        | 51        |
| <b>School Domain</b>          |                                                   |     |           |           |           |           |           |           |
|                               | School Opportunities for Prosocial Involvement    | –   | 63        | 57        | 57        | 55        | 57        | 59        |
|                               | School Rewards for Prosocial Involvement          | –   | 56        | 49        | 44        | 41        | 42        | 45        |
| <b>Peer-Individual Domain</b> |                                                   |     |           |           |           |           |           |           |
|                               | Religiosity                                       | –   | 36        | 35        | 33        | 32        | 32        | 31        |
|                               | Social Skills                                     | –   | 70        | 65        | 62        | 58        | 58        | 56        |
|                               | Belief in the Moral Order                         | –   | 71        | 63        | 61        | 56        | 57        | 57        |
| <b>Average</b>                |                                                   | –   | <b>59</b> | <b>55</b> | <b>52</b> | <b>49</b> | <b>49</b> | <b>49</b> |



Table 2.2: Risk Factor Scale Scores Reported by Surveyed Youth, by Grade

|                                                         | 6th | 7th       | 8th       | 9th       | 10th      | 11th      | 12th      |
|---------------------------------------------------------|-----|-----------|-----------|-----------|-----------|-----------|-----------|
| <b>Community Domain</b>                                 |     |           |           |           |           |           |           |
| Low Neighborhood Attachment                             | –   | 43        | 46        | 52        | 55        | 56        | 55        |
| Community Disorganization                               | –   | 44        | 47        | 50        | 52        | 52        | 51        |
| Community Transitions and Mobility                      | –   | 51        | 50        | 66        | 50        | 50        | 47        |
| Laws and Norms Favorable to Drug Use and Firearms       | –   | 30        | 39        | 48        | 57        | 60        | 64        |
| Perceived Availability of Drugs and Firearms            | –   | 17        | 22        | 27        | 34        | 37        | 38        |
| <b>Family Domain</b>                                    |     |           |           |           |           |           |           |
| Poor Family Supervision                                 | –   | 37        | 38        | 46        | 49        | 53        | 55        |
| Poor Family Discipline                                  | –   | 29        | 32        | 38        | 42        | 44        | 48        |
| Family History of Antisocial Behavior                   | –   | 27        | 34        | 36        | 42        | 49        | 49        |
| Parental Attitudes Favorable Toward ATOD Use            | –   | 36        | 40        | 44        | 48        | 52        | 55        |
| Parental Attitudes Favorable Toward Antisocial Behavior | –   | 45        | 47        | 50        | 52        | 52        | 51        |
| <b>School Domain</b>                                    |     |           |           |           |           |           |           |
| Academic Failure                                        | –   | 44        | 44        | 45        | 48        | 49        | 45        |
| Low Commitment to School                                | –   | 42        | 48        | 51        | 58        | 56        | 50        |
| <b>Peer-Individual Domain</b>                           |     |           |           |           |           |           |           |
| Rebelliousness                                          | –   | 30        | 38        | 38        | 43        | 42        | 42        |
| Friends Delinquent Behavior                             | –   | 38        | 40        | 40        | 43        | 42        | 42        |
| Friends Use of Drugs                                    | –   | 22        | 28        | 34        | 43        | 47        | 52        |
| Peer Rewards for Antisocial Behavior                    | –   | 33        | 40        | 46        | 52        | 53        | 55        |
| Favorable Attitudes toward Antisocial Behavior          | –   | 33        | 41        | 45        | 48        | 47        | 47        |
| Favorable Attitudes Toward Drug Use                     | –   | 24        | 31        | 39        | 46        | 51        | 55        |
| Early Initiation of Drug Use and Antisocial Behavior    | –   | 22        | 27        | 29        | 32        | 35        | 35        |
| Sensation Seeking                                       | –   | 30        | 34        | 35        | 42        | 41        | 43        |
| Gang Involvement                                        | –   | 42        | 43        | 43        | 43        | 43        | 43        |
| <b>Average</b>                                          | –   | <b>34</b> | <b>39</b> | <b>43</b> | <b>47</b> | <b>48</b> | <b>49</b> |

## 2.4 Protective Factors

Protective factors are characteristics that are known to decrease the likelihood that a student will engage in problem behaviors. For example, prosocial involvement with peers reduces the risk of an adolescent engaging in problem behaviors.

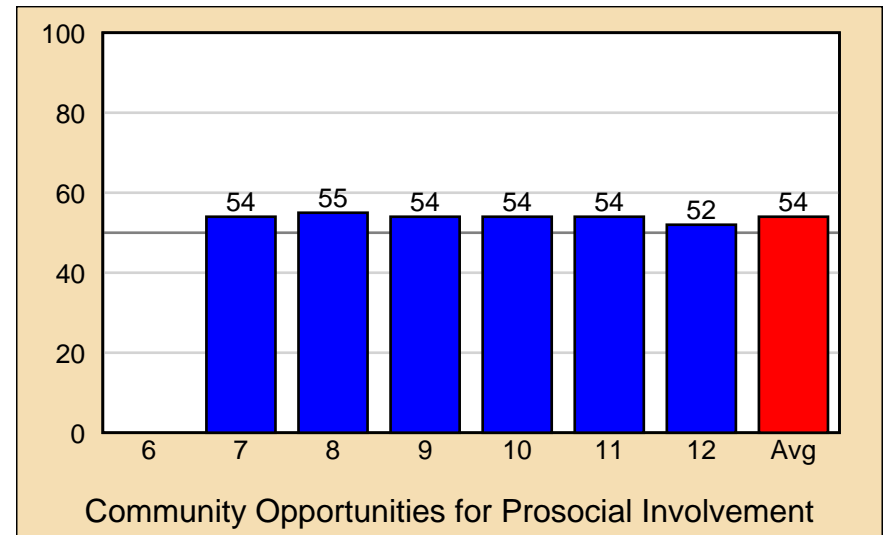
The Social Development Strategy organizes the research on protective factors. Protective factors can buffer young people from risks and promote positive youth development. To develop these healthy positive behaviors, young people must be immersed in environments that consistently communicate healthy beliefs and clear standards for behavior; that foster the development of strong bonds to members of their family, school and community; and that recognize the individual characteristics of each young person.

The **Communities That Care Youth Survey** measures a variety of protective factor scales across four domains: Community Domain, Family Domain, School Domain, and Peer/Individual Domain. Following, each protective factor scale is described and the results are reported.

### 2.4.1 Community Opportunities for Prosocial Involvement

The protective factor, **Community Opportunities for Prosocial Involvement**, is measured by using items such as *Which of the following activities for people your age are available in your community: sports teams, etc.*

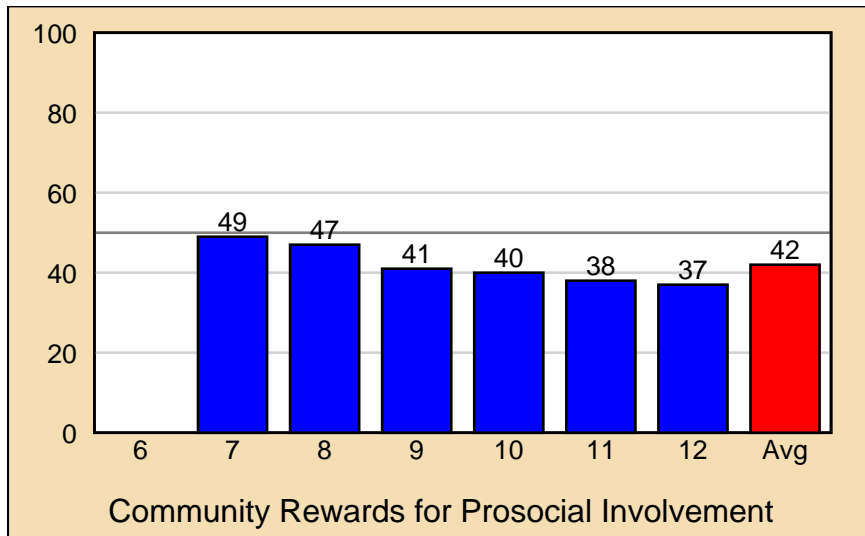
- Across grade levels, scale scores for *Community Opportunities for Prosocial Involvement* range from a low of 52 to a high of 55.
- Overall, an average scale score of 54 was calculated for *Community Opportunities for Prosocial Involvement*, which is 4 points higher than the normative average of 50.



### 2.4.2 Community Rewards for Prosocial Involvement

The protective factor, **Community Rewards for Prosocial Involvement**, is measured by using items such as *There are people in my neighborhood who are proud of me when I do something well.*

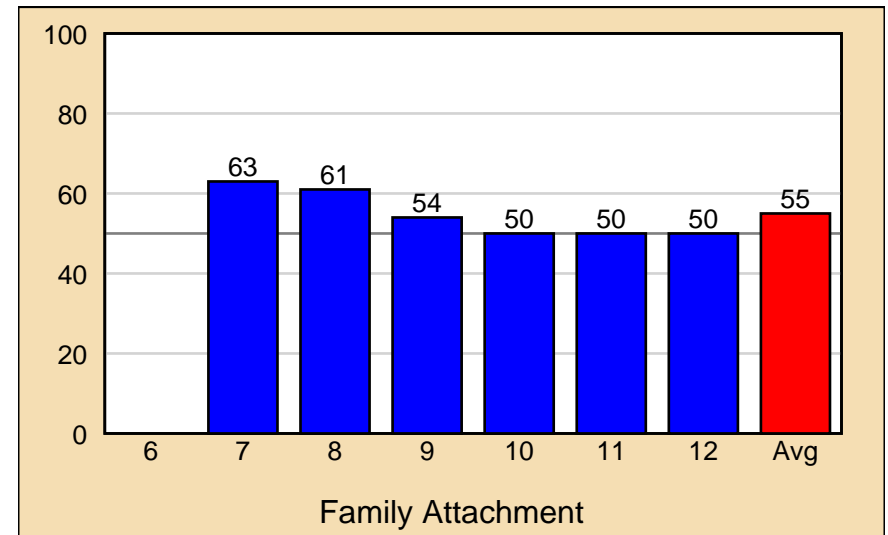
- Across grade levels, scale scores for *Community Rewards for Prosocial Involvement* range from a low of 37 to a high of 49.
- Overall, an average scale score of 42 was calculated for *Community Rewards for Prosocial Involvement*, which is 8 points lower than the normative average of 50.



### 2.4.3 Family Attachment

The protective factor, **Family Attachment**, is measured by using items such as *Do you feel very close to your mother?*

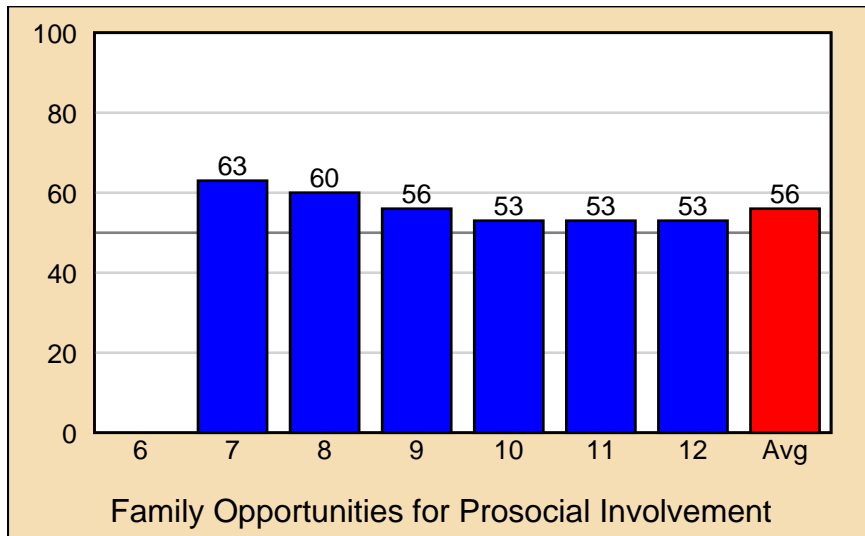
- Across grade levels, scale scores for *Family Attachment* range from a low of 50 to a high of 63.
- Overall, an average scale score of 55 was calculated for *Family Attachment*, which is 5 points higher than the normative average of 50.



### 2.4.4 Family Opportunities for Prosocial Involvement

The protective factor, **Family Opportunities for Prosocial Involvement**, is measured by using items such as *If I had a personal problem, I could ask my mom or dad for help*.

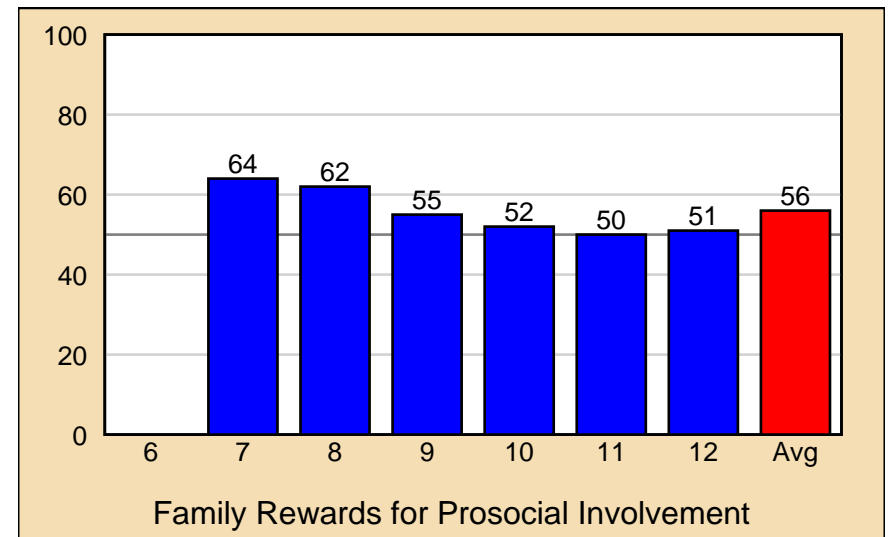
- Across grade levels, scale scores for *Family Opportunities for Prosocial Involvement* range from a low of 53 to a high of 63.
- Overall, an average scale score of 56 was calculated for *Family Opportunities for Prosocial Involvement*, which is 6 points higher than the normative average of 50.



### 2.4.5 Family Rewards for Prosocial Involvement

The protective factor, **Family Rewards for Prosocial Involvement**, is measured by using items such as *Do you enjoy spending time with your father?*

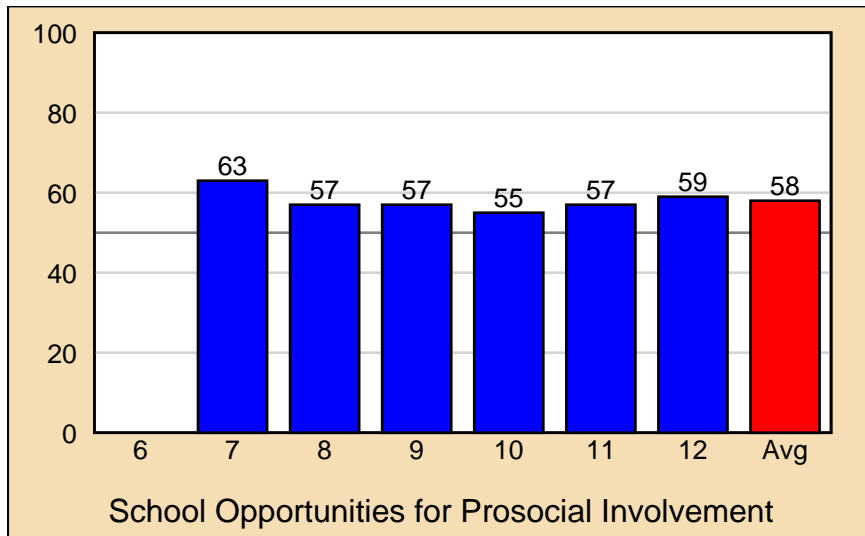
- Across grade levels, scale scores for *Family Rewards for Prosocial Involvement* range from a low of 50 to a high of 64.
- Overall, an average scale score of 56 was calculated for *Family Rewards for Prosocial Involvement*, which is 6 points higher than the normative average of 50.



### 2.4.6 School Opportunities for Prosocial Involvement

The protective factor, **School Opportunities for Prosocial Involvement**, is measured by using items such as *In my school, students have lots of chances to help decide things like class activities and rules.*

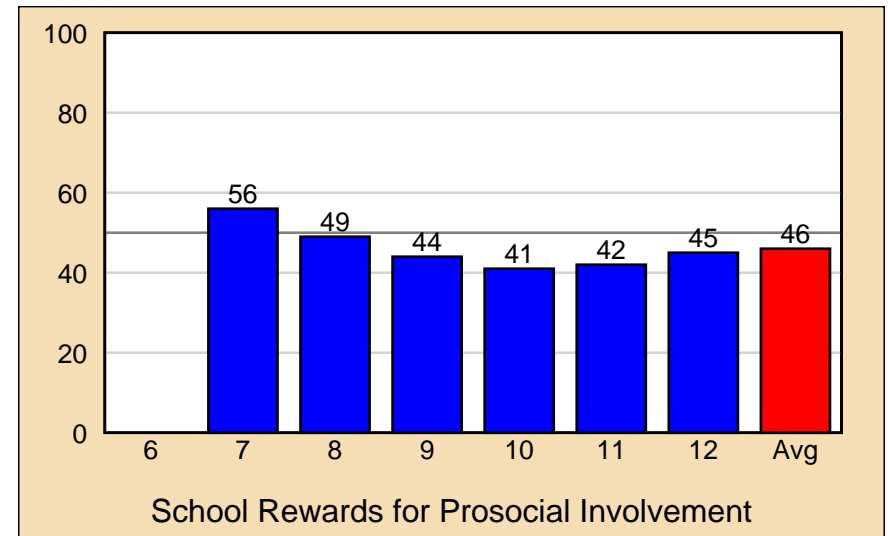
- Across grade levels, scale scores for *School Opportunities for Prosocial Involvement* range from a low of 55 to a high of 63.
- Overall, an average scale score of 58 was calculated for *School Opportunities for Prosocial Involvement*, which is 8 points higher than the normative average of 50.



### 2.4.7 School Rewards for Prosocial Involvement

The protective factor, **School Rewards for Prosocial Involvement**, is measured by using items such as *My teachers praise me when I work hard at school.*

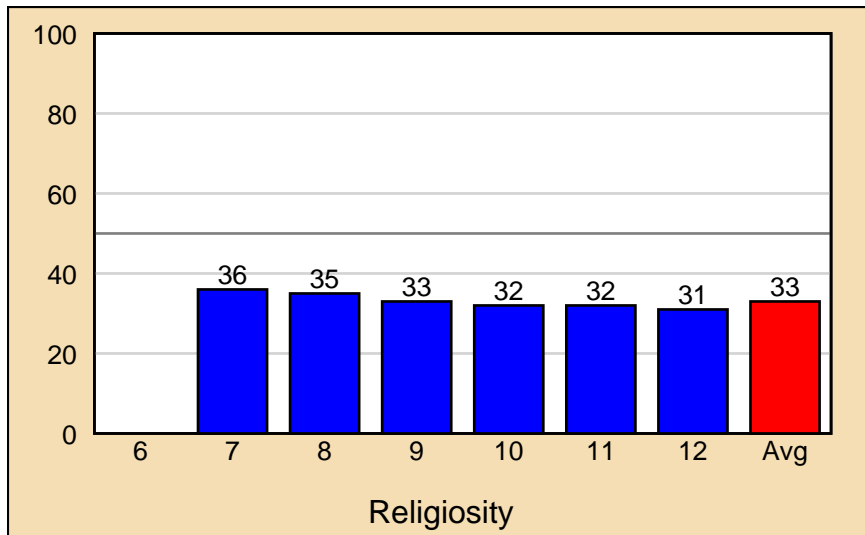
- Across grade levels, scale scores for *School Rewards for Prosocial Involvement* range from a low of 41 to a high of 56.
- Overall, an average scale score of 46 was calculated for *School Rewards for Prosocial Involvement*, which is 4 points lower than the normative average of 50.



### 2.4.8 Religiosity

The protective factor, **Religiosity**, is measured by using items such as *How often do you attend religious services or activities?*

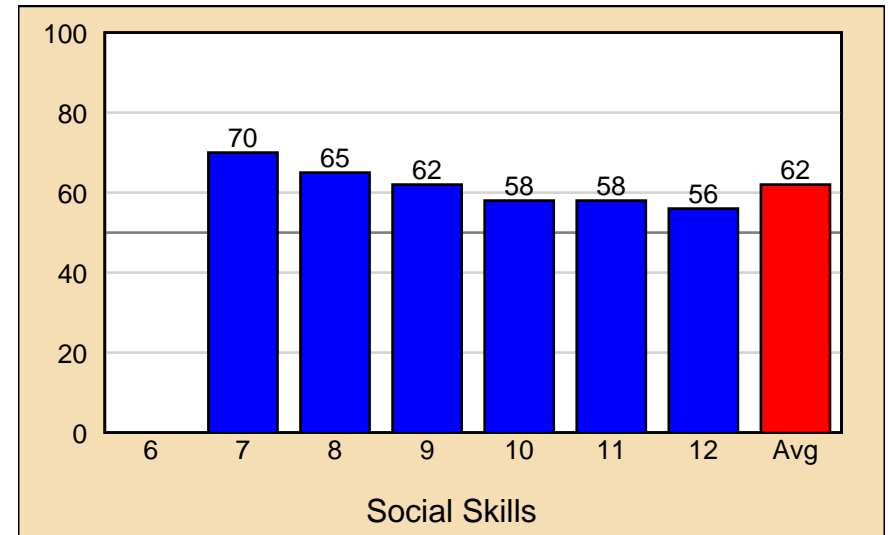
- Across grade levels, scale scores for *Religiosity* range from a low of 31 to a high of 36.
- Overall, an average scale score of 33 was calculated for *Religiosity*, which is 17 points lower than the normative average of 50.



### 2.4.9 Social Skills

The protective factor, **Social Skills**, is measured by using items such as *You are at a party at someone's house, and one of your friends offers you a drink containing alcohol. What would you say or do?*

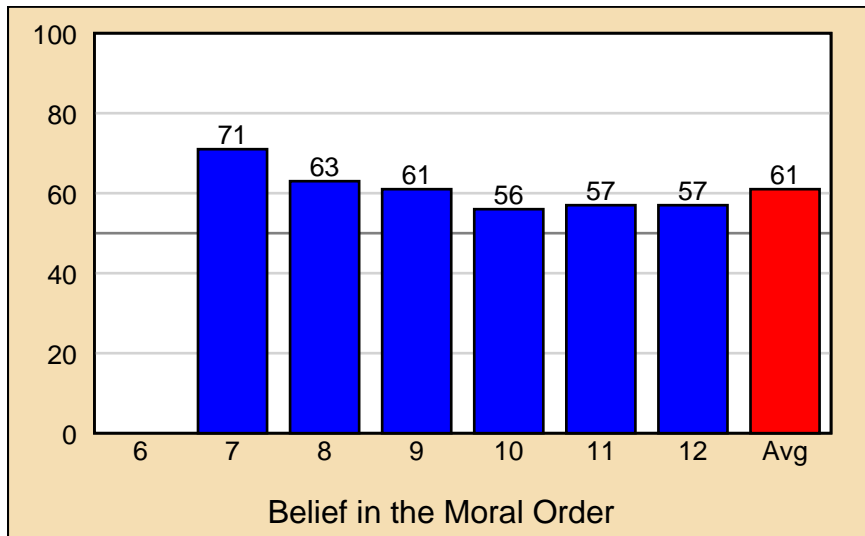
- Across grade levels, scale scores for *Social Skills* range from a low of 56 to a high of 70.
- Overall, an average scale score of 62 was calculated for *Social Skills*, which is 12 points higher than the normative average of 50.



### 2.4.10 Belief in the Moral Order

The protective factor, **Belief in the Moral Order**, is measured by using items such as *I think sometimes it's okay to cheat at school*.

- Across grade levels, scale scores for *Belief in the Moral Order* range from a low of 56 to a high of 71.
- Overall, an average scale score of 61 was calculated for *Belief in the Moral Order*, which is 11 points higher than the normative average of 50.



## 2.5 Risk Factors

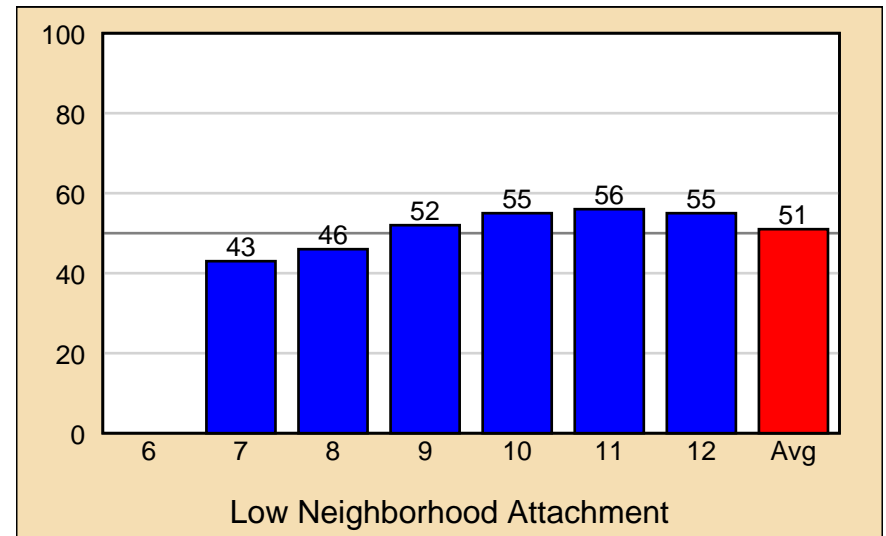
Risk factors are characteristics in the community, family, school and individual environments that are known to increase the likelihood that a student will engage in one or more problem behaviors. For example, a risk factor in the community environment is the existence of laws and norms favorable to drug use, which can affect the likelihood that a young person will try alcohol, tobacco or other drugs. In those communities where there is acceptance or tolerance of drug use, students are more likely to engage in alcohol, tobacco and other drug use.

The **Communities That Care Youth Survey** measures a variety of risk factor scales across four major domains. On the following pages, each of the risk factor scales measured in the Community, Family, School, and Peer/Individual Domains is described and the results are reported.

### 2.5.1 Low Neighborhood Attachment

The risk factor, **Low Neighborhood Attachment**, is measured by using items such as *I like my neighborhood*.

- Across grade levels, scale scores for *Low Neighborhood Attachment* range from a low of 43 to a high of 56.
- Overall, an average scale score of 51 was calculated for *Low Neighborhood Attachment*, which is 1 point higher than the normative average of 50.





### 2.5.2 Community Disorganization

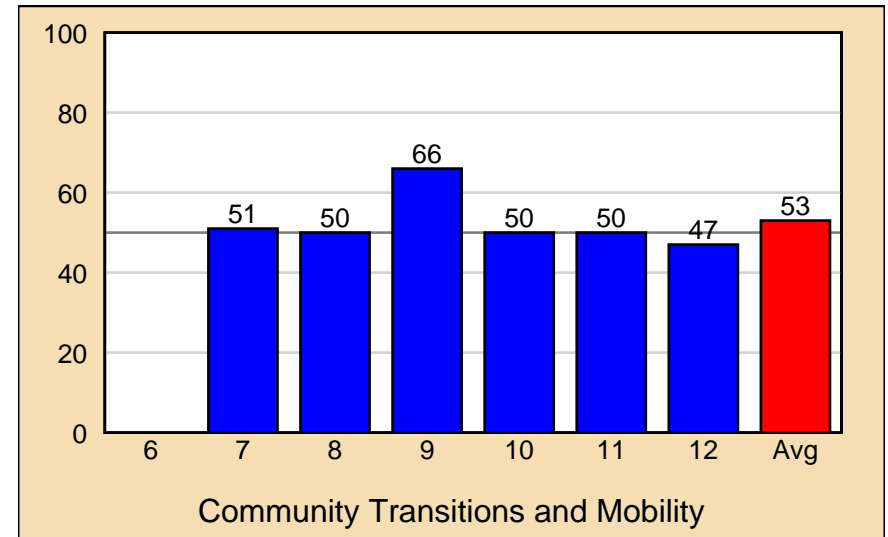
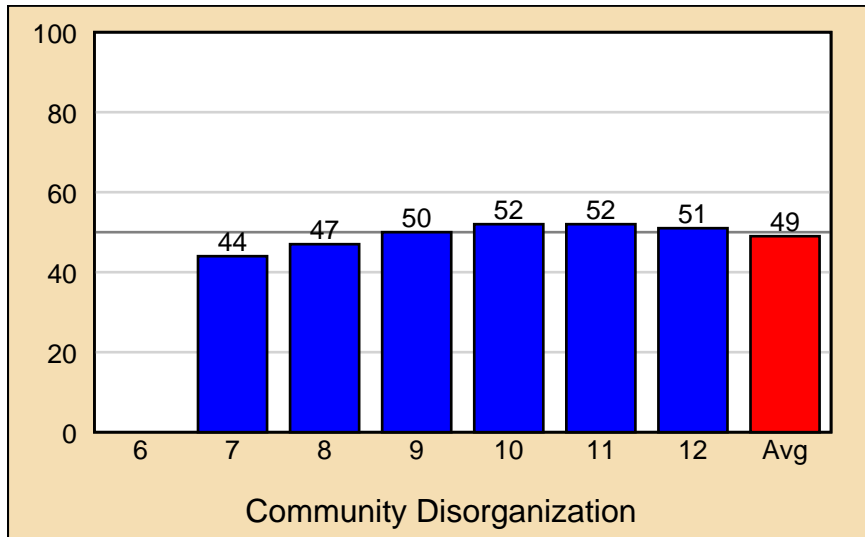
The risk factor, **Community Disorganization**, is measured by using items such as *I feel safe in my neighborhood*.

- Across grade levels, scale scores for *Community Disorganization* range from a low of 44 to a high of 52.
- Overall, an average scale score of 49 was calculated for *Community Disorganization*, which is 1 point lower than the normative average of 50.

### 2.5.3 Community Transitions and Mobility

The risk factor, **Community Transitions and Mobility**, is measured by using items such as *Have you changed homes in the past year?*

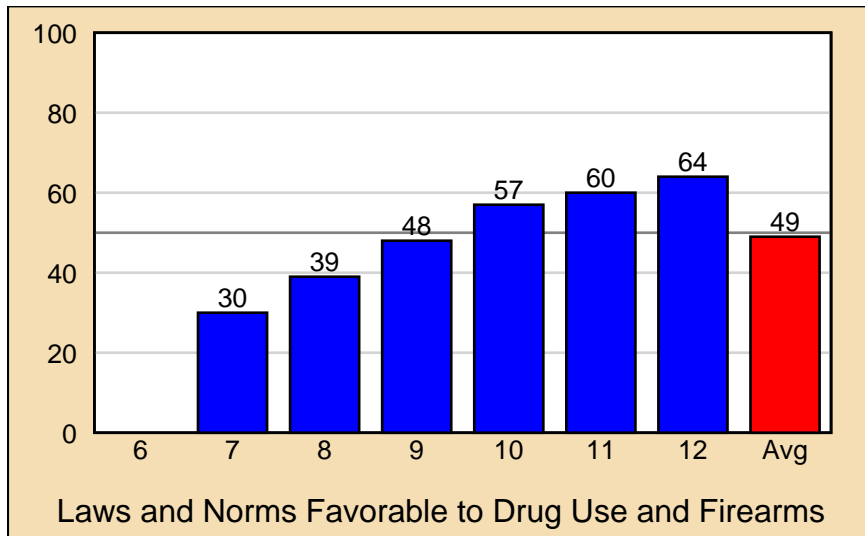
- Across grade levels, scale scores for *Community Transitions and Mobility* range from a low of 47 to a high of 66.
- Overall, an average scale score of 53 was calculated for *Community Transitions and Mobility*, which is 3 points higher than the normative average of 50.



### 2.5.4 Laws and Norms Favorable to Drug Use and Firearms

The risk factor, **Laws and Norms Favorable to Drug Use and Firearms**, is measured by using items such as *If a kid smoked marijuana in your neighborhood, would he or she be caught by the police?*

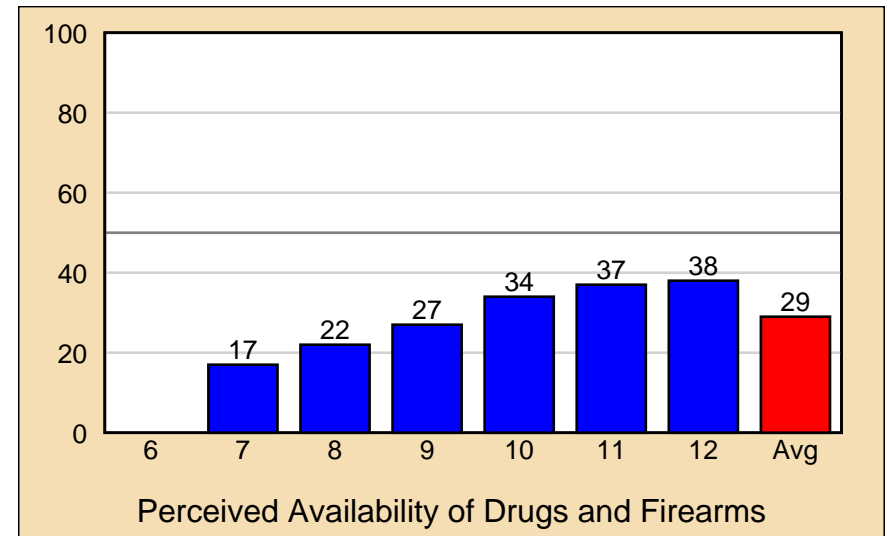
- Across grade levels, scale scores for *Laws and Norms Favorable to Drug Use and Firearms* range from a low of 30 to a high of 64.
- Overall, an average scale score of 49 was calculated for *Laws and Norms Favorable to Drug Use and Firearms*, which is 1 point lower than the normative average of 50.



### 2.5.5 Perceived Availability of Drugs and Firearms

The risk factor, **Perceived Availability of Drugs and Firearms**, is measured by using items such as *If you wanted to get some cigarettes, how easy would it be for you to get some?*

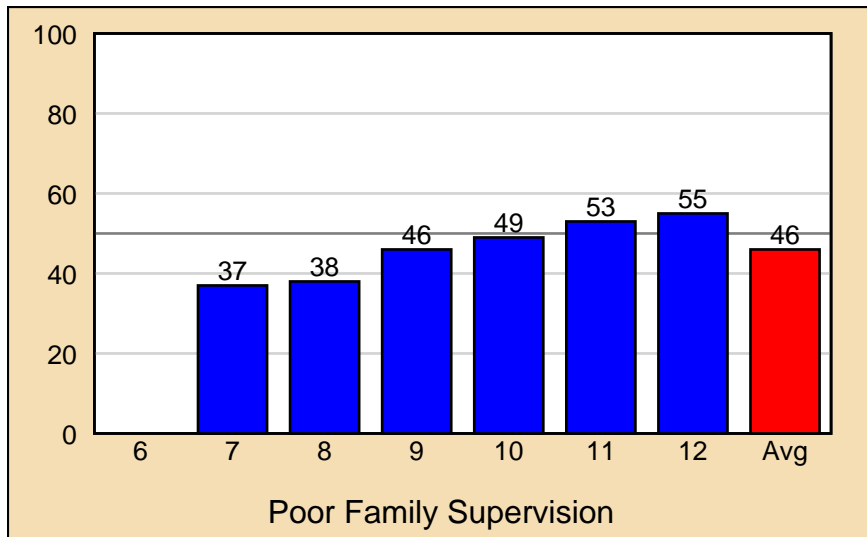
- Across grade levels, scale scores for *Perceived Availability of Drugs and Firearms* range from a low of 17 to a high of 38.
- Overall, an average scale score of 29 was calculated for *Perceived Availability of Drugs and Firearms*, which is 21 points lower than the normative average of 50.



### 2.5.6 Poor Family Supervision

The risk factor, **Poor Family Supervision**, is measured by using items such as *The rules in my family are clear*.

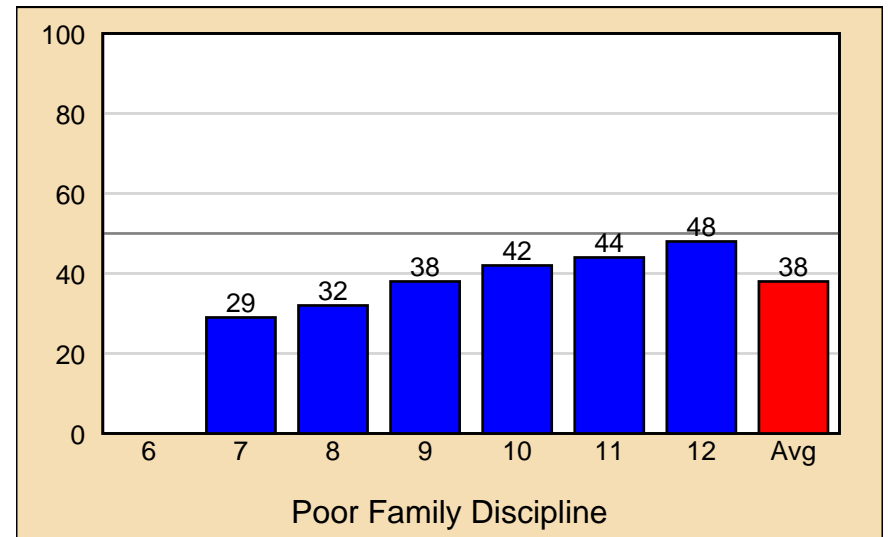
- Across grade levels, scale scores for *Poor Family Supervision* range from a low of 37 to a high of 55.
- Overall, an average scale score of 46 was calculated for *Poor Family Supervision*, which is 4 points lower than the normative average of 50.



### 2.5.7 Poor Family Discipline

The risk factor, **Poor Family Discipline**, is measured by using items such as *If you skipped school would you be caught by your parents?*

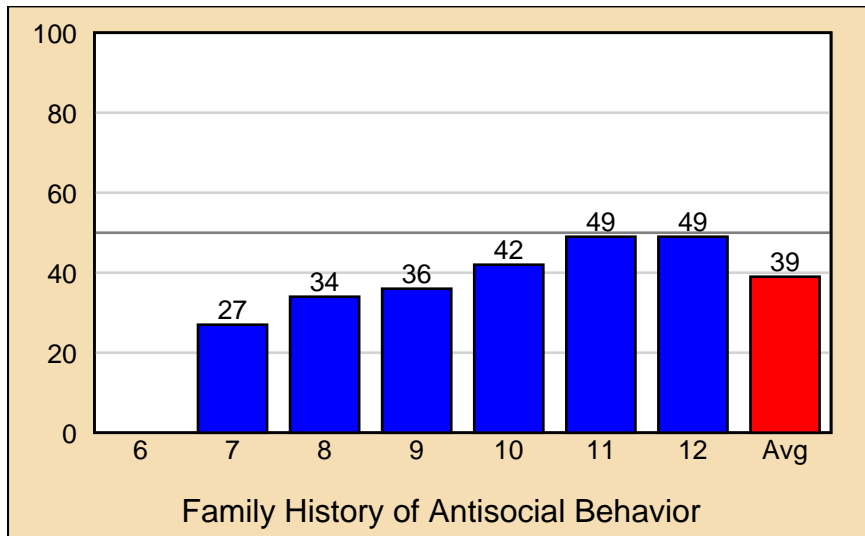
- Across grade levels, scale scores for *Poor Family Discipline* range from a low of 29 to a high of 48.
- Overall, an average scale score of 38 was calculated for *Poor Family Discipline*, which is 12 points lower than the normative average of 50.



### 2.5.8 Family History of Antisocial Behavior

The risk factor, **Family History of Antisocial Behavior**, is measured by using items such as *Has anyone in your family ever had a severe alcohol or drug problem?*

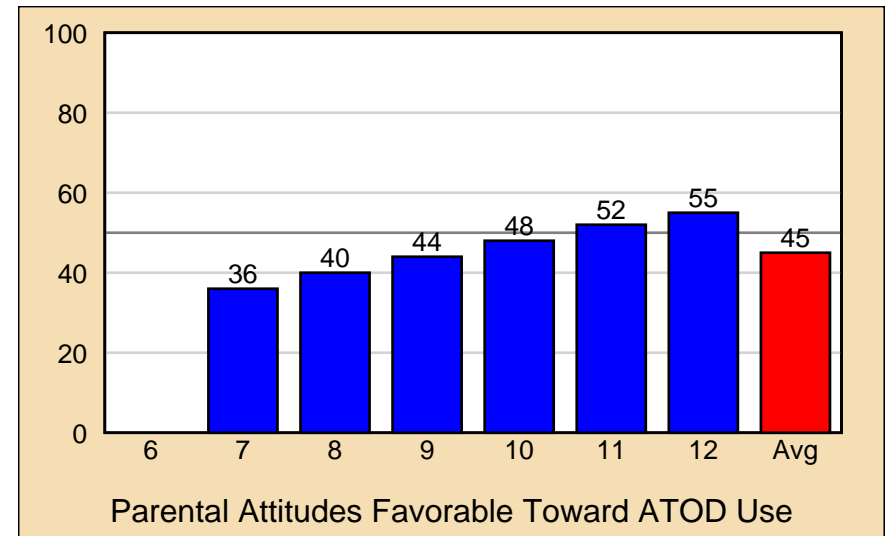
- Across grade levels, scale scores for *Family History of Antisocial Behavior* range from a low of 27 to a high of 49.
- Overall, an average scale score of 39 was calculated for *Family History of Antisocial Behavior*, which is 11 points lower than the normative average of 50.



### 2.5.9 Parental Attitudes Favorable Toward ATOD Use

The risk factor, **Parental Attitudes Favorable Toward ATOD Use**, is measured by using items such as *How wrong do your parents feel it would be for you to smoke cigarettes?*

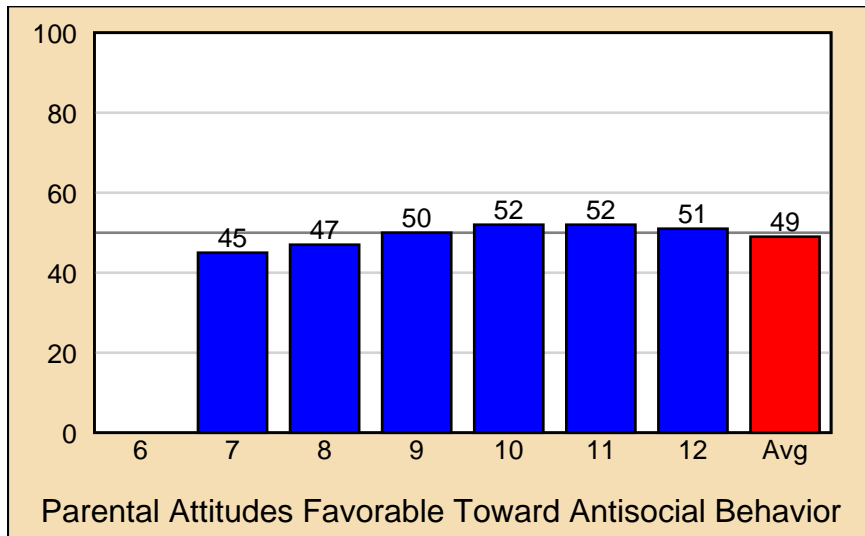
- Across grade levels, scale scores for *Parental Attitudes Favorable Toward ATOD Use* range from a low of 36 to a high of 55.
- Overall, an average scale score of 45 was calculated for *Parental Attitudes Favorable Toward ATOD Use*, which is 5 points lower than the normative average of 50.



### 2.5.10 Parental Attitudes Favorable Toward Antisocial Behavior

The risk factor, **Parental Attitudes Favorable Toward Antisocial Behavior**, is measured by using items such as *How wrong do your parents feel it would be for you to pick a fight with someone?*

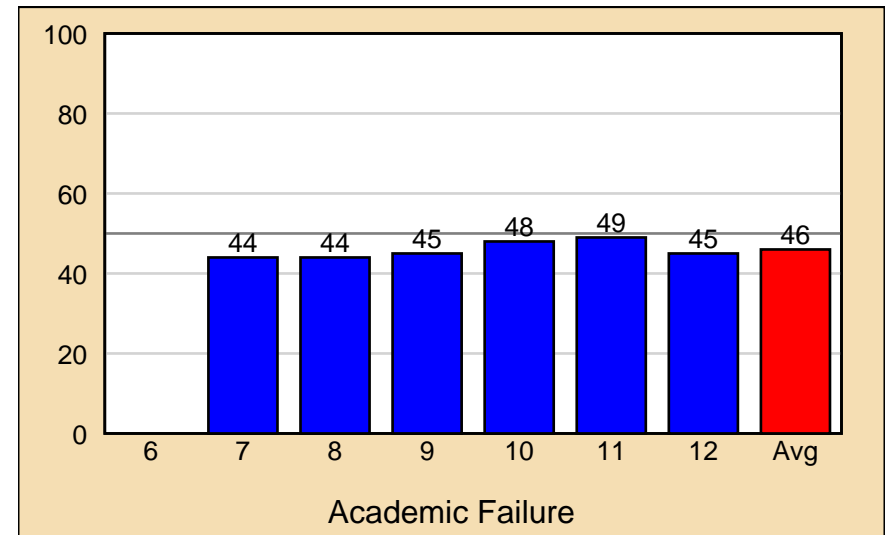
- Across grade levels, scale scores for *Parental Attitudes Favorable Toward Antisocial Behavior* range from a low of 45 to a high of 52.
- Overall, an average scale score of 49 was calculated for *Parental Attitudes Favorable Toward Antisocial Behavior*, which is 1 point lower than the normative average of 50.



### 2.5.11 Academic Failure

The risk factor, **Academic Failure**, is measured by using items such as *Are your school grades better than the grades of most students in your class?*

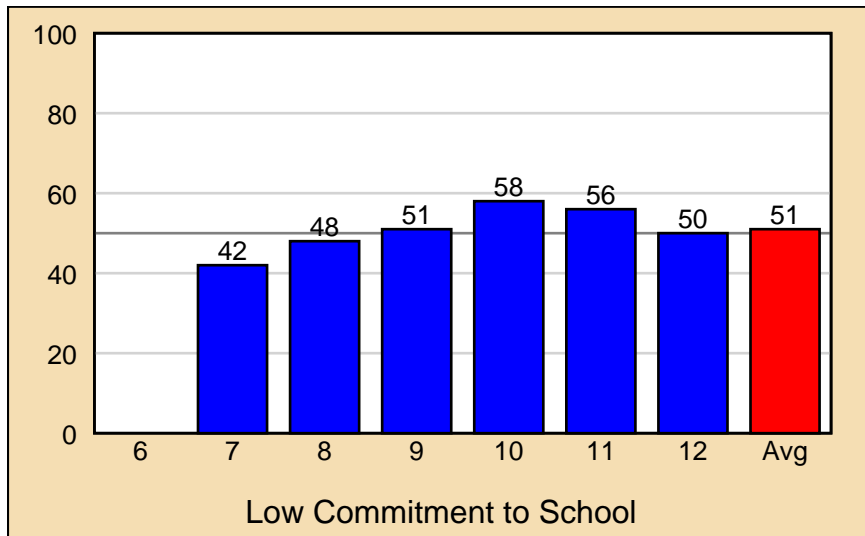
- Across grade levels, scale scores for *Academic Failure* range from a low of 44 to a high of 49.
- Overall, an average scale score of 46 was calculated for *Academic Failure*, which is 4 points lower than the normative average of 50.



### 2.5.12 Low Commitment to School

The risk factor, **Low Commitment to School**, is measured by using items such as *How interesting are most of your courses to you?*

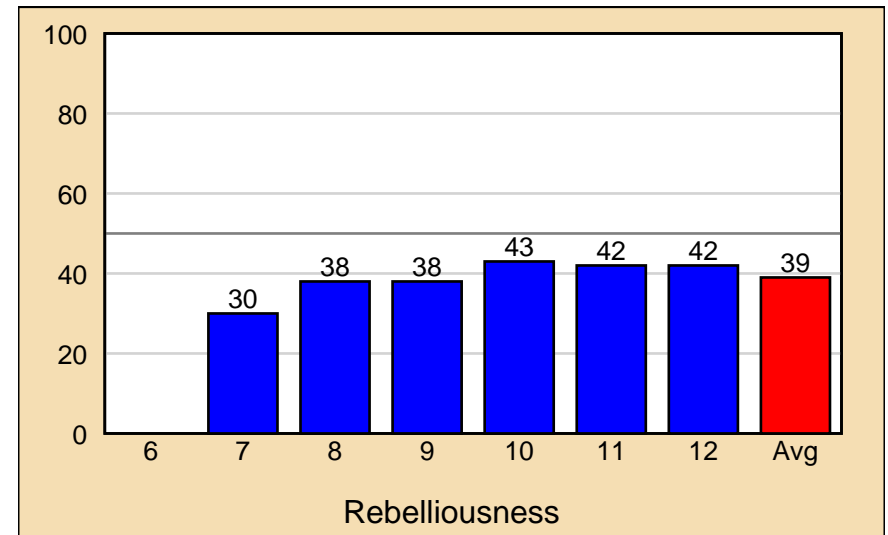
- Across grade levels, scale scores for *Low Commitment to School* range from a low of 42 to a high of 58.
- Overall, an average scale score of 51 was calculated for *Low Commitment to School*, which is 1 point higher than the normative average of 50.



### 2.5.13 Rebelliousness

The risk factor, **Rebelliousness**, is measured by using items such as *I like to see how much I can get away with.*

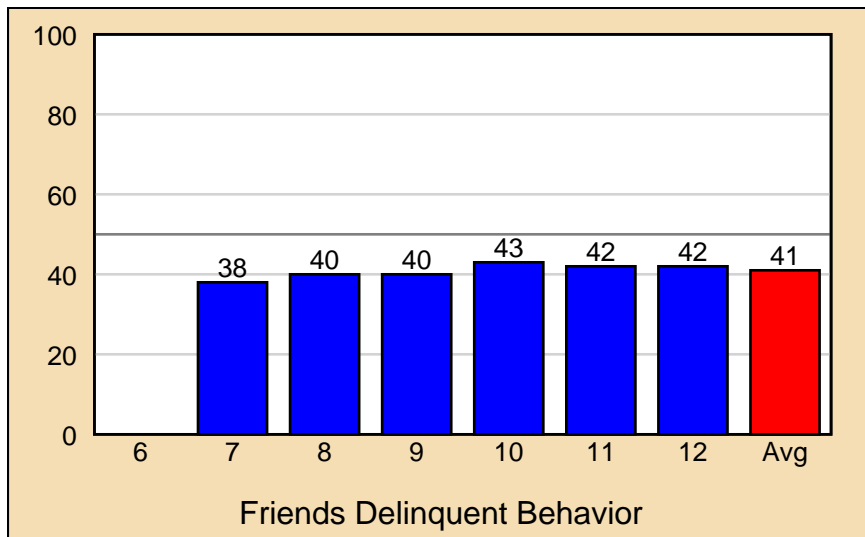
- Across grade levels, scale scores for *Rebelliousness* range from a low of 30 to a high of 43.
- Overall, an average scale score of 39 was calculated for *Rebelliousness*, which is 11 points lower than the normative average of 50.



### 2.5.14 Friends Delinquent Behavior

The risk factor, **Friends Delinquent Behavior**, is measured by using items such as *In the past year (12 months), how many of your best friends have dropped out of school?*

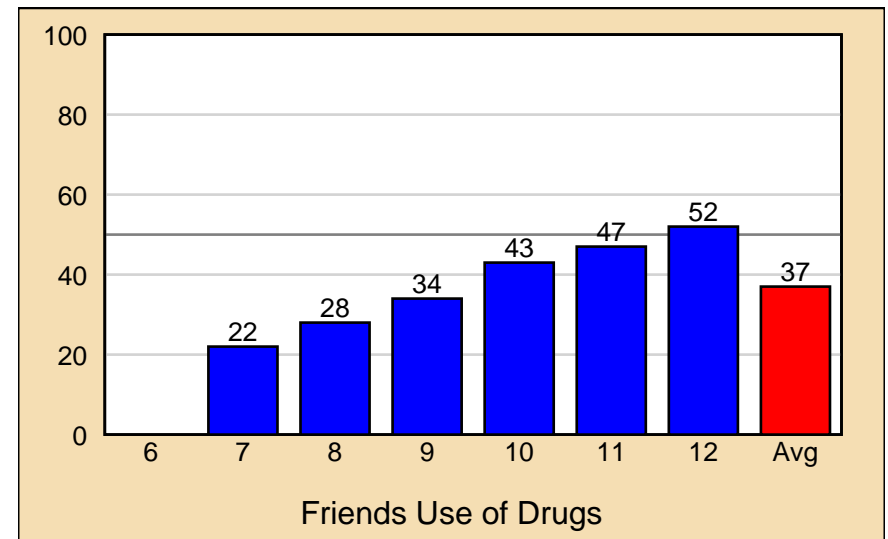
- Across grade levels, scale scores for *Friends Delinquent Behavior* range from a low of 38 to a high of 43.
- Overall, an average scale score of 41 was calculated for *Friends Delinquent Behavior*, which is 9 points lower than the normative average of 50.



### 2.5.15 Friends Use of Drugs

The risk factor, **Friends Use of Drugs**, is measured by using items such as *In the past year (12 months), how many of your best friends have smoked cigarettes?*

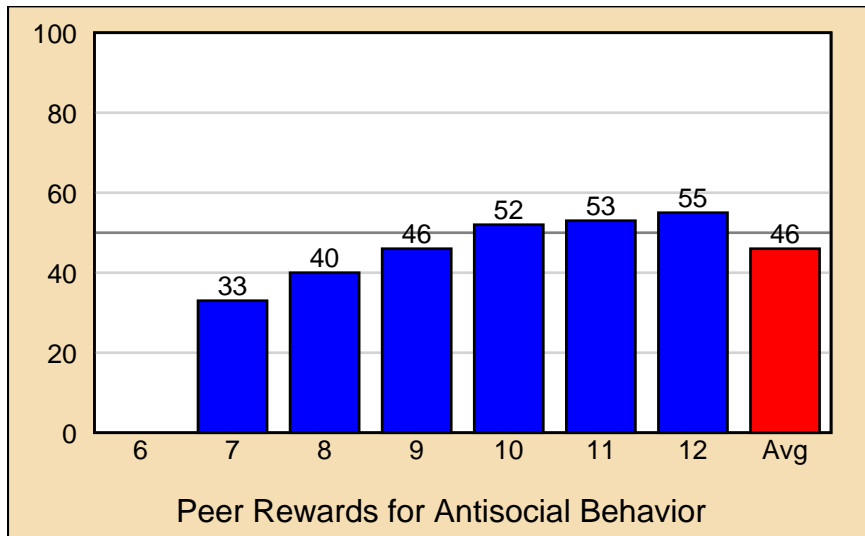
- Across grade levels, scale scores for *Friends Use of Drugs* range from a low of 22 to a high of 52.
- Overall, an average scale score of 37 was calculated for *Friends Use of Drugs*, which is 13 points lower than the normative average of 50.



### 2.5.16 Peer Rewards for Antisocial Behavior

The risk factor, **Peer Rewards for Antisocial Behavior**, is measured by using items such as *What are the chances you would be seen as cool if you smoked marijuana?*

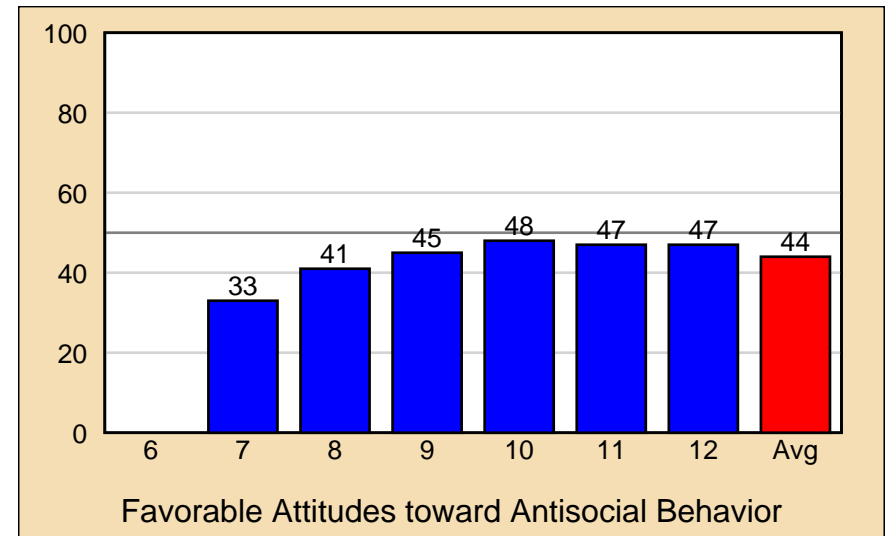
- Across grade levels, scale scores for *Peer Rewards for Antisocial Behavior* range from a low of 33 to a high of 55.
- Overall, an average scale score of 46 was calculated for *Peer Rewards for Antisocial Behavior*, which is 4 points lower than the normative average of 50.



### 2.5.17 Favorable Attitudes toward Antisocial Behavior

The risk factor, **Favorable Attitudes toward Antisocial Behavior**, is measured by using items such as *How wrong do you think it is for someone your age to take a handgun to school?*

- Across grade levels, scale scores for *Favorable Attitudes toward Antisocial Behavior* range from a low of 33 to a high of 48.
- Overall, an average scale score of 44 was calculated for *Favorable Attitudes toward Antisocial Behavior*, which is 6 points lower than the normative average of 50.

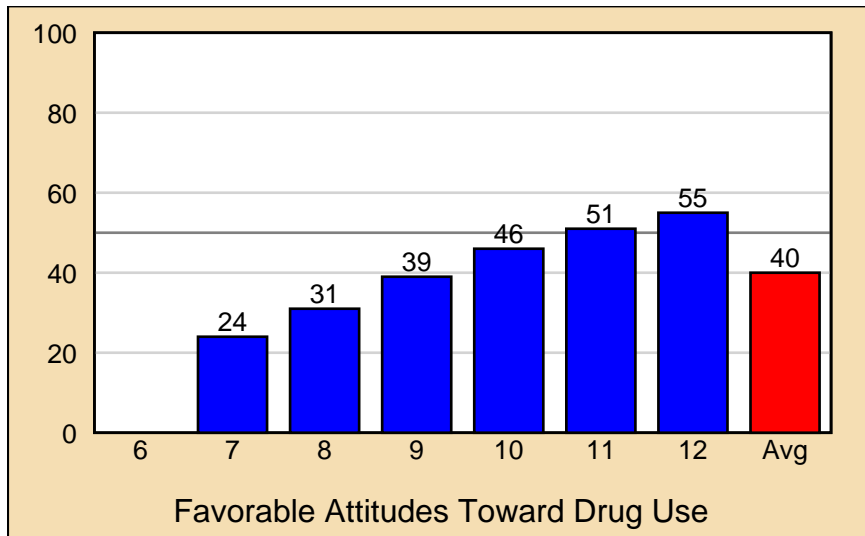




### 2.5.18 Favorable Attitudes Toward Drug Use

The risk factor, **Favorable Attitudes Toward Drug Use**, is measured by using items such as *How wrong do you think it is for someone your age to smoke marijuana?*

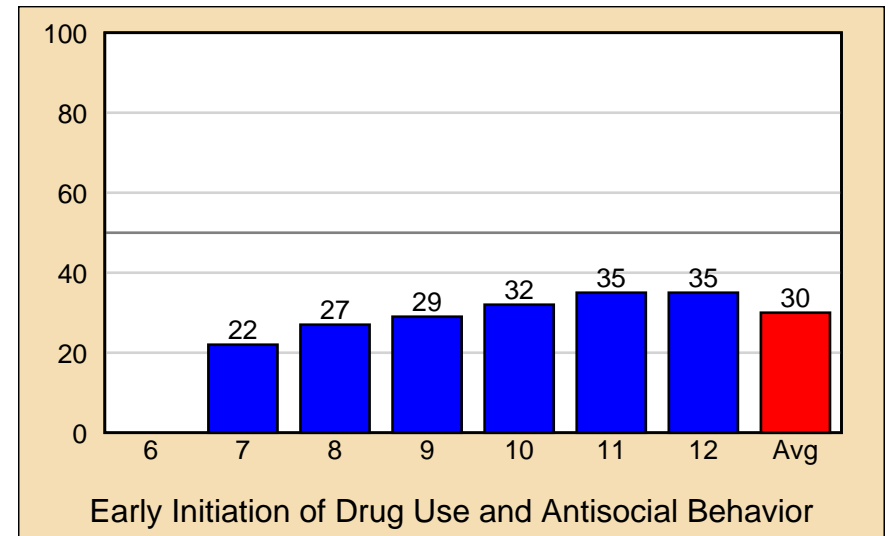
- Across grade levels, scale scores for *Favorable Attitudes Toward Drug Use* range from a low of 24 to a high of 55.
- Overall, an average scale score of 40 was calculated for *Favorable Attitudes Toward Drug Use*, which is 10 points lower than the normative average of 50.



### 2.5.19 Early Initiation of Drug Use and Antisocial Behavior

The risk factor, **Early Initiation of Drug Use and Antisocial Behavior**, is measured by using items such as *How old were you when you first smoked a cigarette, even just a puff?*

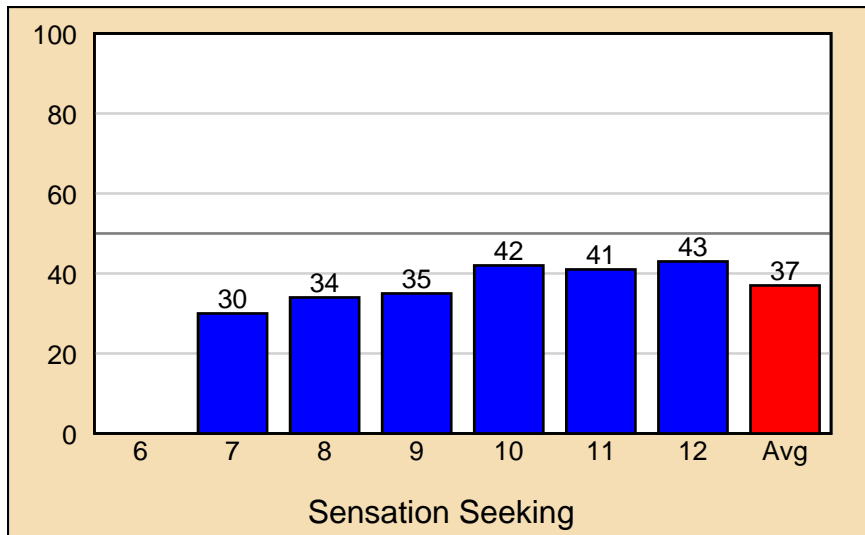
- Across grade levels, scale scores for *Early Initiation of Drug Use and Antisocial Behavior* range from a low of 22 to a high of 35.
- Overall, an average scale score of 30 was calculated for *Early Initiation of Drug Use and Antisocial Behavior*, which is 20 points lower than the normative average of 50.



### 2.5.20 Sensation Seeking

The risk factor, **Sensation Seeking**, is measured by using items such as *How many times have you done what feels good no matter what?*

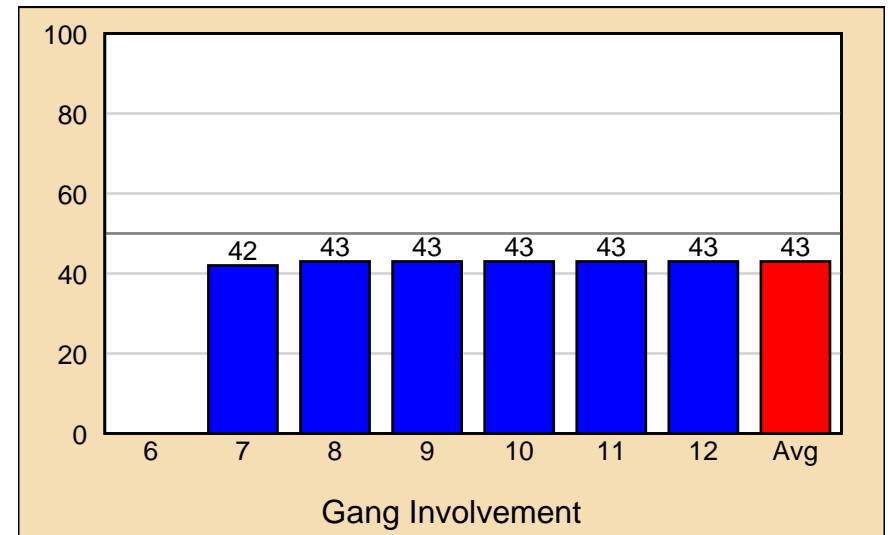
- Across grade levels, scale scores for *Sensation Seeking* range from a low of 30 to a high of 43.
- Overall, an average scale score of 37 was calculated for *Sensation Seeking*, which is 13 points lower than the normative average of 50.



### 2.5.21 Gang Involvement

The risk factor, **Gang Involvement**, is measured by using items such as *Have you ever belonged to a gang?*

- Across grade levels, scale scores for *Gang Involvement* range from a low of 42 to a high of 43.
- Overall, an average scale score of 43 was calculated for *Gang Involvement*, which is 7 points lower than the normative average of 50.

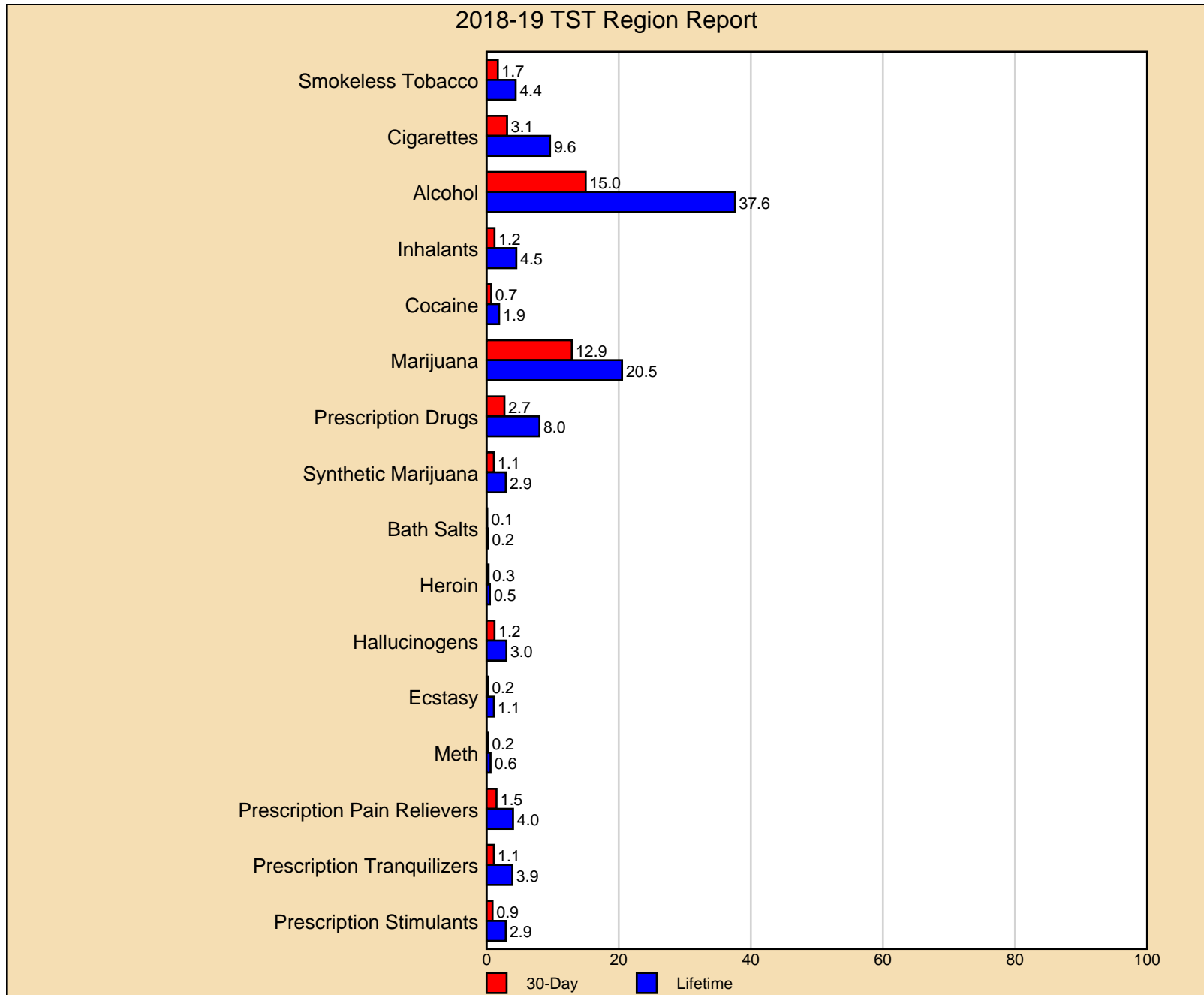


## Chapter 3

# Alcohol, Tobacco and Other Drug Use

### 3.1 Measurement

Drug use is measured by a set of 5 survey questions related to past-30-day prevalence and 18 survey questions related to prevalence of use within the past year on the ***Communities That Care Youth Survey***. The past-30-day prevalence questions are similar to those used in the **Monitoring the Future** study, a nationwide study of drug use by middle and high school students and the questions on use within the past year match those of the **Pride Survey for Grades 6 through 12**. Consequently, national data from these surveys as well as data from other similar surveys can be easily and accurately compared to data from the ***Communities That Care Youth Survey***. Prevalence-of-use tables and graphs are used to illustrate the percentages of students who reported using alcohol, tobacco and other drugs (ATODs). These results are presented for both lifetime (any use at all at any time) and past-30-day prevalence of use periods. Lifetime prevalence of use (whether the student has ever used the drug) is a good measure of student experimentation. Past-30-day prevalence of use (whether the student has used the drug within the last month) is a good measure of current use.



ATOD prevalence rates for all students are presented in the following graph and the next two tables. As these results show, the top three drugs in terms of lifetime use were alcohol (37.6%), marijuana (20.5%) and cigarettes (9.6%). The least amount of drug use was recorded for bath salts (0.2%). The highest rate of past-30-day prevalence was recorded for alcohol (15.0%).

### 3.2 Grade-Level Results

ATOD prevalence rates for individual grade levels are presented in the following graph and two tables. Typically, prevalence rates for the use of most substances increase as students enter higher grades. In many communities, however, inhalant use provides an exception to this pattern, often peaking during the late middle school or early high school years. This may be because inhalants are relatively easy for younger students to obtain. Past-30-day alcohol use ranges from a low of 2.3 to a high of 33.9. Lifetime alcohol use ranges from a low of 14.5 to a high of 60.8. Past-30-day cigarette use ranges from a low of 0.8 to a high of 7.7. Lifetime cigarette use ranges from a low of 3.7 to a high of 18.7. Past-30-day marijuana use ranges from a low of 1.4 to a high of 27.7. Lifetime marijuana use ranges from a low of 2.8 to a high of 39.7. Past-30-day meth use ranges from a low of 0.1 to a high of 0.5. Lifetime meth use ranges from a low of 0.2 to a high of 1.6.

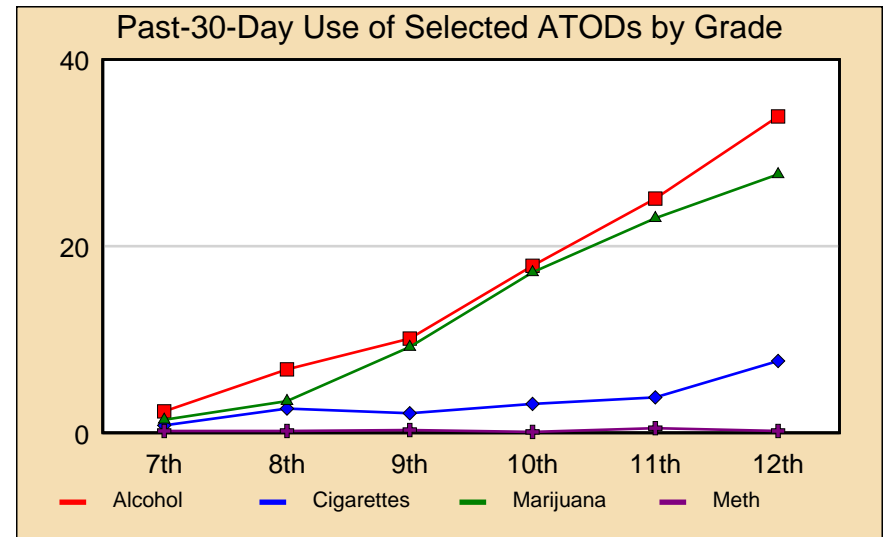


Table 3.1: Lifetime Use of Alcohol, Tobacco and Other Drugs

|                             | 6th | 7th  | 8th  | 9th  | 10th | 11th | 12th | Total |
|-----------------------------|-----|------|------|------|------|------|------|-------|
| Smokeless Tobacco           | –   | 1.8  | 4.6  | 2.8  | 3.9  | 5.8  | 8.3  | 4.4   |
| Cigarettes                  | –   | 3.7  | 6.9  | 7.9  | 10.7 | 12.5 | 18.7 | 9.6   |
| Alcohol                     | –   | 14.5 | 24.5 | 31.2 | 44.9 | 57.5 | 60.8 | 37.6  |
| Inhalants                   | –   | 5.1  | 5.2  | 3.8  | 4.9  | 3.4  | 4.2  | 4.5   |
| Cocaine                     | –   | 0.3  | 0.8  | 1.2  | 2.1  | 3.0  | 4.9  | 1.9   |
| Marijuana                   | –   | 2.8  | 8.0  | 15.6 | 26.6 | 36.8 | 39.7 | 20.5  |
| Prescription Drugs          | –   | 3.1  | 7.7  | 6.8  | 10.0 | 9.4  | 12.0 | 8.0   |
| Synthetic Marijuana         | –   | 1.1  | 1.2  | 3.0  | 4.3  | 4.2  | 4.0  | 2.9   |
| Bath Salts                  | –   | 0.2  | 0.2  | 0.2  | 0.1  | 0.2  | 0.8  | 0.2   |
| Heroin                      | –   | 0.2  | –    | 0.8  | 0.4  | 0.5  | 1.5  | 0.5   |
| Hallucinogens               | –   | 0.2  | 1.4  | 1.3  | 4.5  | 4.5  | 7.2  | 3.0   |
| Ecstasy                     | –   | –    | 0.8  | 0.6  | 1.6  | 1.4  | 3.0  | 1.1   |
| Meth                        | –   | 0.2  | 0.2  | 0.7  | 0.4  | 1.6  | 0.6  | 0.6   |
| Prescription Pain Relievers | –   | 2.2  | 4.0  | 2.7  | 4.3  | 5.4  | 6.3  | 4.0   |
| Prescription Tranquilizers  | –   | 0.6  | 1.7  | 2.4  | 6.1  | 5.4  | 8.5  | 3.9   |
| Prescription Stimulants     | –   | 0.3  | 1.2  | 2.1  | 3.8  | 4.2  | 6.8  | 2.9   |

Table 3.2: Past-30-Day Use of Alcohol, Tobacco and Other Drugs

|                             | 6th | 7th | 8th | 9th  | 10th | 11th | 12th | Total |
|-----------------------------|-----|-----|-----|------|------|------|------|-------|
| Smokeless Tobacco           | –   | 0.5 | 1.2 | 1.0  | 2.3  | 2.8  | 2.9  | 1.7   |
| Cigarettes                  | –   | 0.8 | 2.6 | 2.1  | 3.1  | 3.8  | 7.7  | 3.1   |
| Alcohol                     | –   | 2.3 | 6.8 | 10.1 | 17.9 | 25.1 | 33.9 | 15.0  |
| Inhalants                   | –   | 1.1 | 1.4 | 1.5  | 1.4  | 0.9  | 0.8  | 1.2   |
| Cocaine                     | –   | –   | 0.2 | 0.3  | 1.0  | 0.9  | 2.1  | 0.7   |
| Marijuana                   | –   | 1.4 | 3.4 | 9.2  | 17.2 | 23.0 | 27.7 | 12.9  |
| Prescription Drugs          | –   | 1.1 | 2.0 | 2.6  | 3.5  | 3.5  | 4.0  | 2.7   |
| Synthetic Marijuana         | –   | 0.6 | 0.6 | 1.4  | 1.3  | 1.6  | 1.3  | 1.1   |
| Bath Salts                  | –   | 0.2 | –   | –    | 0.1  | –    | 0.6  | 0.1   |
| Heroin                      | –   | 0.2 | –   | 0.2  | 0.4  | 0.5  | 0.6  | 0.3   |
| Hallucinogens               | –   | 0.2 | 0.3 | 0.6  | 2.1  | 2.1  | 2.1  | 1.2   |
| Ecstasy                     | –   | –   | 0.3 | 0.3  | 0.3  | 0.2  | 0.4  | 0.2   |
| Meth                        | –   | 0.2 | 0.2 | 0.3  | 0.1  | 0.5  | 0.2  | 0.2   |
| Prescription Pain Relievers | –   | 0.9 | 1.7 | 1.2  | 1.3  | 2.9  | 1.3  | 1.5   |
| Prescription Tranquilizers  | –   | 0.2 | 0.6 | 0.6  | 2.0  | 2.1  | 1.3  | 1.1   |
| Prescription Stimulants     | –   | 0.3 | 0.3 | 0.4  | 0.9  | 1.6  | 2.5  | 0.9   |

### 3.2.1 Alcohol

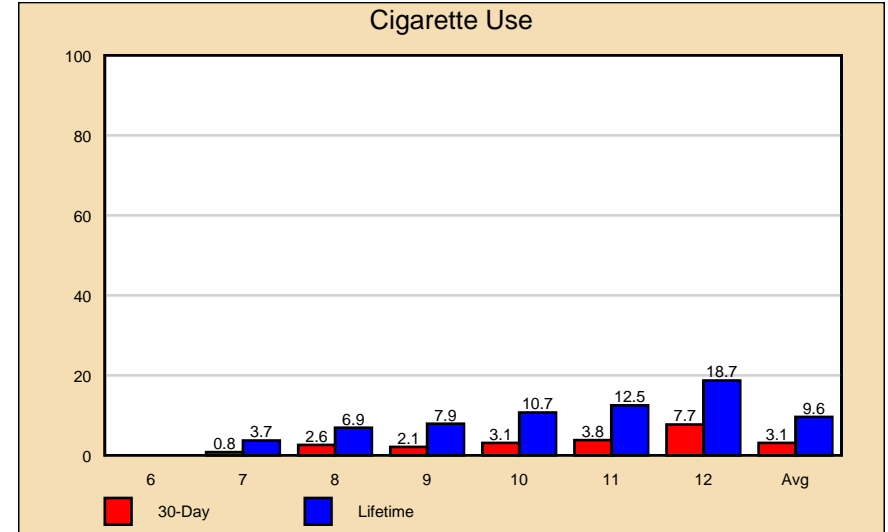
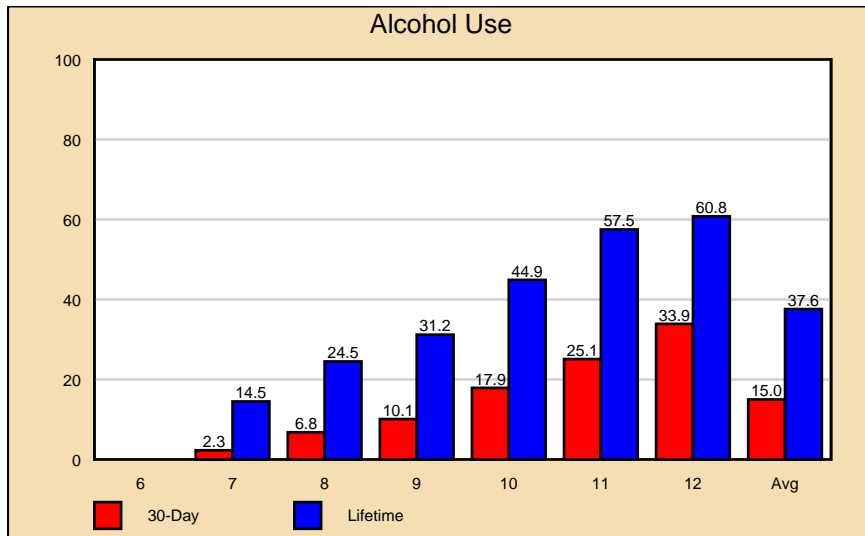
Alcohol, including beer, wine and hard liquor, is the drug used most often by adolescents today. Findings from the Monitoring the Future study highlight the pervasiveness of alcohol in middle and high schools today. In comparison, cigarette use (the second most pervasive category of ATOD use) is only about half as prevalent as alcohol use.

- Lifetime prevalence of alcohol use ranges from a low of 14.5 to a high of 60.8. Overall, 37.6 of students have used alcohol at least once in the past year.
- Past-30-day prevalence of alcohol use ranges from a low of 2.3 to a high of 33.9. Overall, 15.0 of students have used alcohol at least once in the past 30 days.

### 3.2.2 Cigarettes

After alcohol, tobacco (including cigarettes and smokeless tobacco) is the most commonly used drug among adolescents. Nationally, tobacco use (including both cigarettes and smokeless tobacco) has been dropping steadily since the late 1990s (Johnston et al., 2012).

- Lifetime prevalence of cigarette use ranges from a low of 3.7 to a high of 18.7. Overall, 9.6 of students have used cigarettes at least once in the past year.
- Past-30-day prevalence of cigarettes use ranges from a low of 0.8 to a high of 7.7. Overall, 3.1 of students have used cigarettes at least once in the past 30 days.

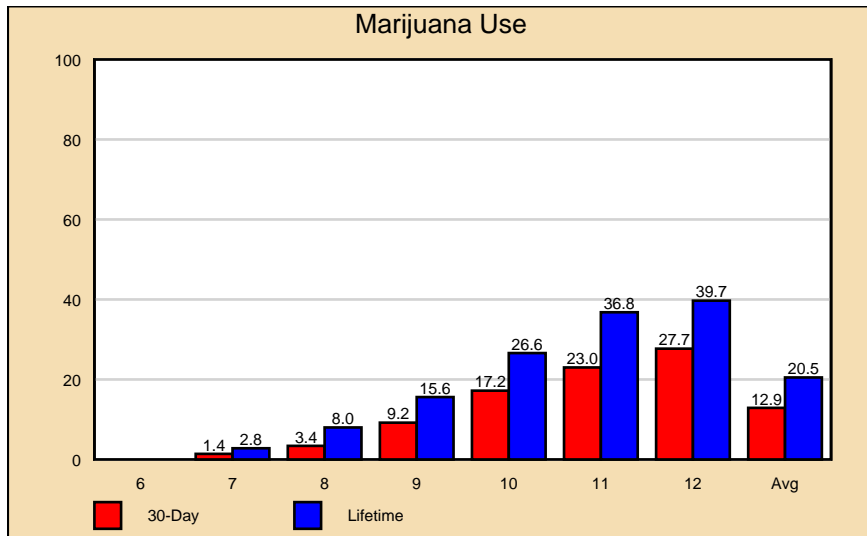




### 3.2.3 Marijuana

Since 1990, there have been major changes in the rates of marijuana use reported by middle and high school students across the United States. After a dramatic increase in the early 1990s, the lifetime and past-30-day prevalence-of-use rates have shown moderate reductions followed by moderate increases (Johnston et al., 2012).

- Lifetime prevalence of marijuana use ranges from a low of 2.8 to a high of 39.7. Overall, 20.5 of students have used marijuana at least once in the past year.
- Past-30-day prevalence of marijuana use ranges from a low of 1.4 to a high of 27.7. Overall, 12.9 of students have used marijuana at least once in the past 30 days.



## Chapter 4

# Other Antisocial Behaviors

### 4.1 Introduction

The *Communities That Care Youth Survey* also measures a series of eight other problems, or antisocial behaviors; that is, behaviors that run counter to established norms of good behavior.

- Attacking Someone with Intent to Hurt
- Attempting to Steal a Vehicle
- Being Arrested
- Being Drunk or High at School
- Carrying a Handgun
- Getting Suspended
- Selling Drugs
- Taking a Handgun to School

#### 4.1.1 Measurement

As with alcohol, tobacco and other drug use, prevalence tables and graphs are employed to illustrate the percentages of students who reported other antisocial behaviors. In contrast to the lifetime and past-30-day prevalence rates reported for alcohol, tobacco and other drug use, other antisocial behavior prevalence rates are for the incidence of behavior over the past 12 months.

### 4.2 Overall Results

Other antisocial behavior prevalence rates for the combined sample are presented in the following graph, and in the overall results column of the next table. Across all grades, 8.4% reported *Being Drunk or High at School* in the past year, making it the most prevalent of the eight behaviors. *Attacking Someone with Intent to Hurt* is the second most prevalent antisocial behavior at 6.3%. The least prevalent behavior was *Taking a Handgun to School* at 0.3%.

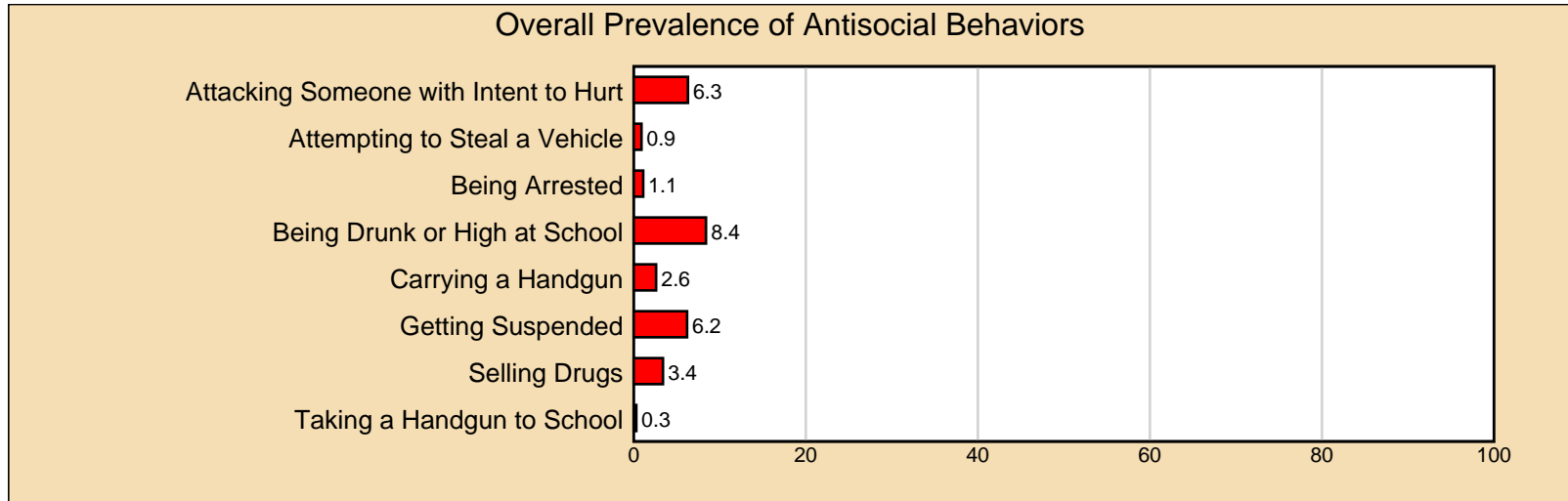
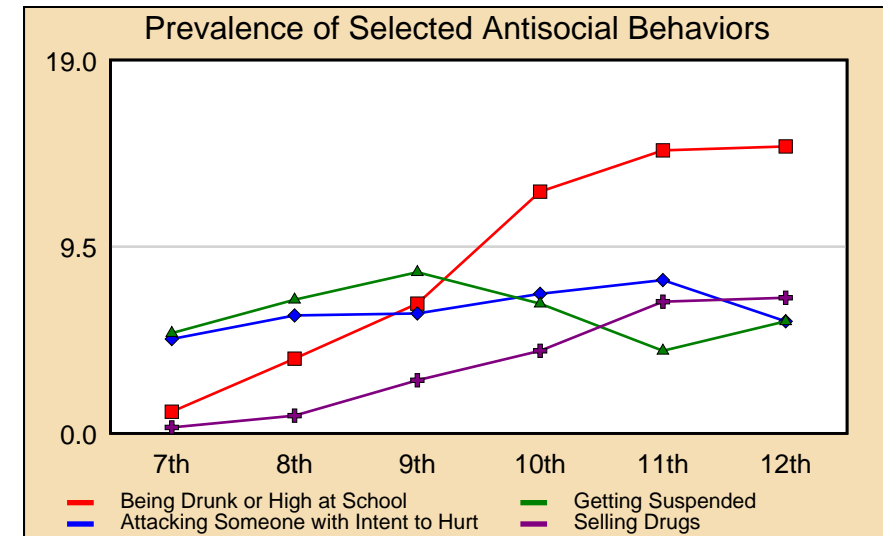


Table 4.1: Percentage of Surveyed Youth Who Reported Engaging in Antisocial Behaviors

|                                       | 6th | 7th | 8th | 9th | 10th | 11th | 12th | Total |
|---------------------------------------|-----|-----|-----|-----|------|------|------|-------|
| Attacking Someone with Intent to Hurt | –   | 4.8 | 6.0 | 6.1 | 7.1  | 7.8  | 5.7  | 6.3   |
| Attempting to Steal a Vehicle         | –   | 0.5 | 0.5 | 1.1 | 1.0  | 1.2  | 1.3  | 0.9   |
| Being Arrested                        | –   | 0.2 | 0.6 | 1.2 | 1.4  | 1.4  | 2.1  | 1.1   |
| Being Drunk or High at School         | –   | 1.1 | 3.8 | 6.6 | 12.3 | 14.4 | 14.6 | 8.4   |
| Carrying a Handgun                    | –   | 2.2 | 2.9 | 2.7 | 2.3  | 2.6  | 3.4  | 2.6   |
| Getting Suspended                     | –   | 5.1 | 6.8 | 8.2 | 6.6  | 4.2  | 5.7  | 6.2   |
| Selling Drugs                         | –   | 0.3 | 0.9 | 2.7 | 4.2  | 6.7  | 6.9  | 3.4   |
| Taking a Handgun to School            | –   | 0.2 | –   | 0.6 | 0.1  | 0.7  | 0.2  | 0.3   |

### 4.3 Grade-Level Results

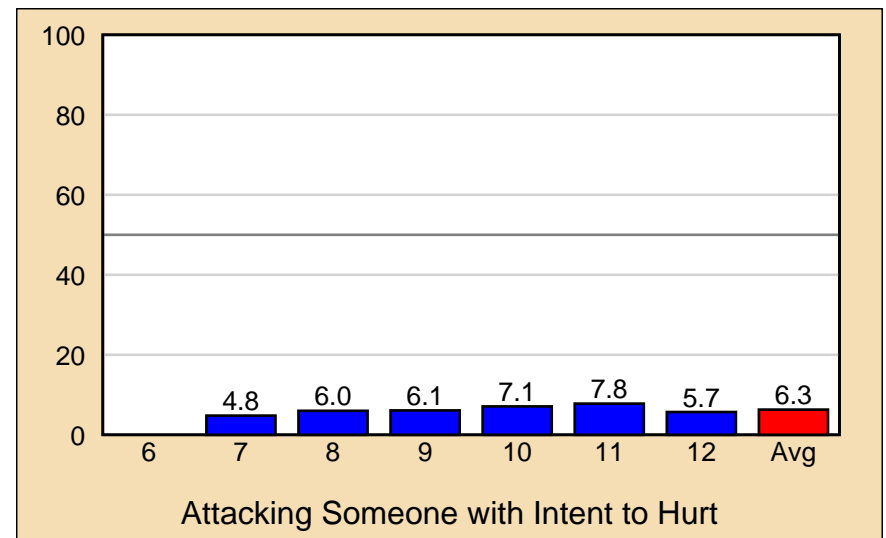
Other antisocial behavior prevalence rates within individual grades are presented in the following graph. In many communities, these behaviors reveal a complex pattern of changes across grades. Typically, reports of *Being Drunk or High at School* and *Selling Drugs* follow the ATOD model, with prevalence rates increasing through the upper grade levels. In contrast, reports of *Attacking Someone with Intent to Harm*, *Getting Suspended* and *Being Arrested* often peak in the late middle school or early high school years. Prevalence rates for *Attempting to Steal a Vehicle*, *Carrying a Handgun* and *Taking a Handgun to School* are generally too low to allow meaningful comparisons across grade levels. Prevention planners should review the other antisocial behavior profiles within individual grades, with special attention toward behaviors that show a marked deviation from these patterns.



#### 4.3.1 Attacking Someone with Intent to Hurt

Attacking someone with intent to harm is measured by the question *How many times in the past year (12 months) have you attacked someone with the idea of seriously hurting them?* The question does not ask specifically about the use of a weapon; therefore, occurrences of physical fighting without weapons will be captured with this question.

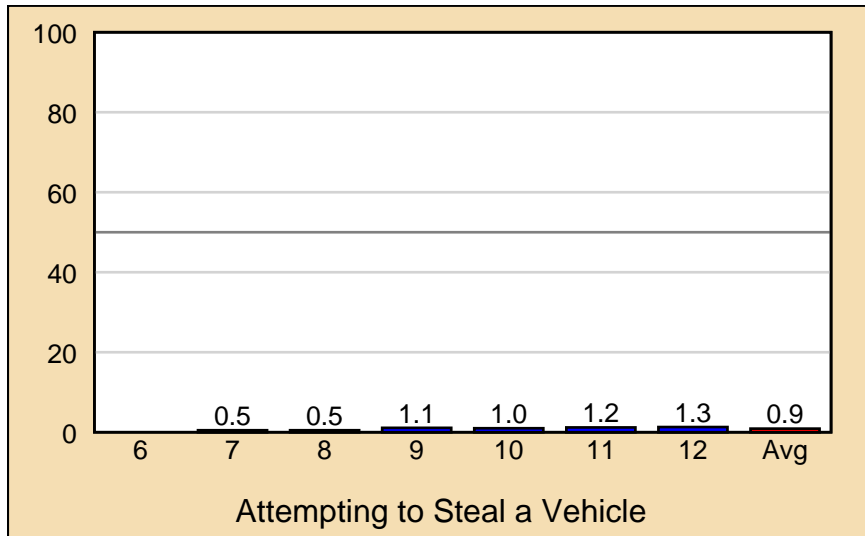
- Prevalence rates for *Attacking Someone with Intent to Hurt* range from a low of 4.8% to a high of 7.8%. Overall, 6.3% of students reported having attacked someone with intent to harm in the past year.



### 4.3.2 Attempting to Steal a Vehicle

Vehicle theft is measured by the question *How many times in the past year (12 months) have you stolen or tried to steal a motor vehicle such as a car or motorcycle?*

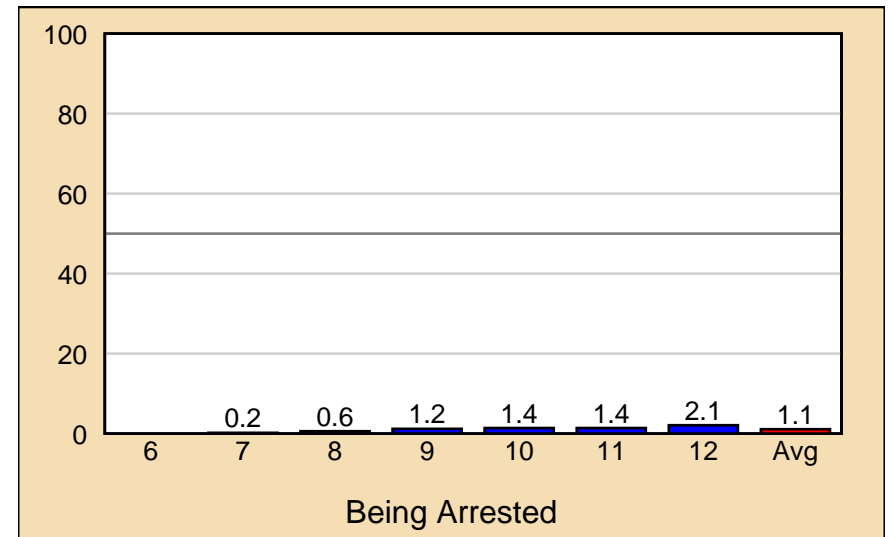
- Prevalence rates for *Attempting to Steal a Vehicle* range from a low of 0.5% to a high of 1.3%. Overall, 0.9% of students reported having attempted to steal a vehicle in the past year.



### 4.3.3 Being Arrested

Any student experience with being arrested is measured by the question *How many times in the past year (12 months) have you been arrested?* Note that the question does not define arrested. Rather, it is left to the individual respondent to define. Some youths may define any contact with police as an arrest, while others may consider that only an official arrest justifies a positive answer to this question.

- Prevalence rates for *Being Arrested* range from a low of 0.2% to a high of 2.1%. Overall, 1.1% of students reported having been arrested in the past year.



#### 4.3.4 Being Drunk or High at School

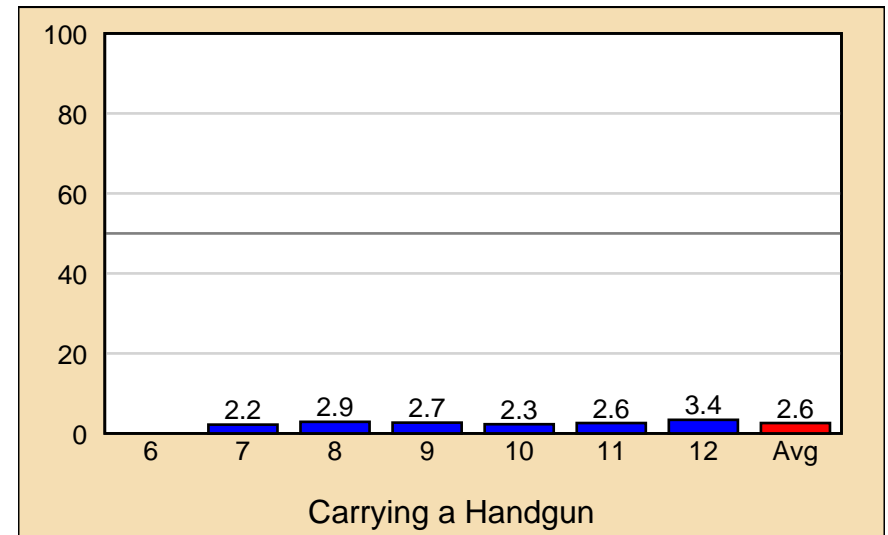
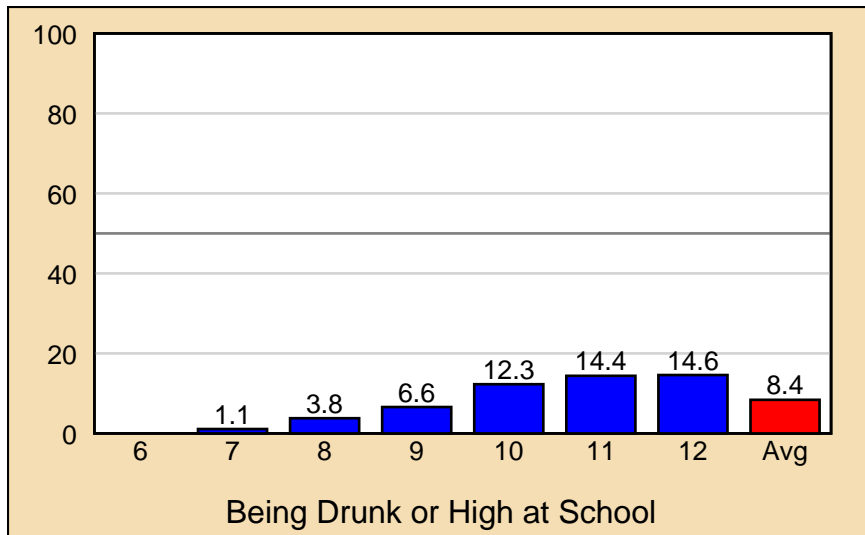
Having been drunk or high at school is measured by the question *How many times in the past year (12 months) have you been drunk or high at school?*

- Prevalence rates for *Being Drunk or High at School* range from a low of 1.1% to a high of 14.6%. Overall, 8.4% of students reported having been drunk or high at school in the past year.

#### 4.3.5 Carrying a Handgun

Carrying a handgun is measured by the question *How many times in the past year (12 months) have you carried a handgun?*

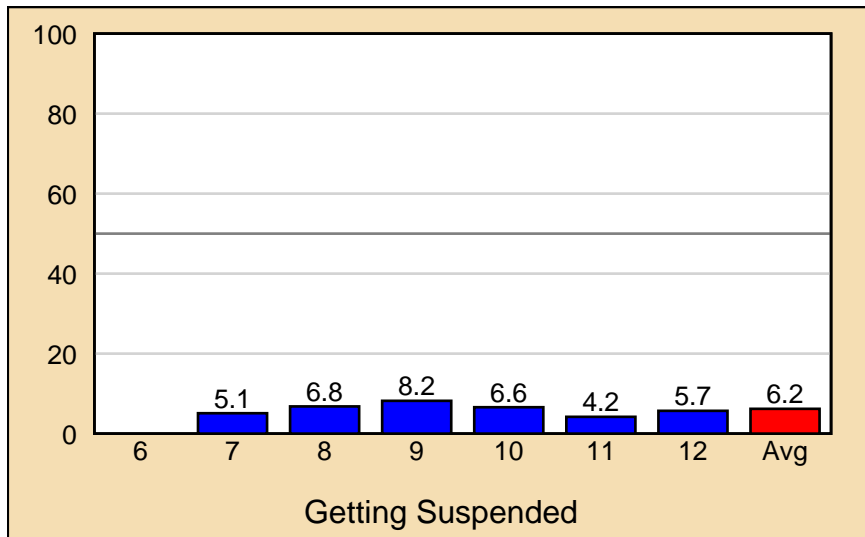
- Prevalence rates for *Carrying a Handgun* range from a low of 2.2% to a high of 3.4%. Overall, 2.6% of students reported having carried a handgun in the past year.



### 4.3.6 Getting Suspended

Suspension is measured by the question *How many times in the past year (12 months) have you been suspended from school?* Note that the question does not define suspension. Rather, it is left to the individual respondent to make that definition. School suspension rates vary substantially from district to district. Therefore, these rates should be interpreted by someone knowledgeable about local school suspension policy.

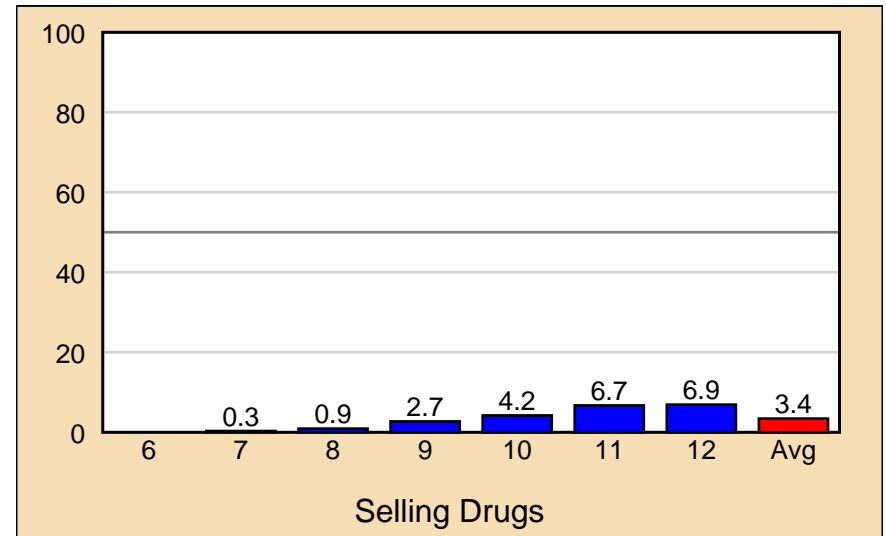
- Prevalence rates for *Getting Suspended* range from a low of 4.2% to a high of 8.2%. Overall, 6.2% of students reported having been suspended in the past year.



### 4.3.7 Selling Drugs

Selling drugs is measured by the question *How many times in the past year (12 months) have you sold illegal drugs?* Note that the question asks about, but does not define or specify, illegal drugs.

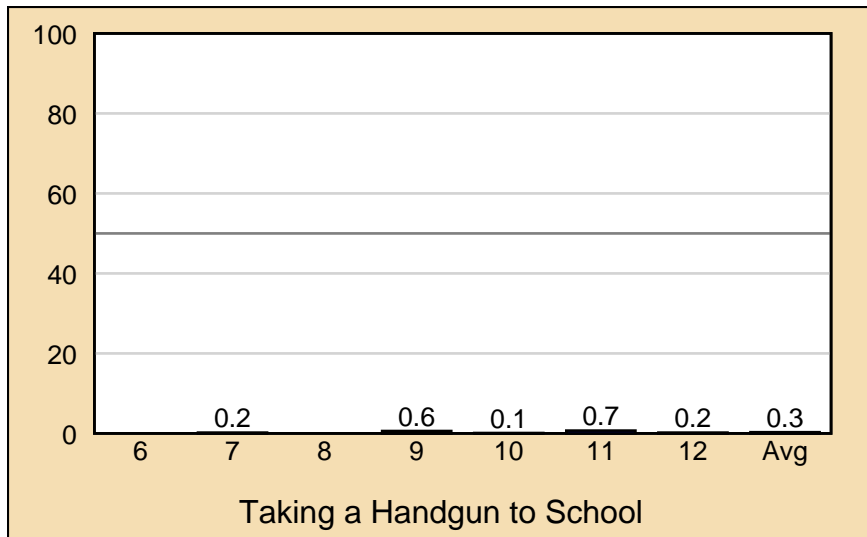
- Prevalence rates for *Selling Drugs* range from a low of 0.3% to a high of 6.9%. Overall, 3.4% of students reported having sold drugs in the past year.



### 4.3.8 Taking a Handgun to School

Taking a handgun to school is measured by the question *How many times in the past year (12 months) have you taken a handgun to school?*

- Prevalence rates for *Taking a Handgun to School* range from a low of 0.0% to a high of 0.7%. Overall, 0.3% of students reported having taken a handgun to school in the past year.





# Chapter 5

## Summary

Many federal agencies have identified certain data that are most important in measuring drug use and perceptions among youth. These data are often referred to as the *Core Measures* and consist of 30-day use (*the percentage of students who have reported use in the last 30 days*), perception of risk (*the percentage of students who reported that a drug was a moderate risk or great risk when used regularly*), perception of parental disapproval of use (*the percentage of parents who would feel it is wrong or very wrong to use*) and the average age of onset of use. The drug categories examined are: cigarettes, alcohol and marijuana. The chapter entitled *Drug Free Communities Support Program Core Measures* will delve into these measures in detail. This section will briefly summarize these data.

### 5.1 Core Measures

Table 5.1: Core Measures for All Students

| Measure              | Cig  | Alcohol | Marijuana | Presc. Drugs |
|----------------------|------|---------|-----------|--------------|
| 30-Day Use           | 3.1  | 15.0    | 12.9      | 2.7          |
| Perceived Risk       | 93.1 | 79.8    | 60.2      | 89.0         |
| Parental Disapproval | 98.5 | 95.8    | 87.7      | 97.8         |
| Friends Disapproval  | 89.8 | 81.4    | 66.1      | 90.8         |

## 5.2 Use in the Past 30 Days

Table 5.2: 30 Day Drug Use

| <b>DRUG</b>                 | <b>30 DAY USE</b> |
|-----------------------------|-------------------|
| Smokeless Tobacco           | 1.7               |
| Cigarettes                  | 3.1               |
| Alcohol                     | 15.0              |
| Inhalants                   | 1.2               |
| Cocaine                     | 0.7               |
| Marijuana                   | 12.9              |
| Prescription Drugs          | 2.7               |
| Synthetic Marijuana         | 1.1               |
| Bath Salts                  | 0.1               |
| Heroin                      | 0.3               |
| Hallucinogens               | 1.2               |
| Ecstasy                     | 0.2               |
| Meth                        | 0.2               |
| Prescription Pain Relievers | 1.5               |
| Prescription Tranquilizers  | 1.1               |
| Prescription Stimulants     | 0.9               |

## Chapter 6

# Graphics

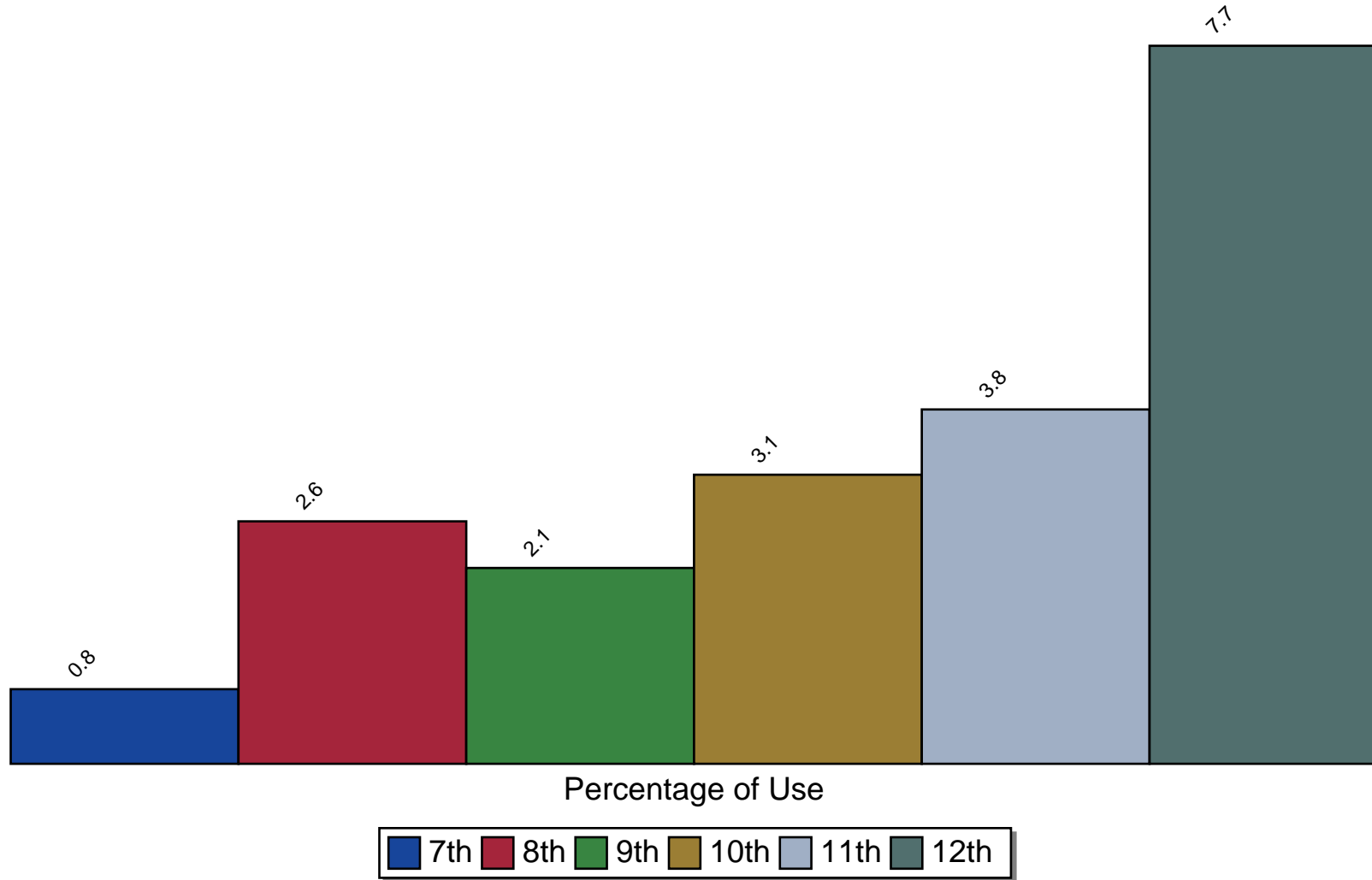
The following graphs will assist you in understanding the relationship of student behavior to alcohol and other drug usage. You are encouraged to make overheads or slides from the graphs for presentations to school faculty, parents, media, and other audiences in the community.

The *Perceived Harm* of alcohol and other drugs will assist with understanding how the false assumptions concerning harm are related to drug use. When drugs are perceived as harmless, the probability of use increases.

Research indicates that easy access, *Availability* of drugs, increases the probability of use. Availability of alcohol and other drugs normally increases at higher grade levels.

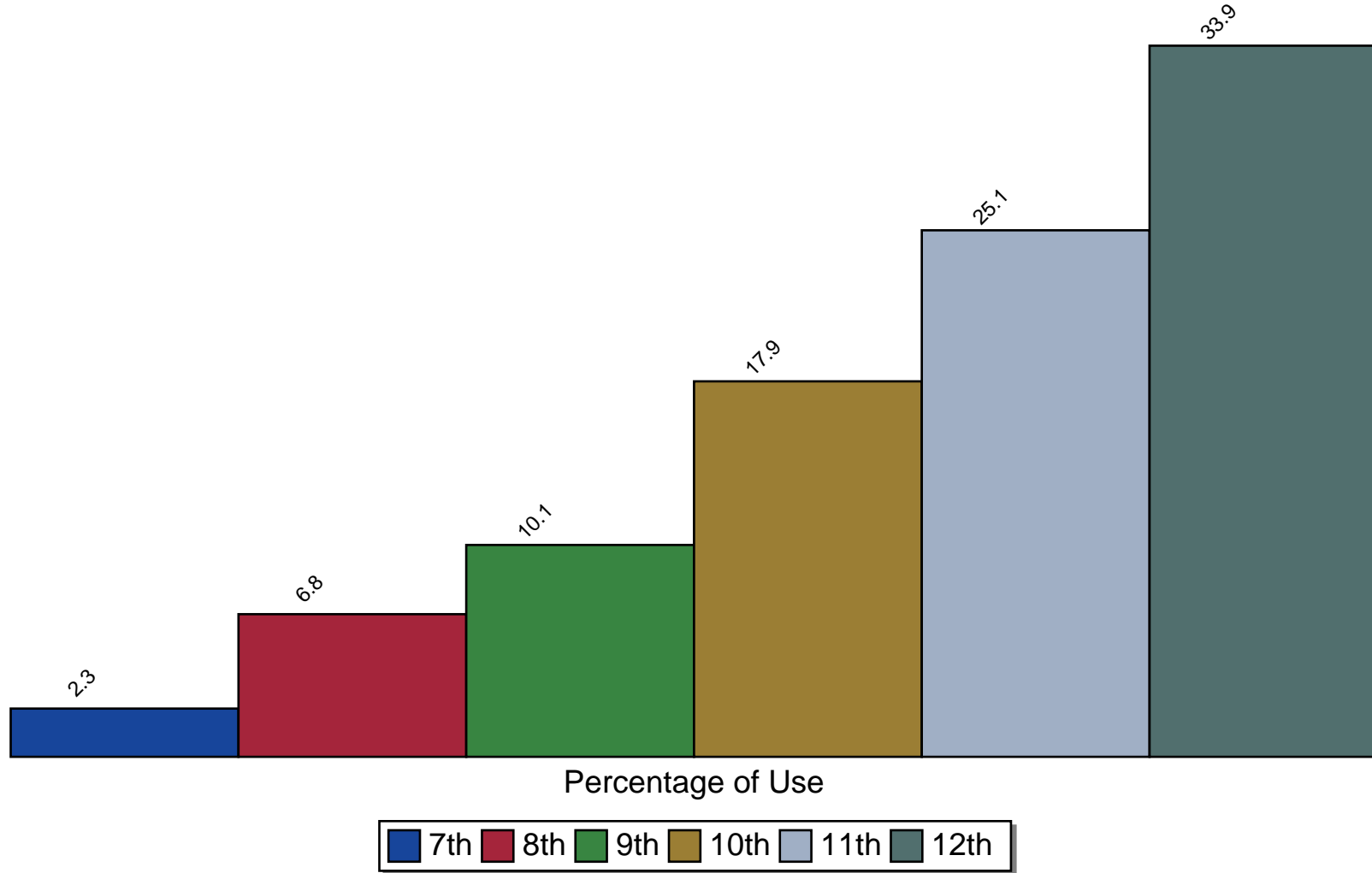
## 6.1 30 Day Use

## Reported Use in the Past 30 Days of Cigarettes



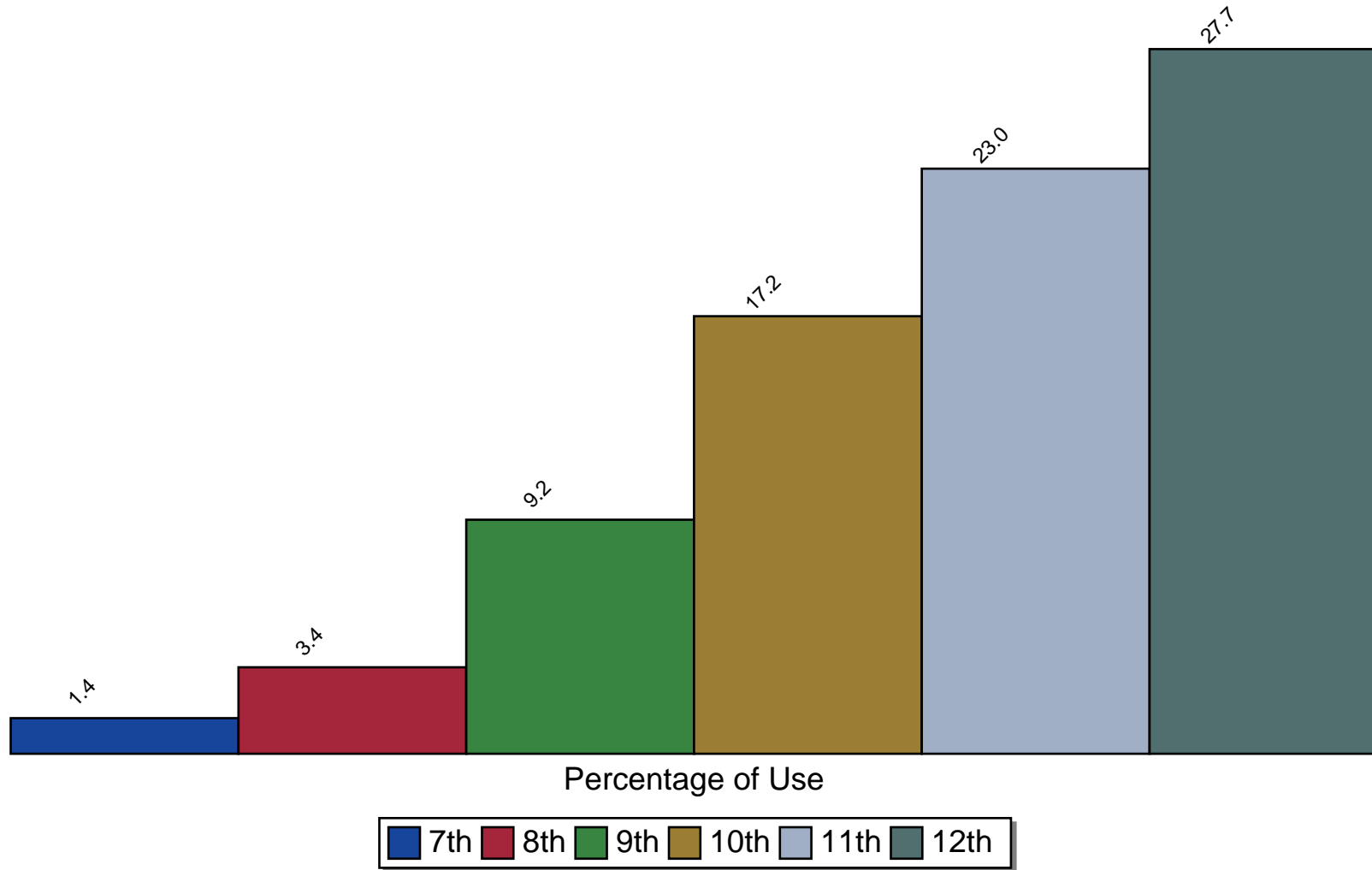
Source: Pride Surveys

## Reported Use in the Past 30 Days of Alcoholic Beverages



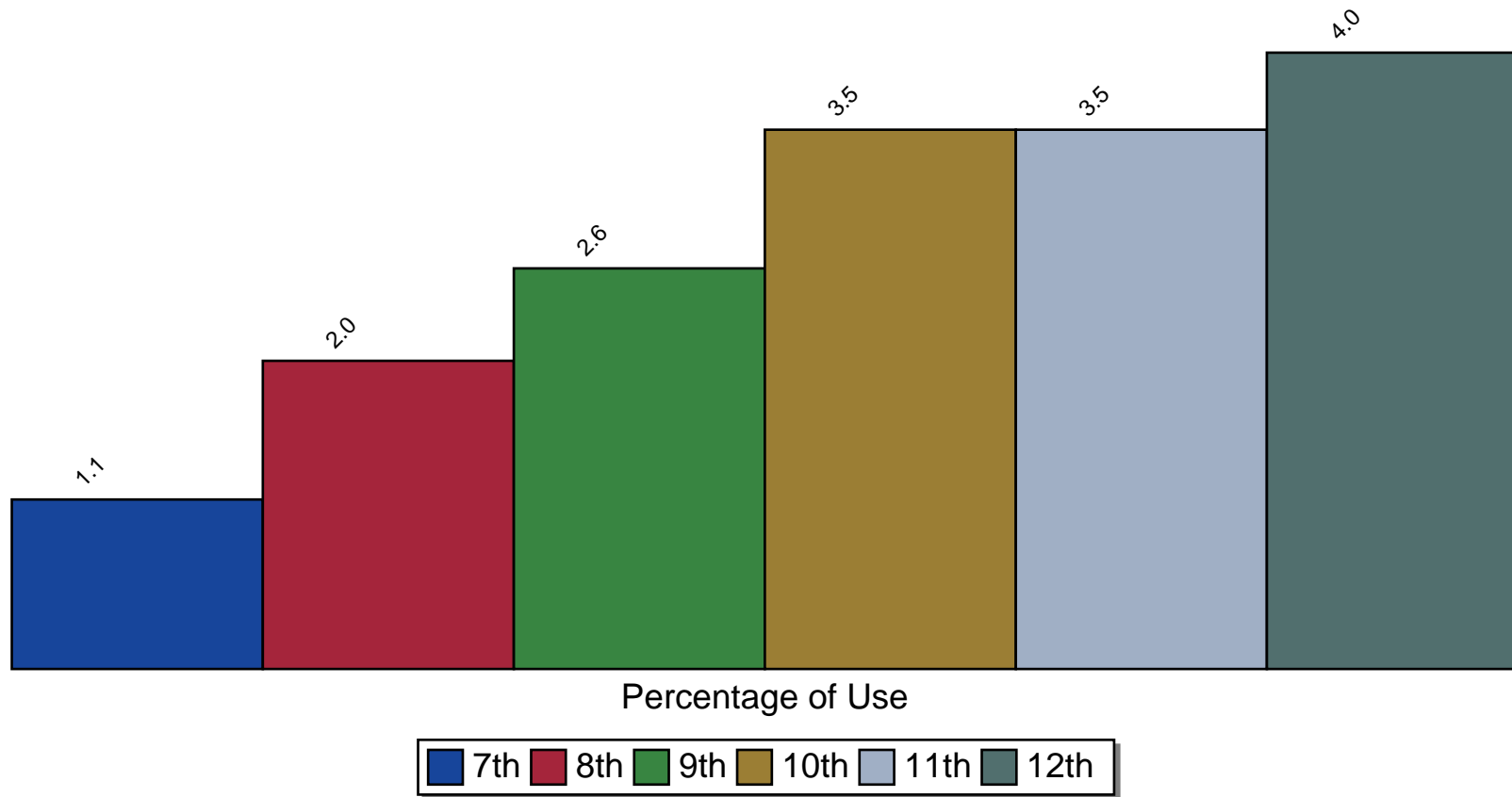
Source: Pride Surveys

## Reported Use in the Past 30 Days of Marijuana



Source: Pride Surveys

## Reported Use in the Past 30 Days of Prescription Drugs

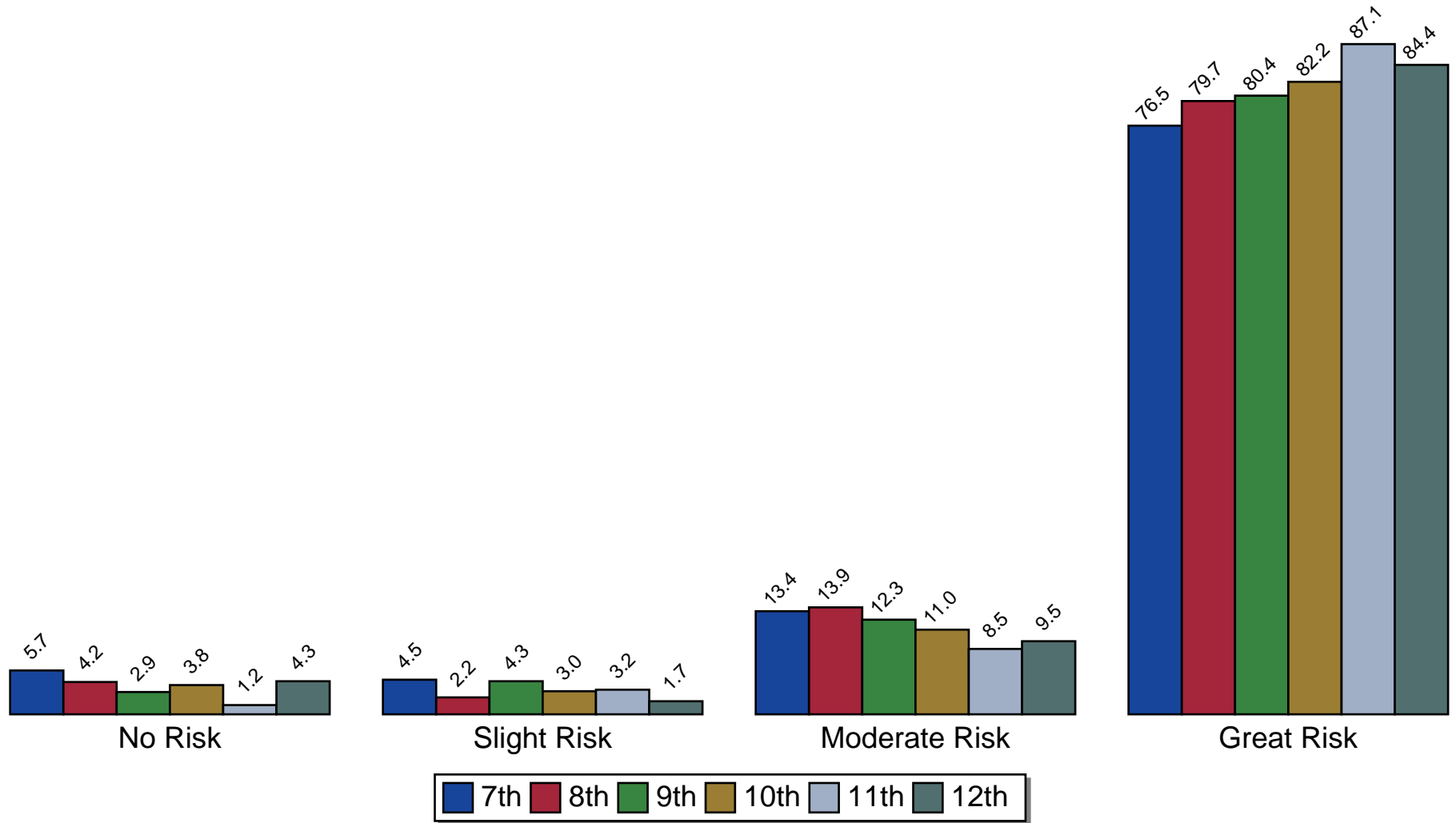


Source: Pride Surveys



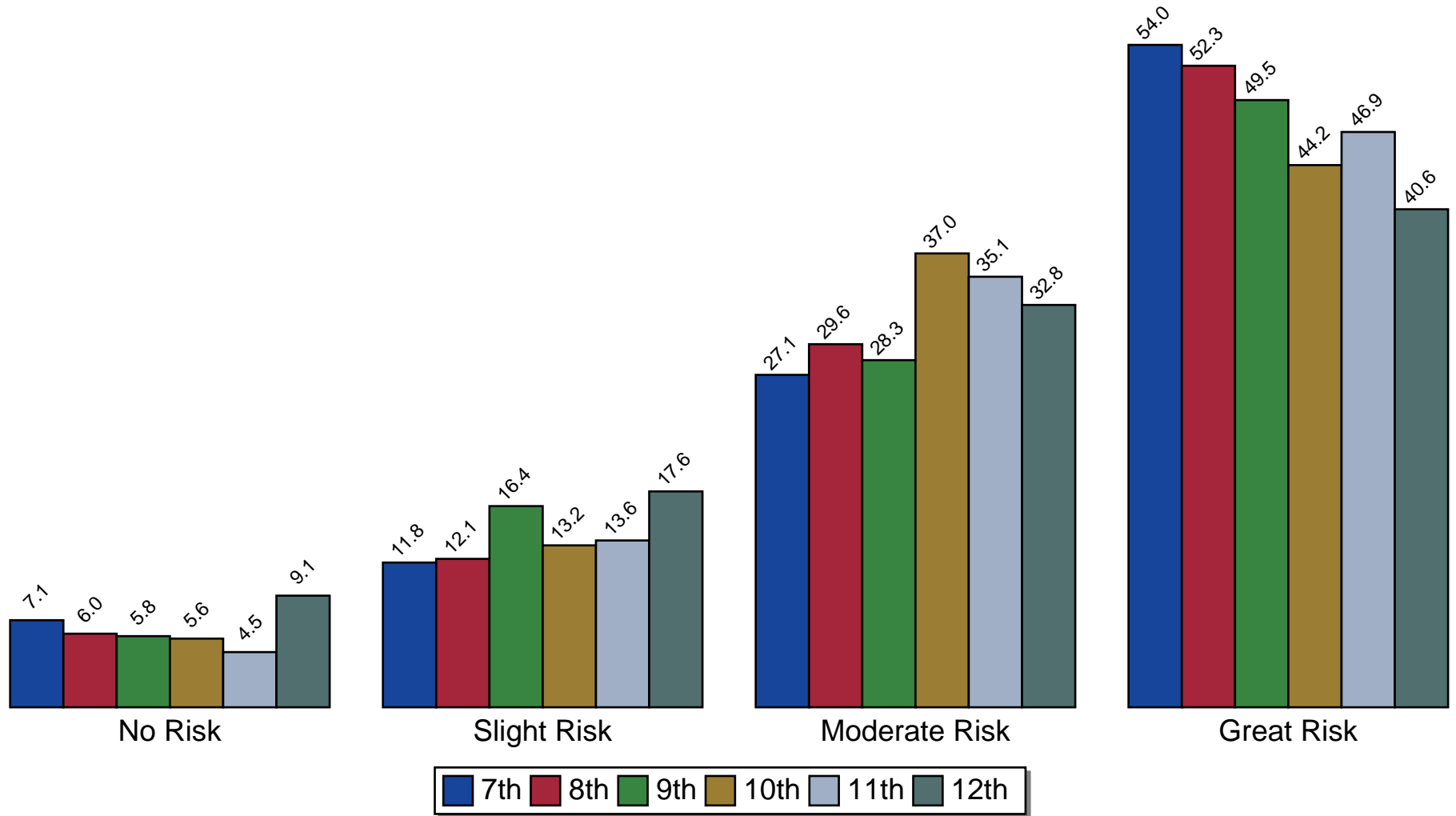
## 6.2 Perception of Risk

## Perception of Risk -- Cigarettes



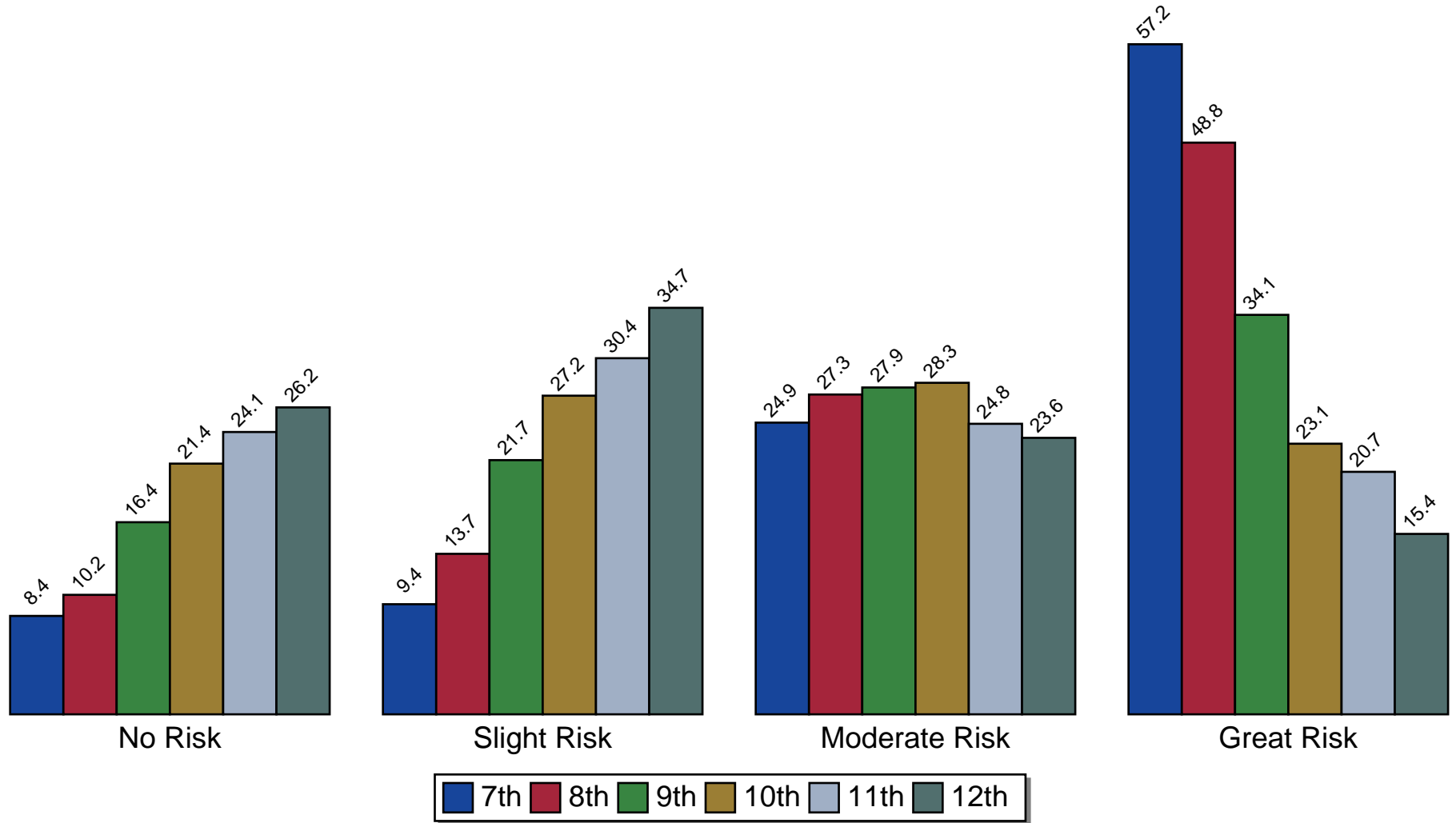
Source: Pride Surveys

## Perception of Risk -- Alcohol



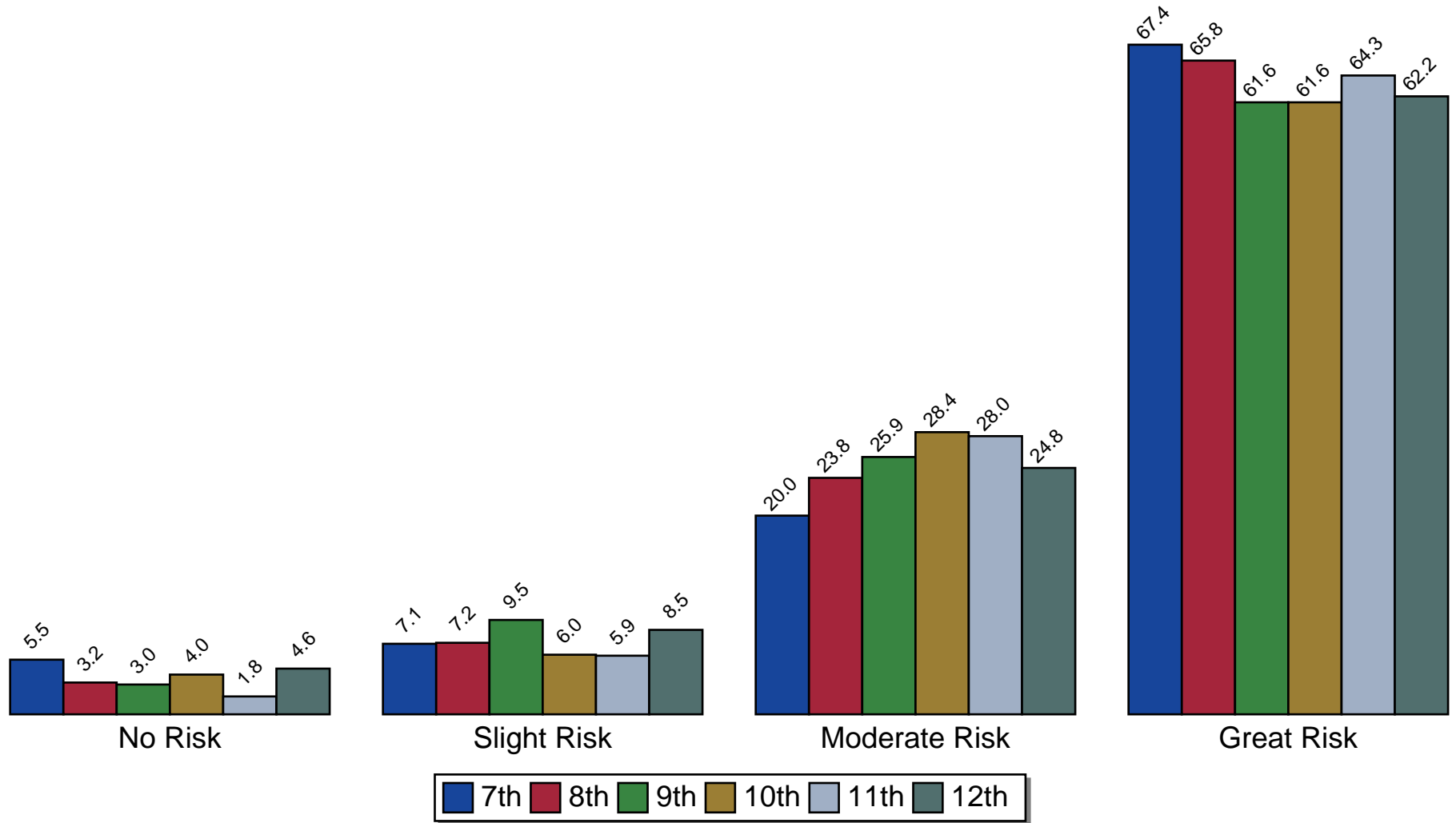
Source: Pride Surveys

## Perception of Risk -- Marijuana



Source: Pride Surveys

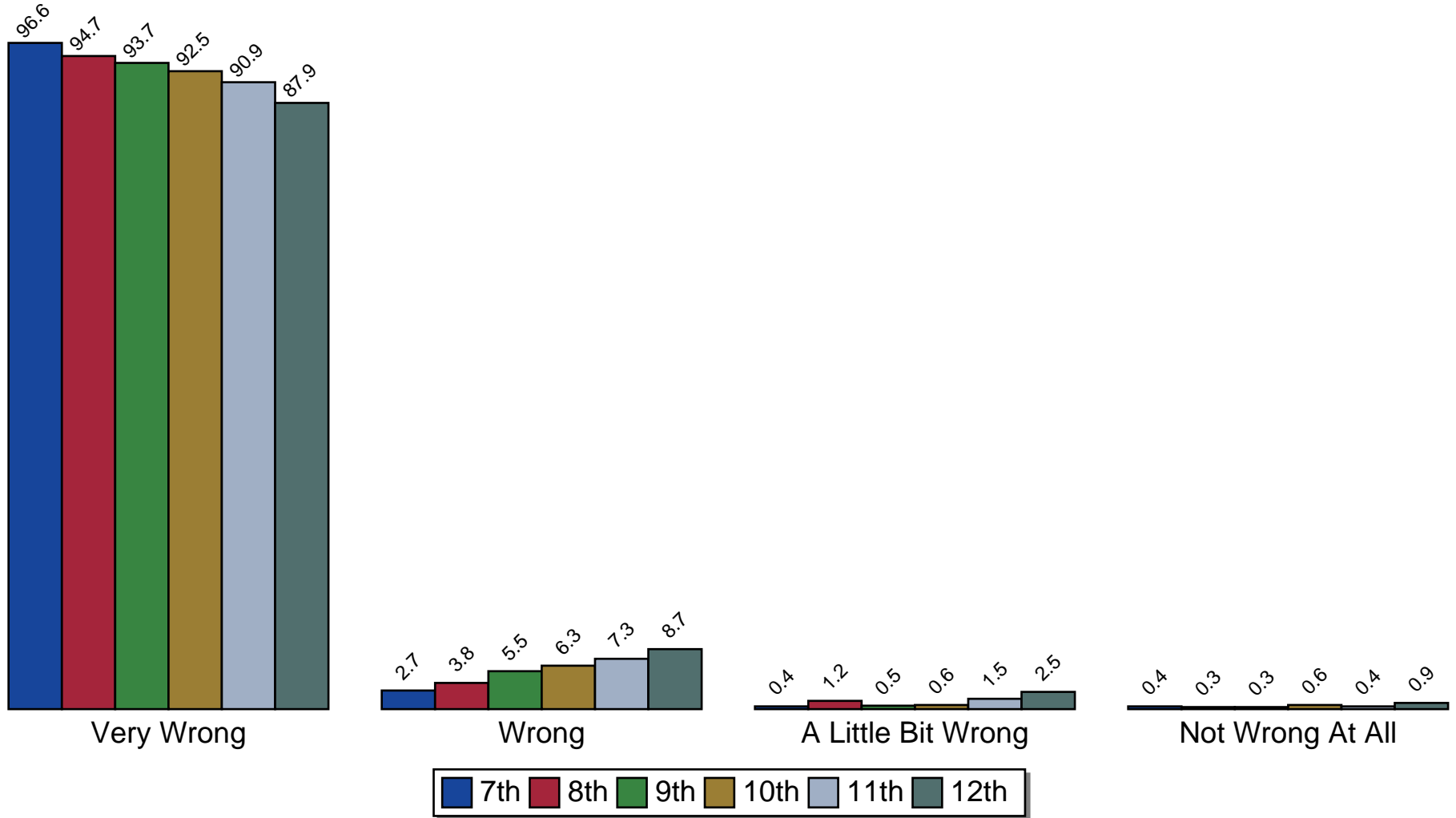
## Perception of Risk -- Prescription Drugs



Source: Pride Surveys

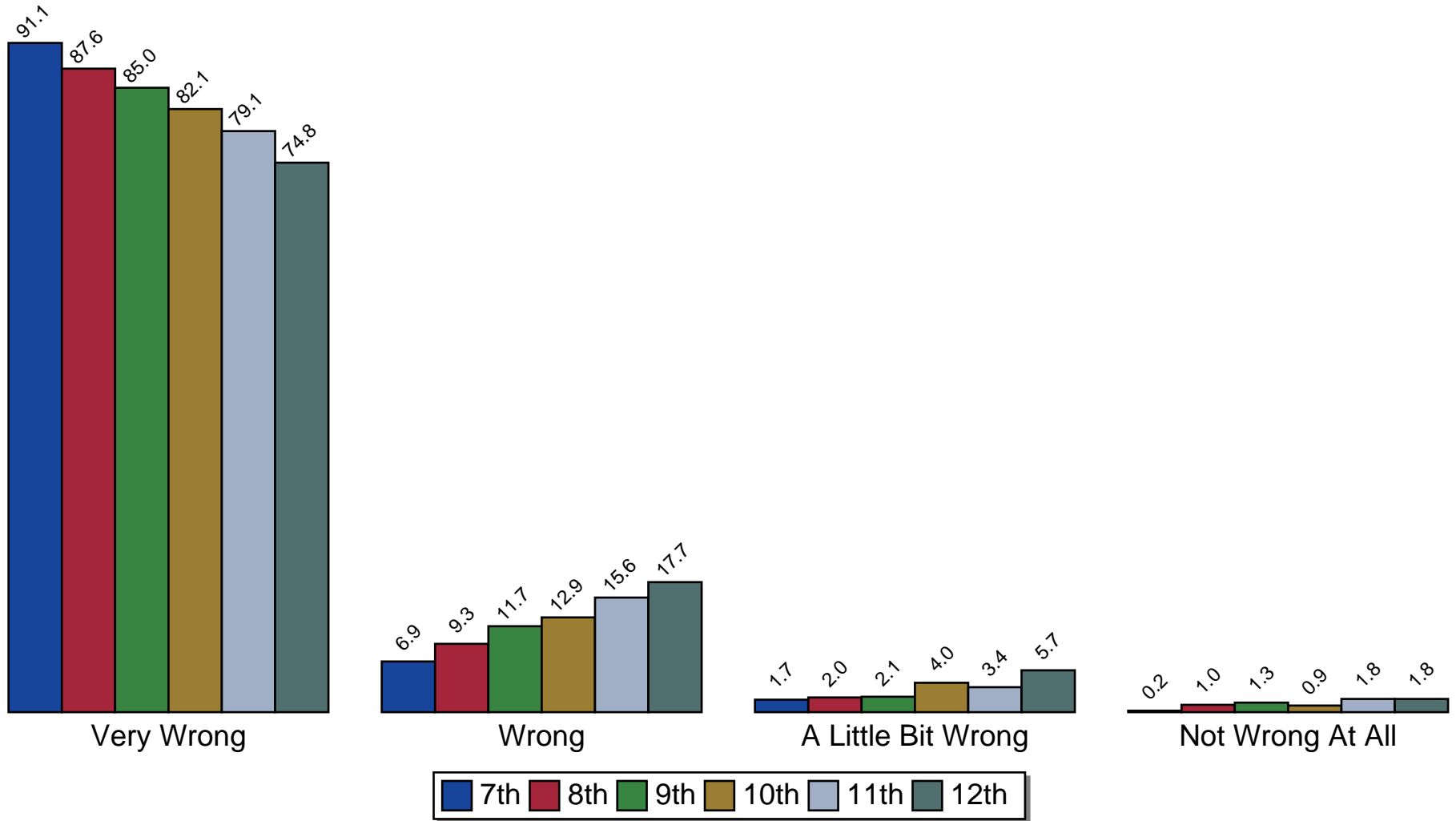
## **6.3 Perception of Parental Disapproval**

## Parental Disapproval -- Smoke Tobacco



Source: Pride Surveys

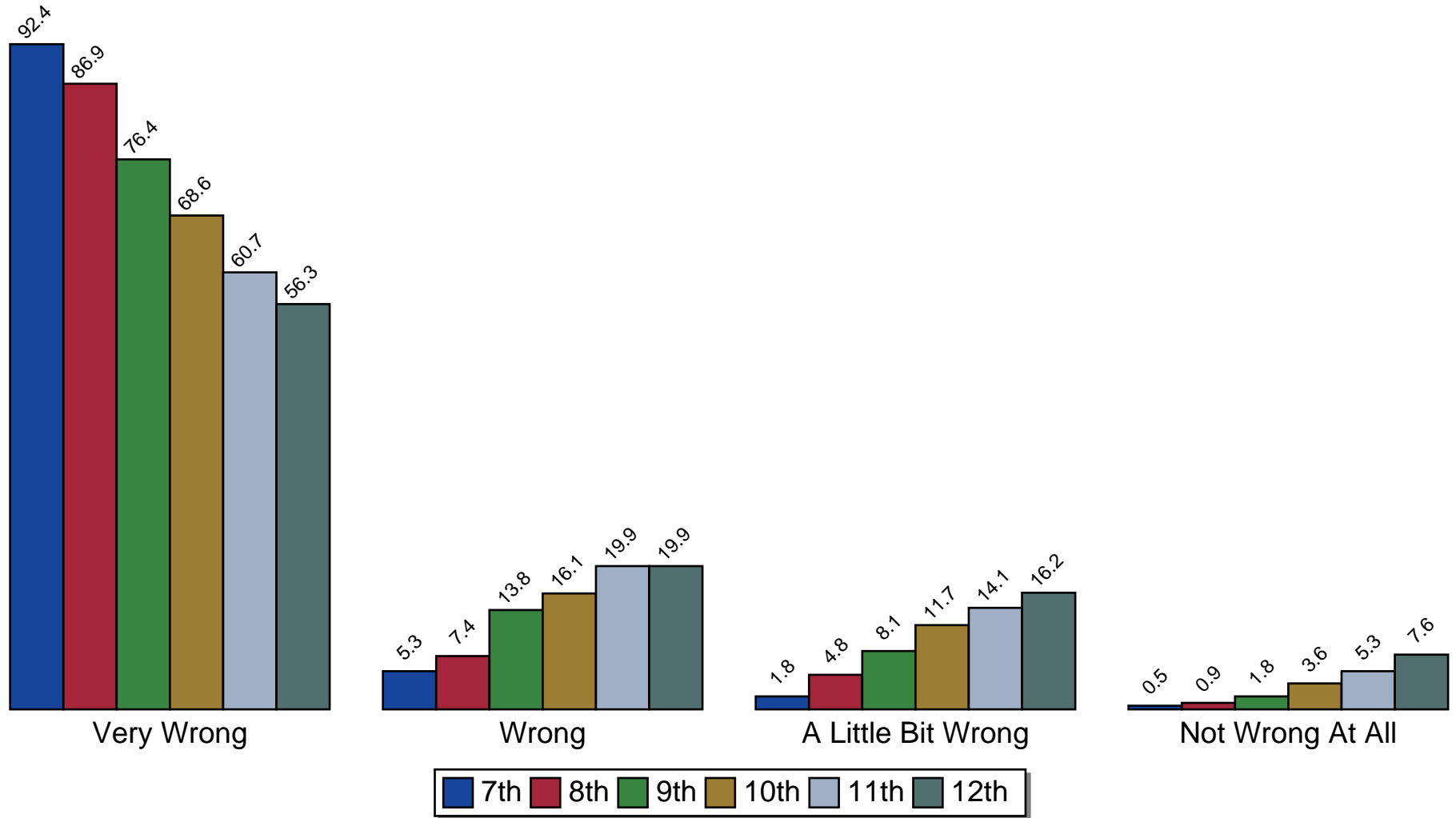
## Parental Disapproval -- Drink Alcohol



Source: Pride Surveys

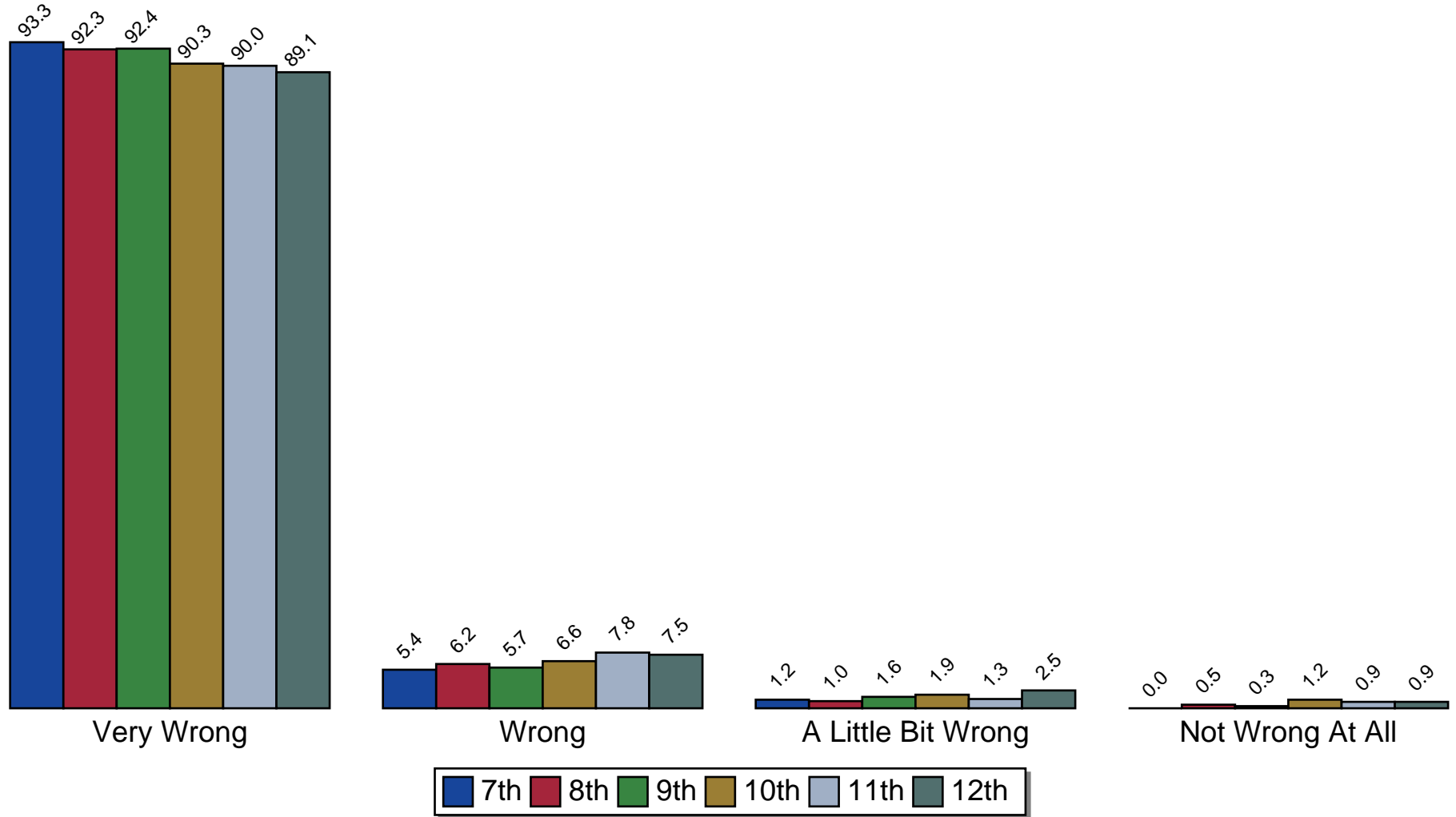


## Parental Disapproval -- Smoke Marijuana



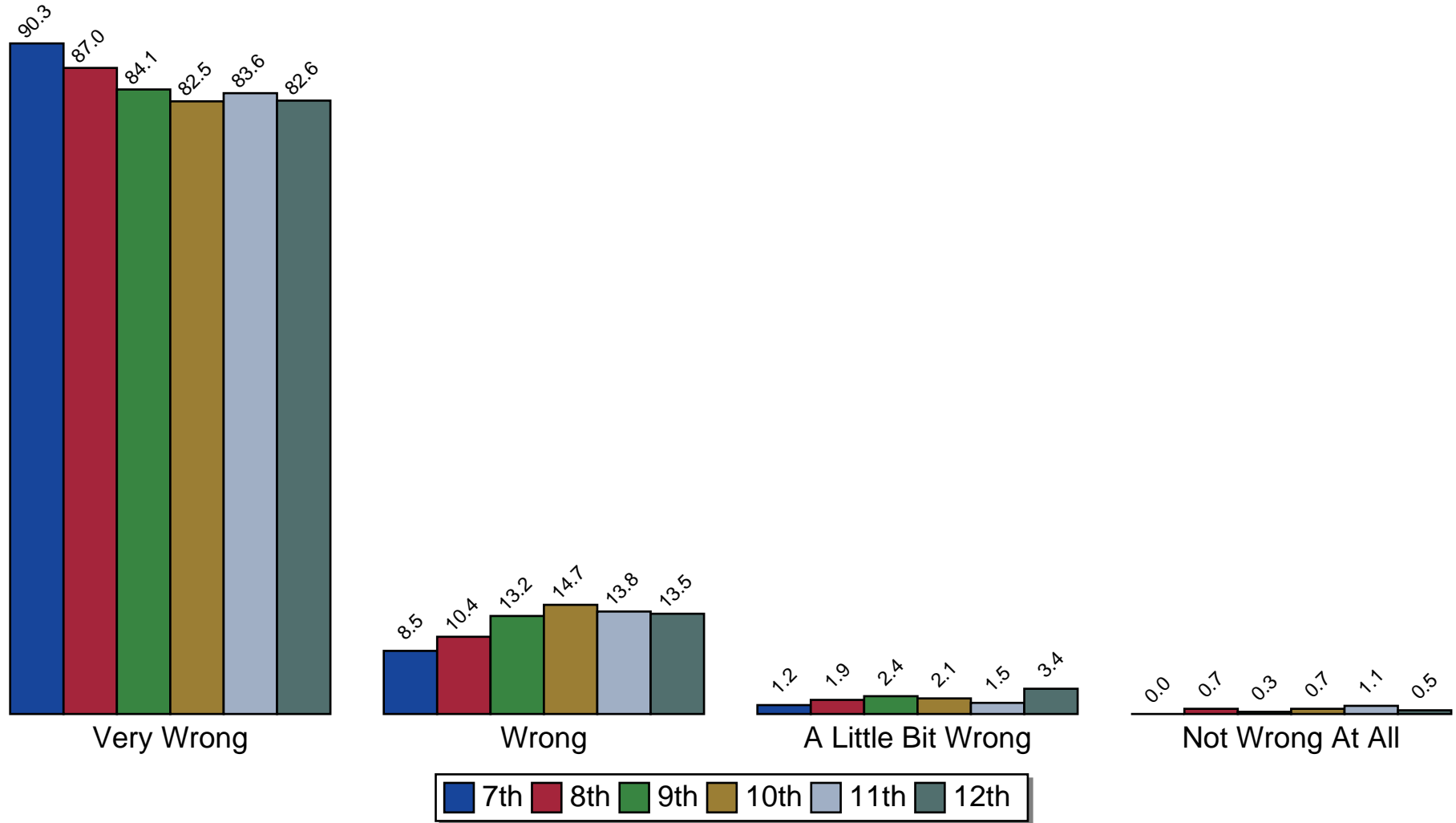
Source: Pride Surveys

## Parental Disapproval -- Prescription Drugs



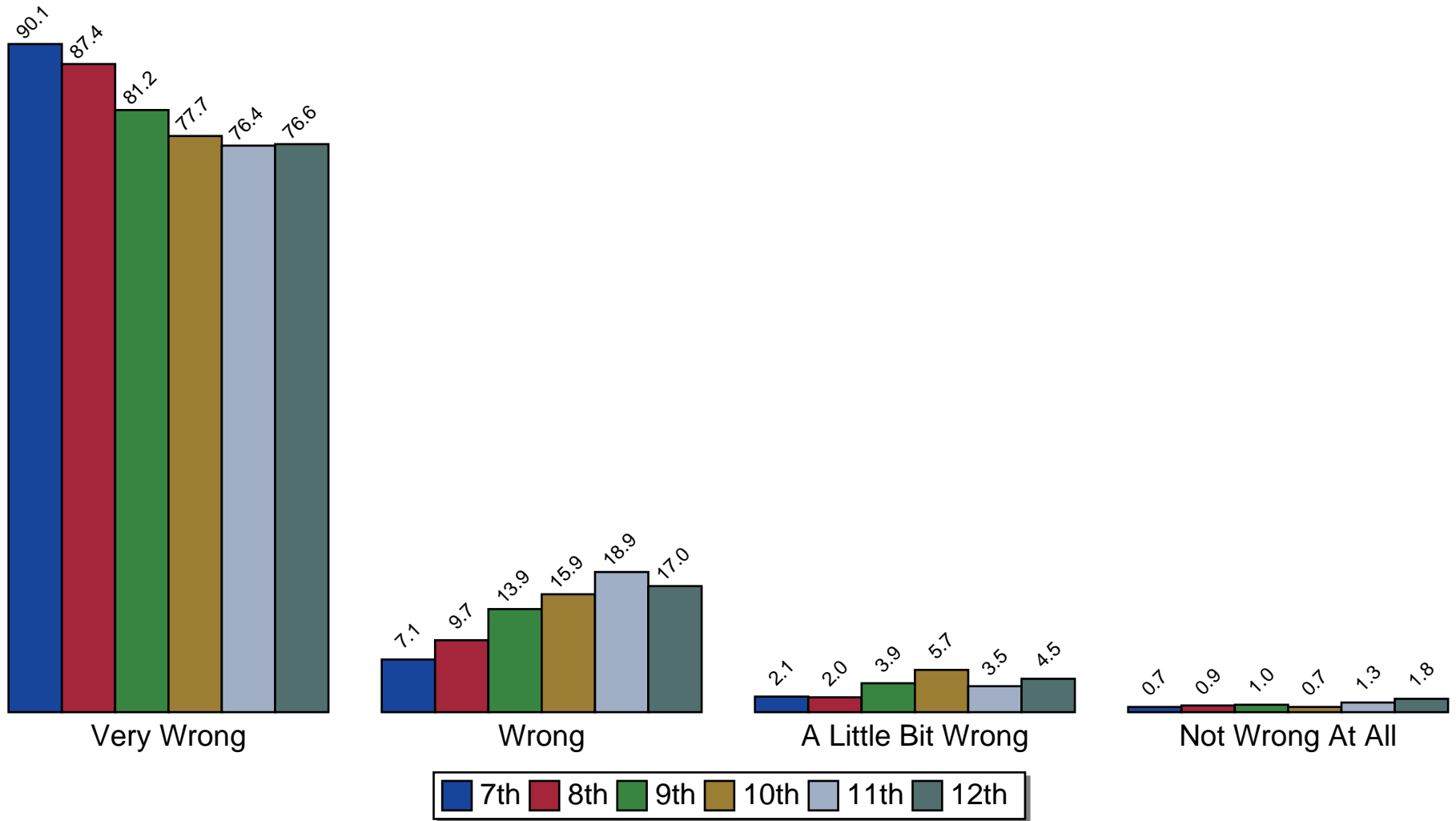
Source: Pride Surveys

## Parental Disapproval -- Steal Something Worth More Than \$5



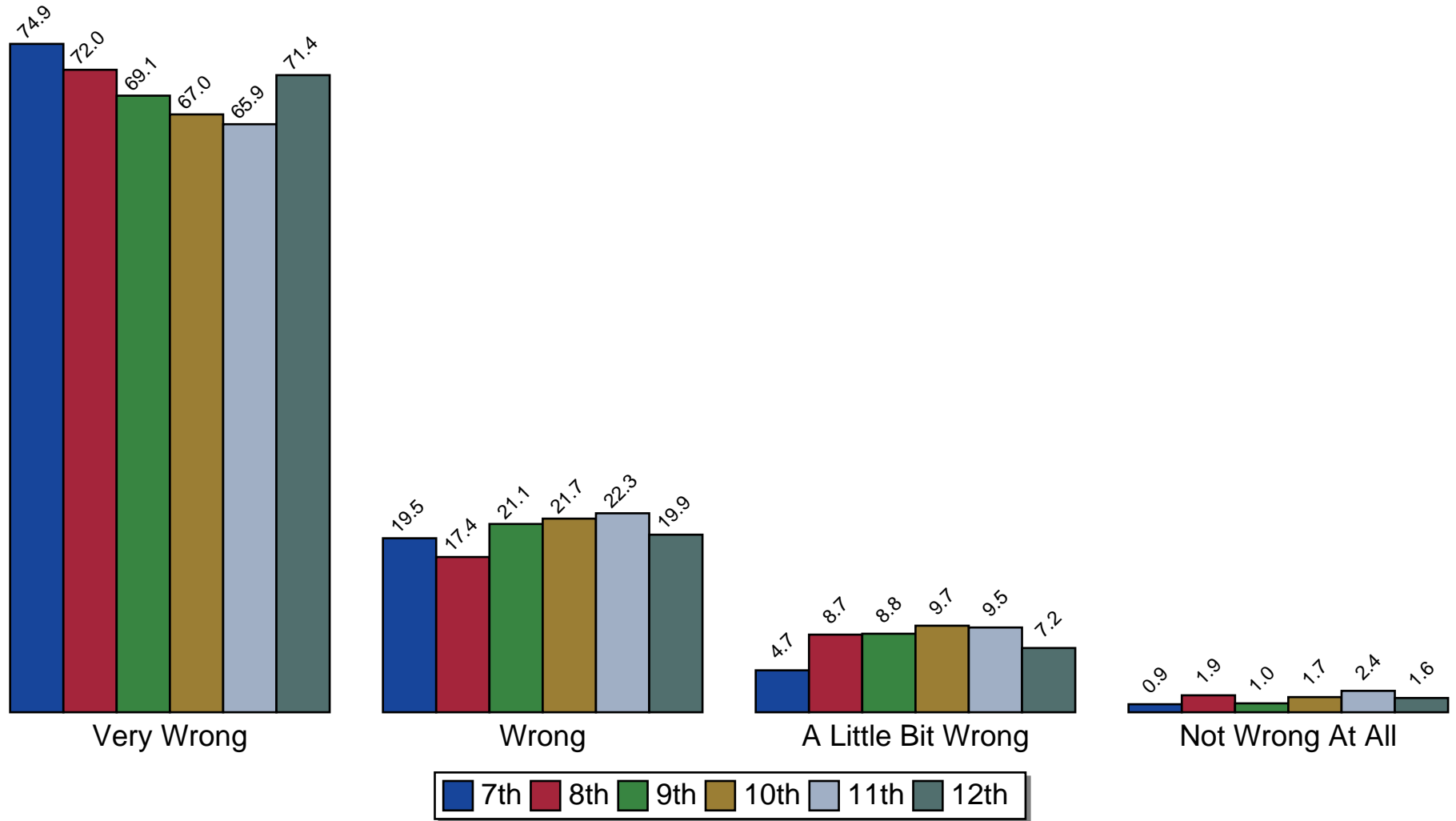
Source: Pride Surveys

## Parental Disapproval -- Draw Graffiti



Source: Pride Surveys

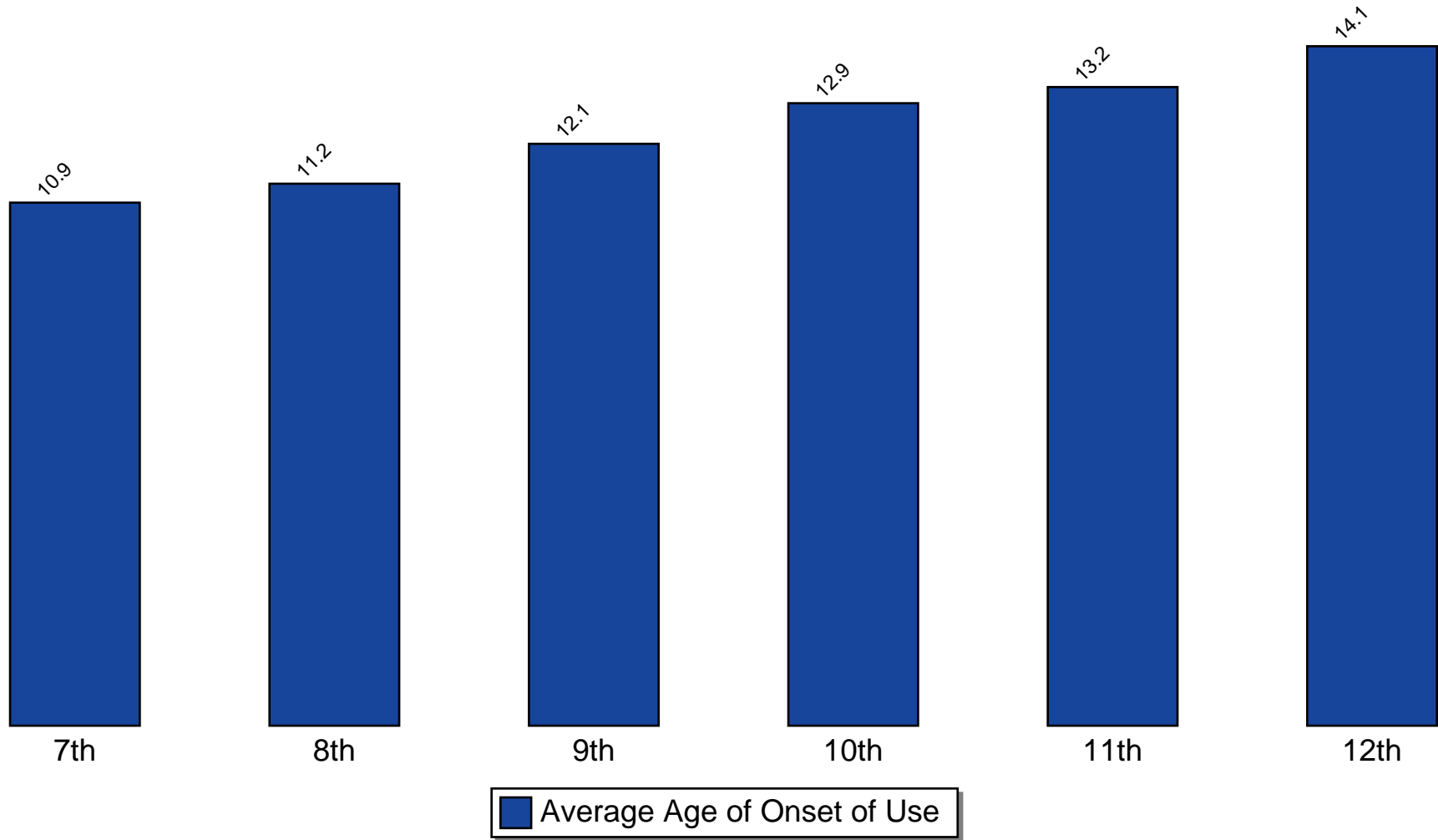
## Parental Disapproval -- Pick a Fight With Someone



Source: Pride Surveys

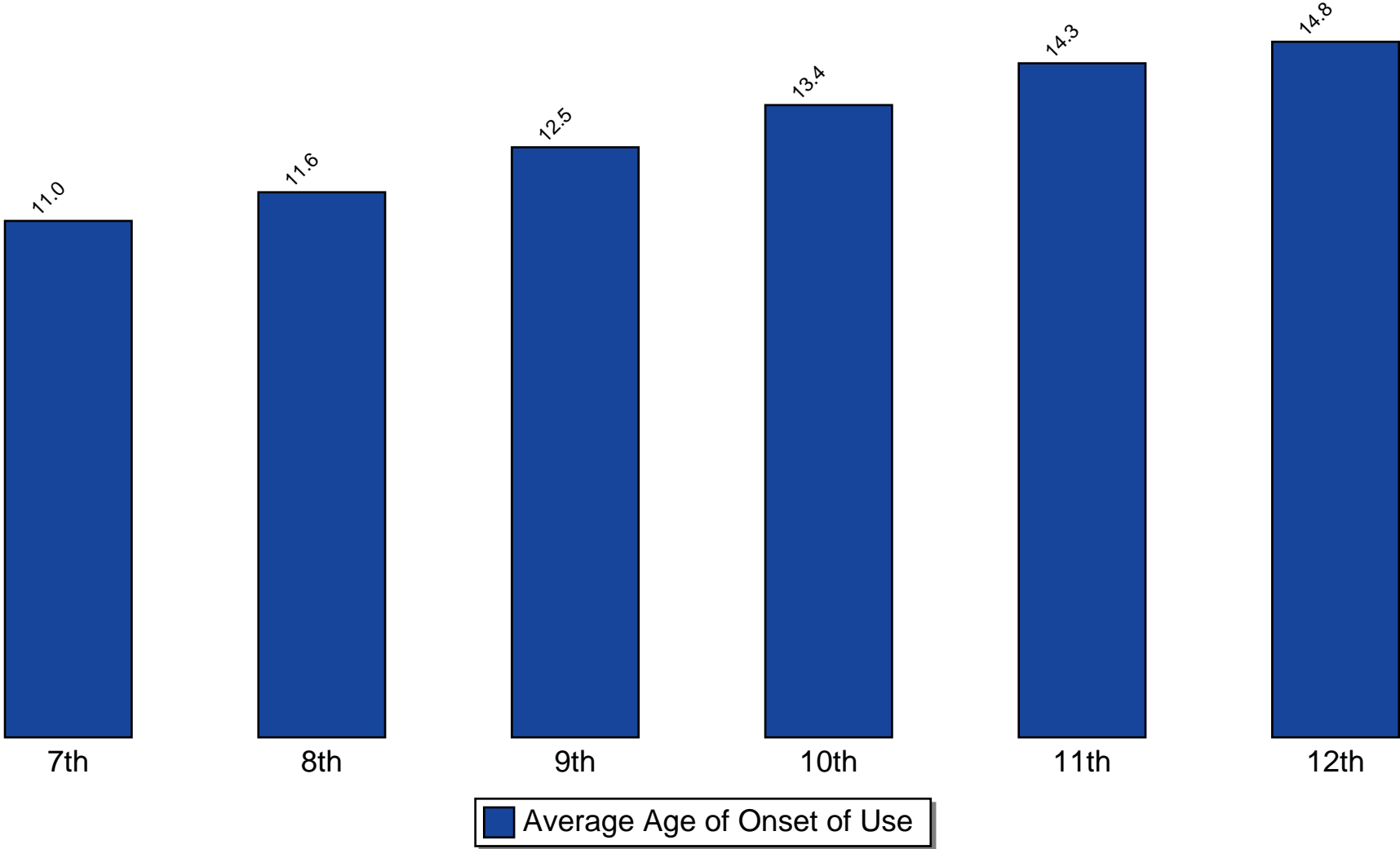
## 6.4 Average Age of Onset of Use

## Average Age of Onset of Use of Cigarettes



Source: Pride Surveys

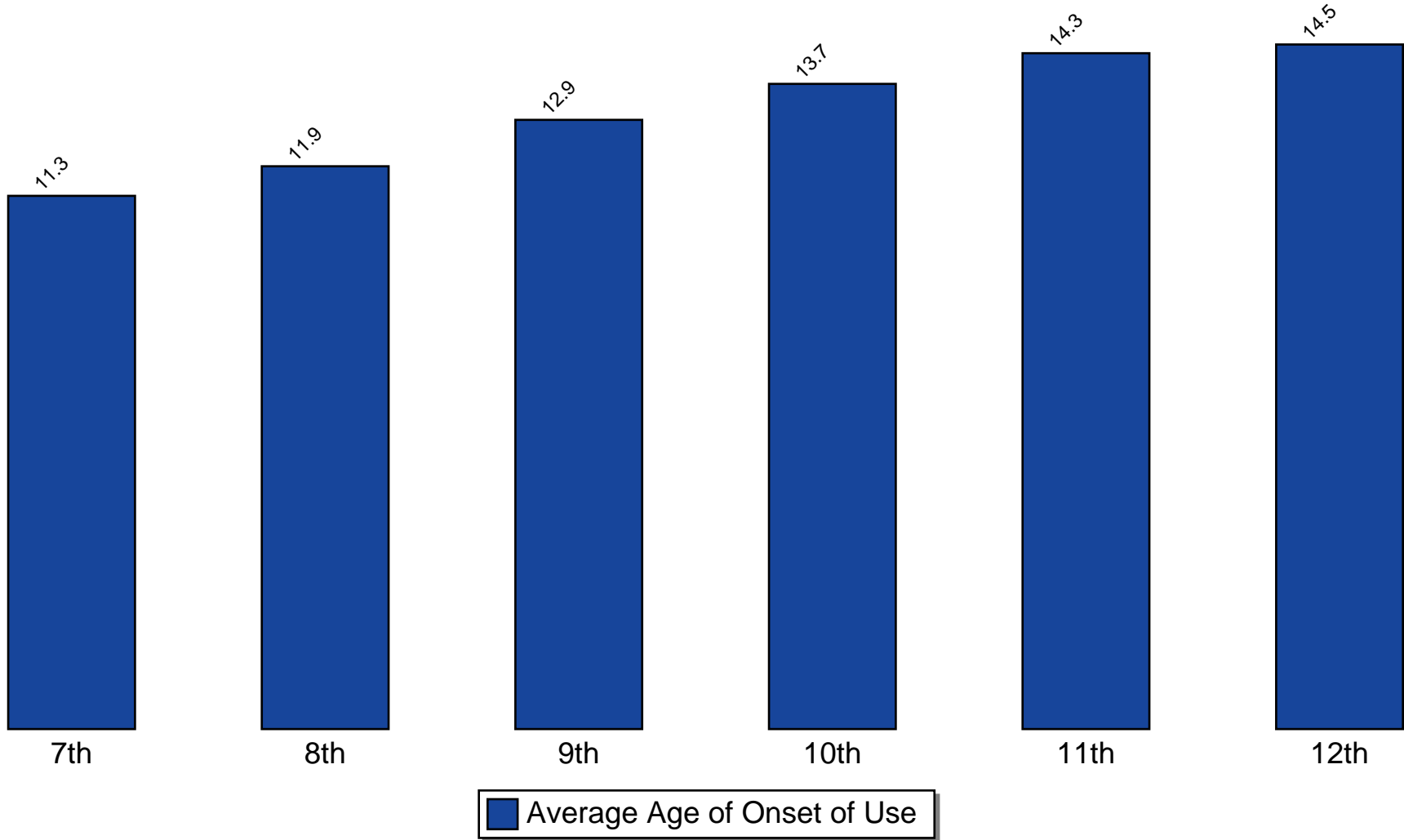
### Average Age of Onset of Use of Alcohol



Source: Pride Surveys



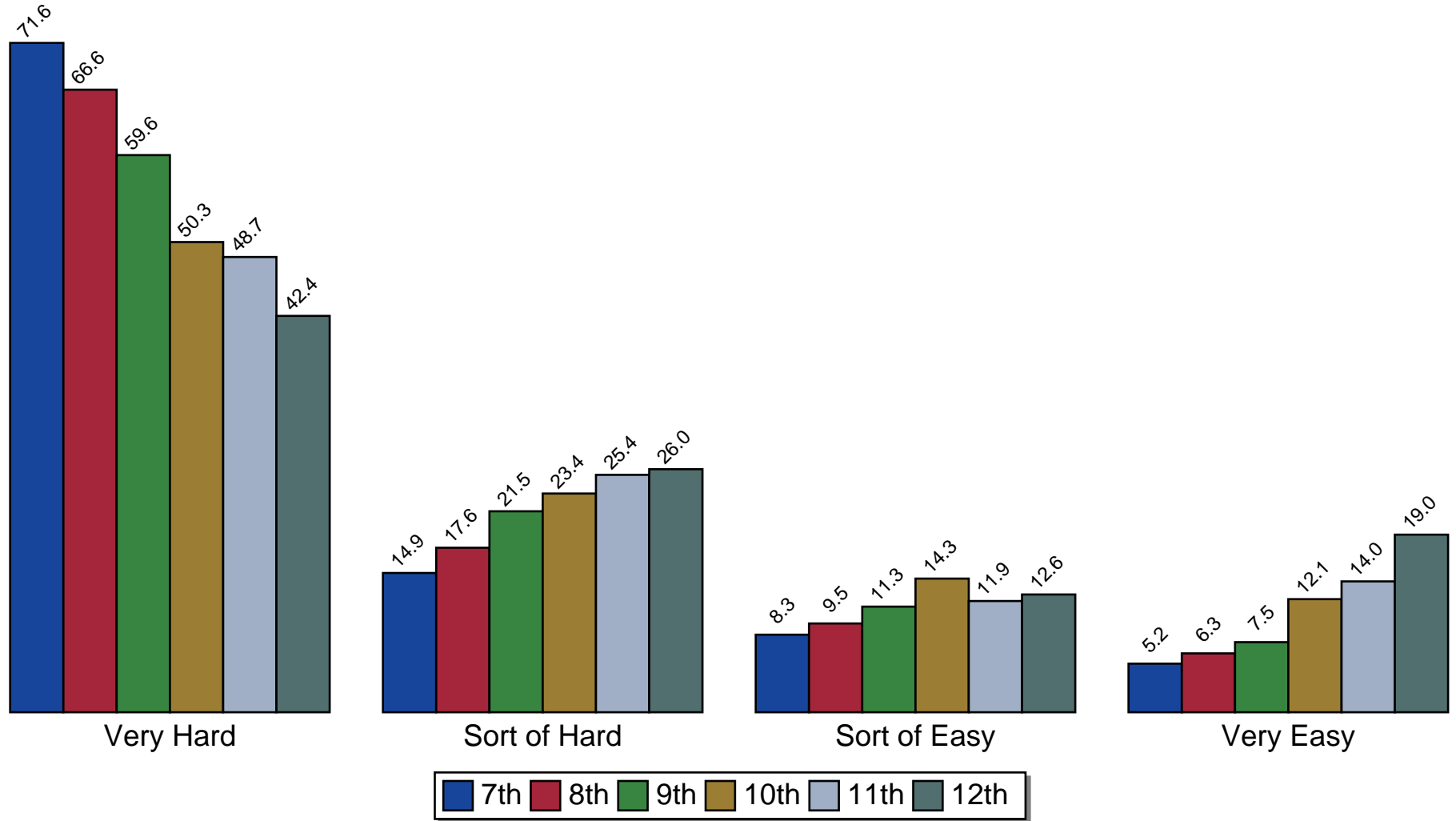
## Average Age of Onset of Use of Marijuana



Source: Pride Surveys

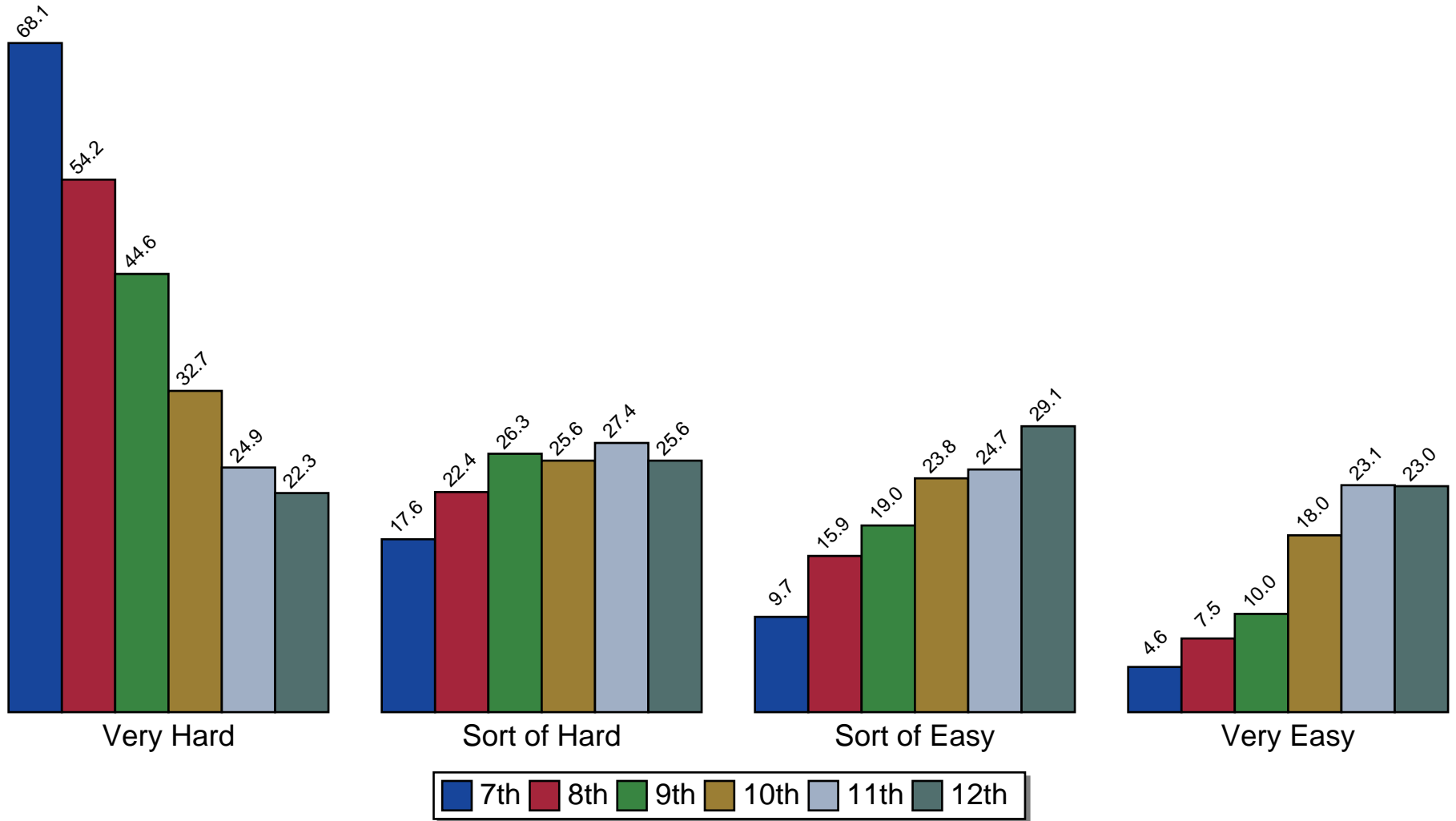
## 6.5 Availability

## Availability -- Cigarettes



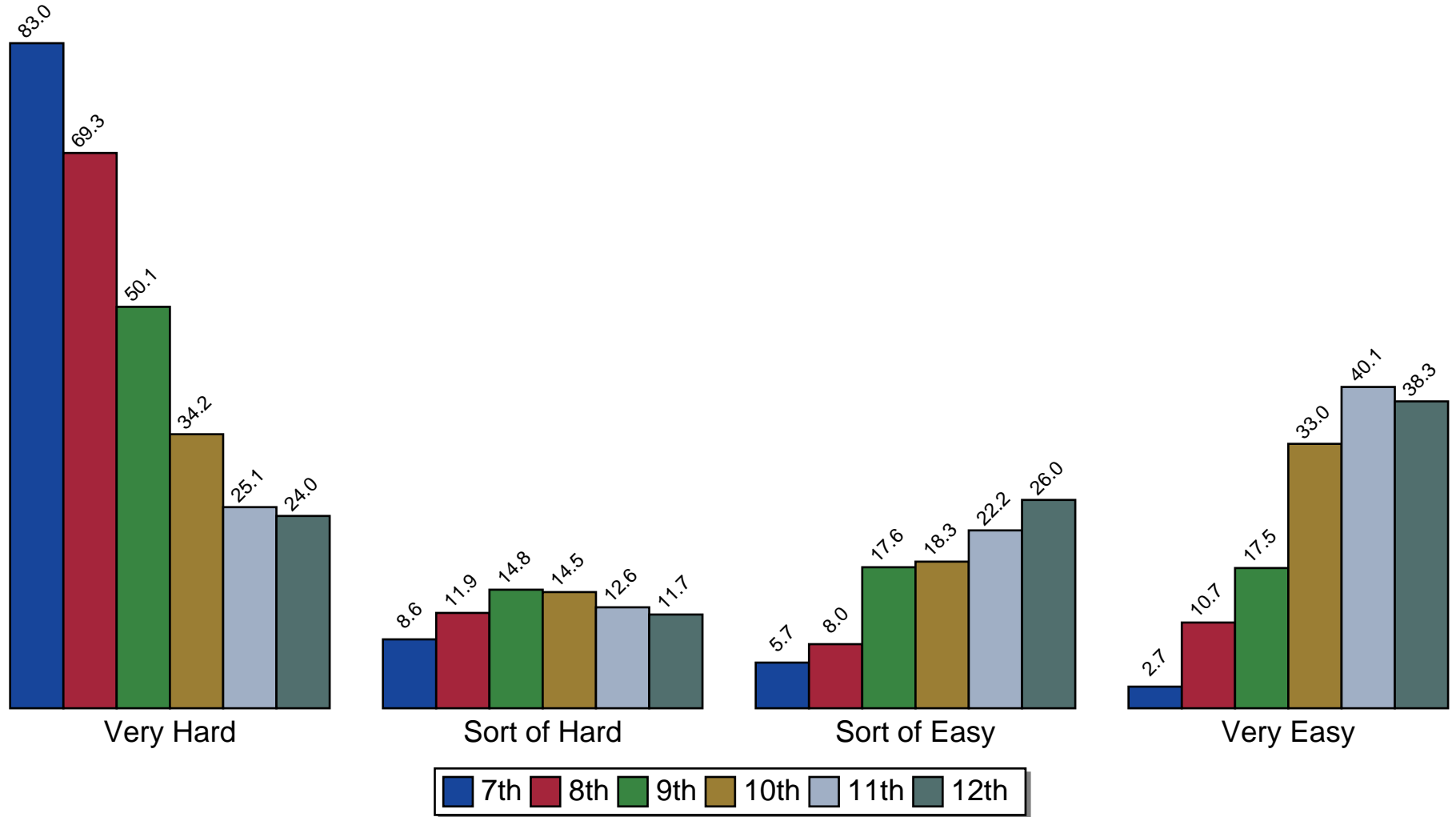
Source: Pride Surveys

## Availability -- Alcohol



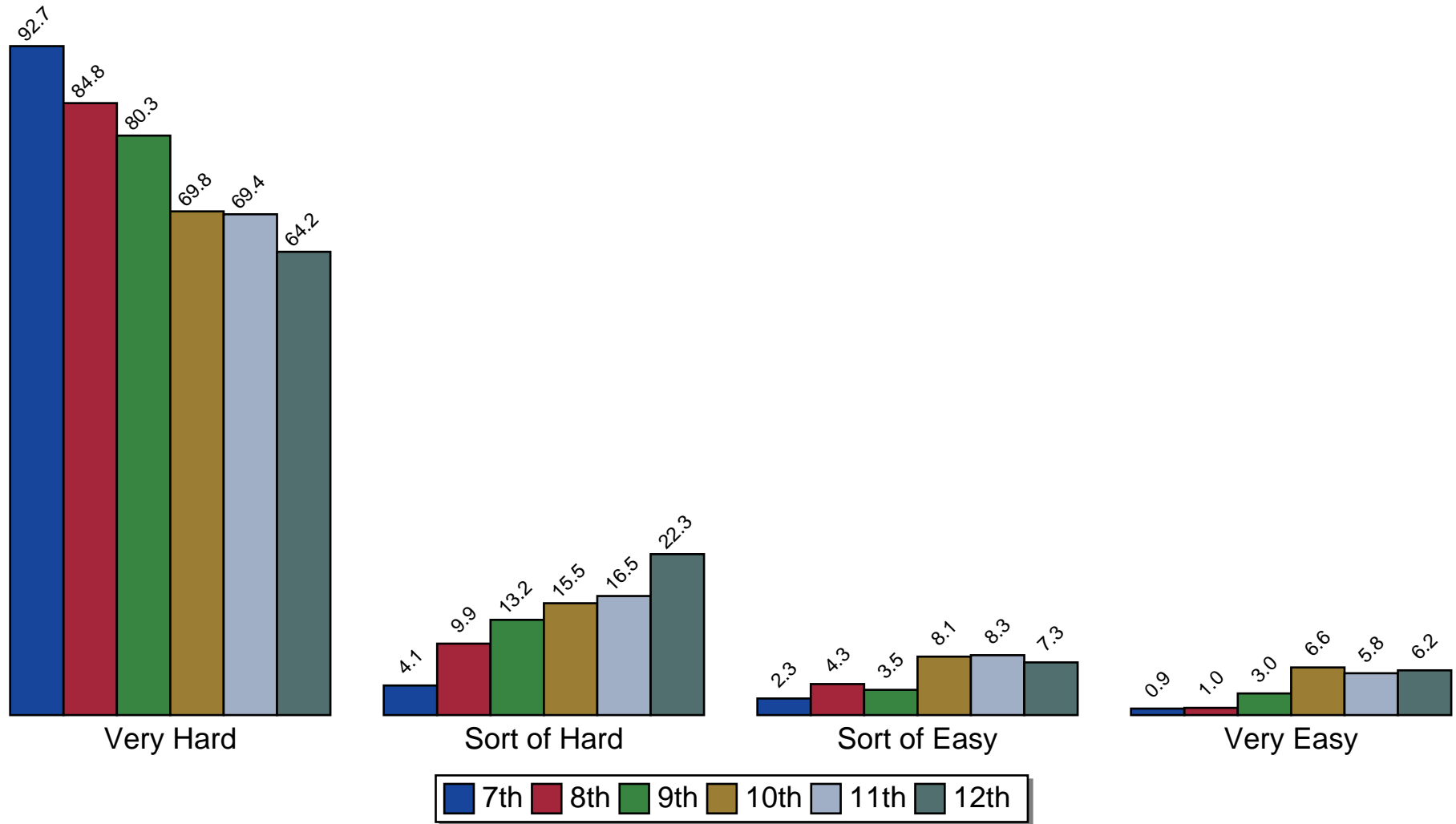
Source: Pride Surveys

## Availability -- Marijuana



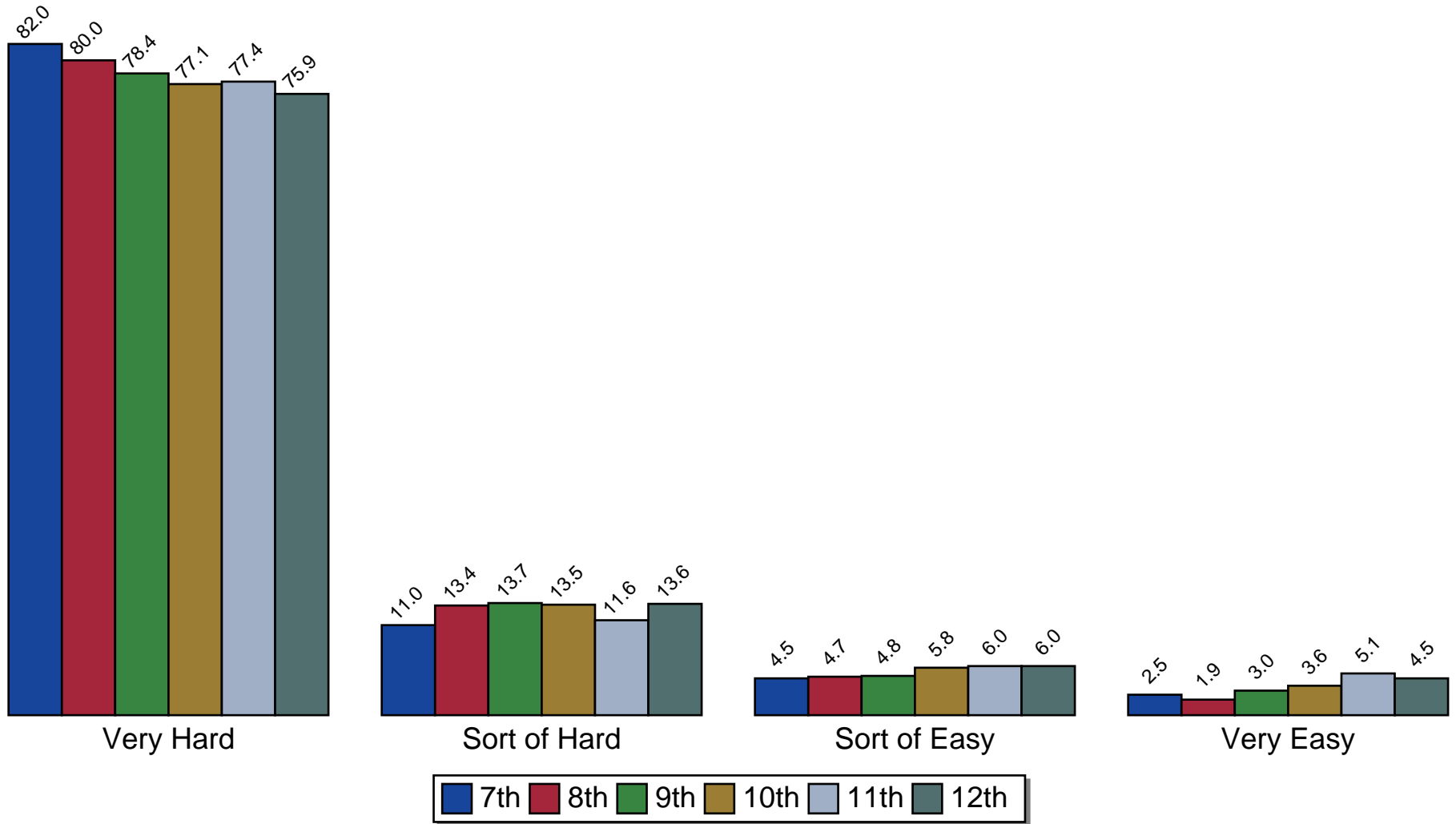
Source: Pride Surveys

## Availability -- A Drug Like Cocaine, LSD or Amphetamines



Source: Pride Surveys

## Availability -- A Handgun

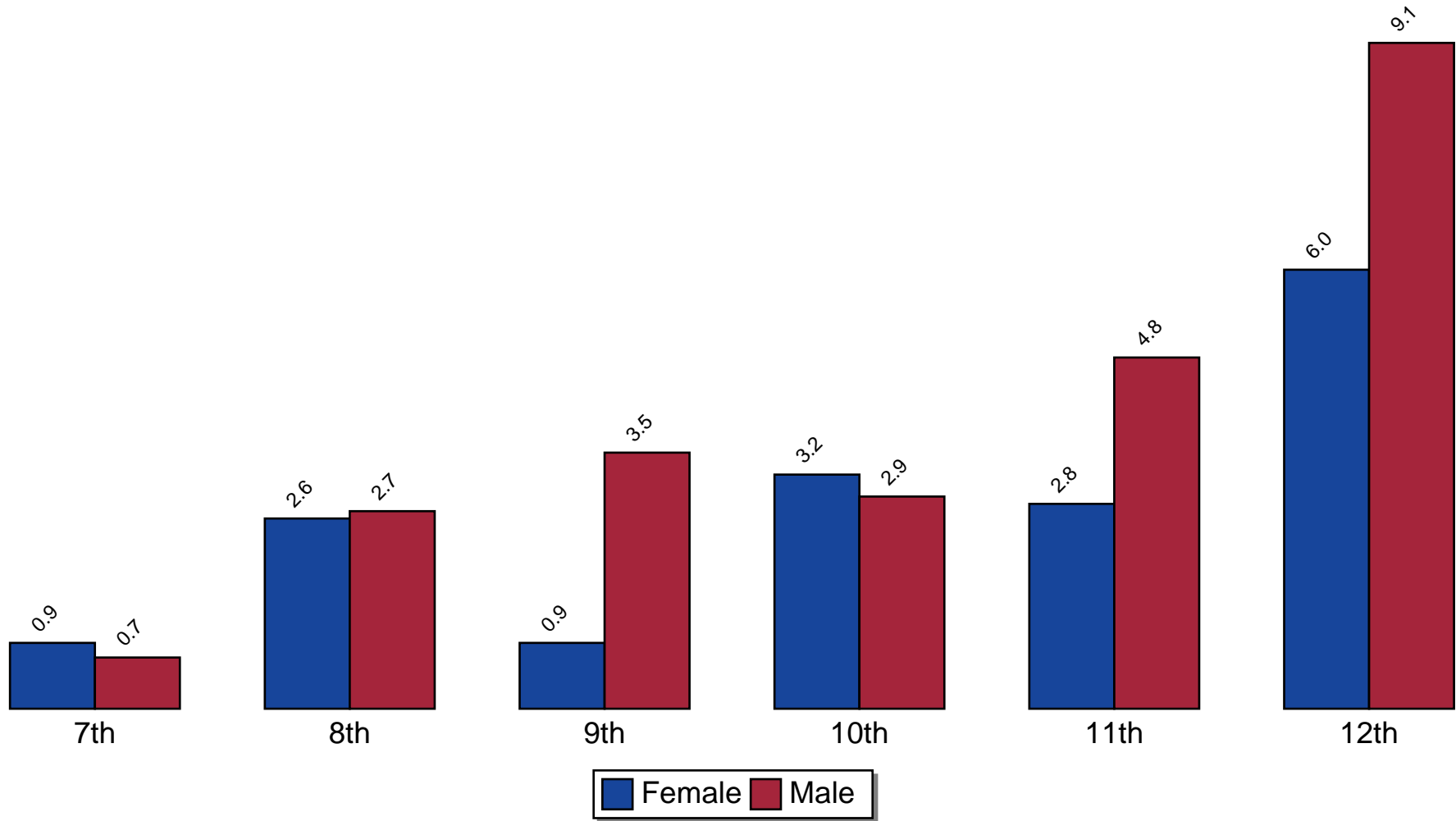


Source: Pride Surveys

## 6.6 Drug Use by Gender

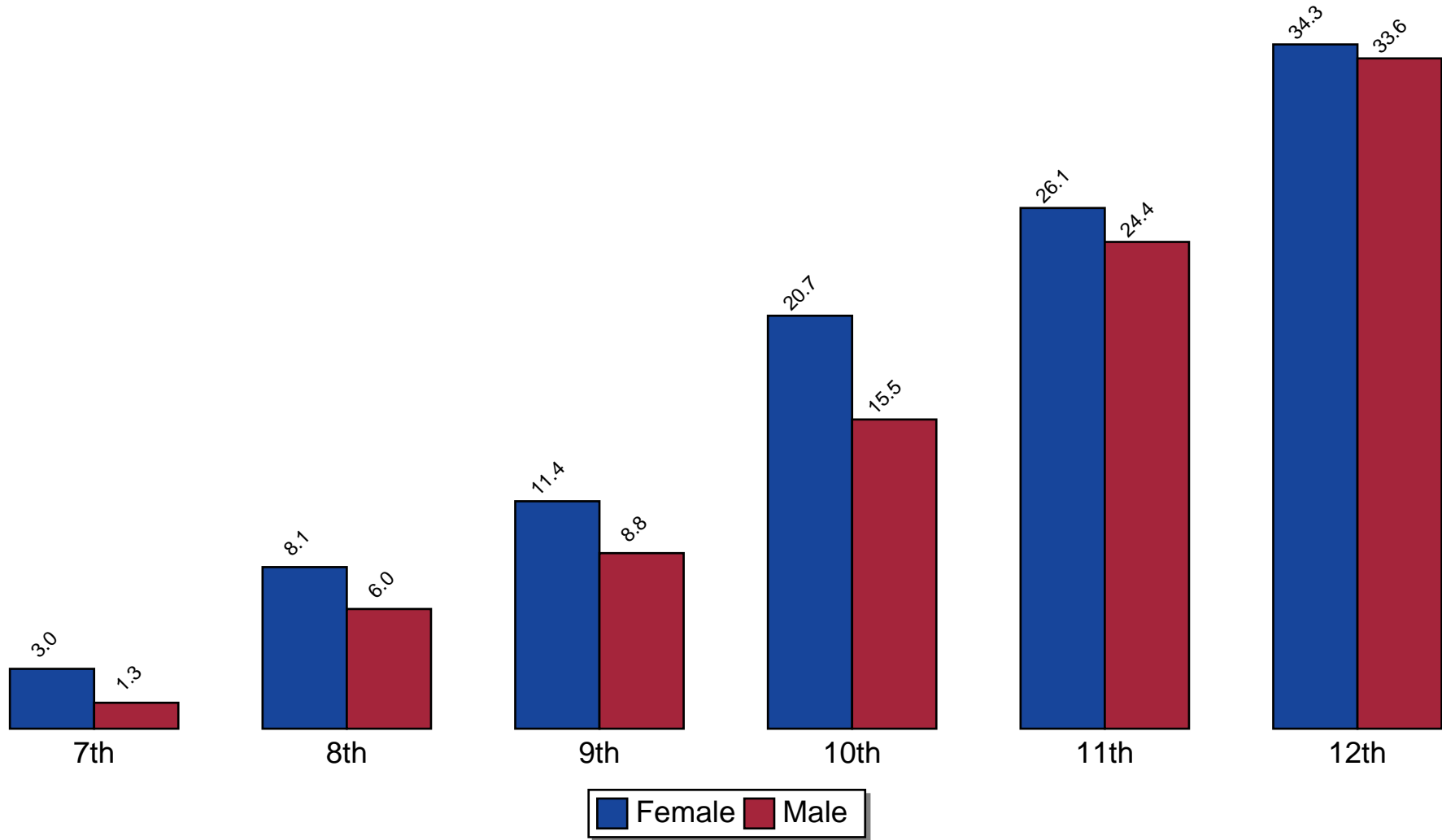


## Use of Cigarettes by Gender



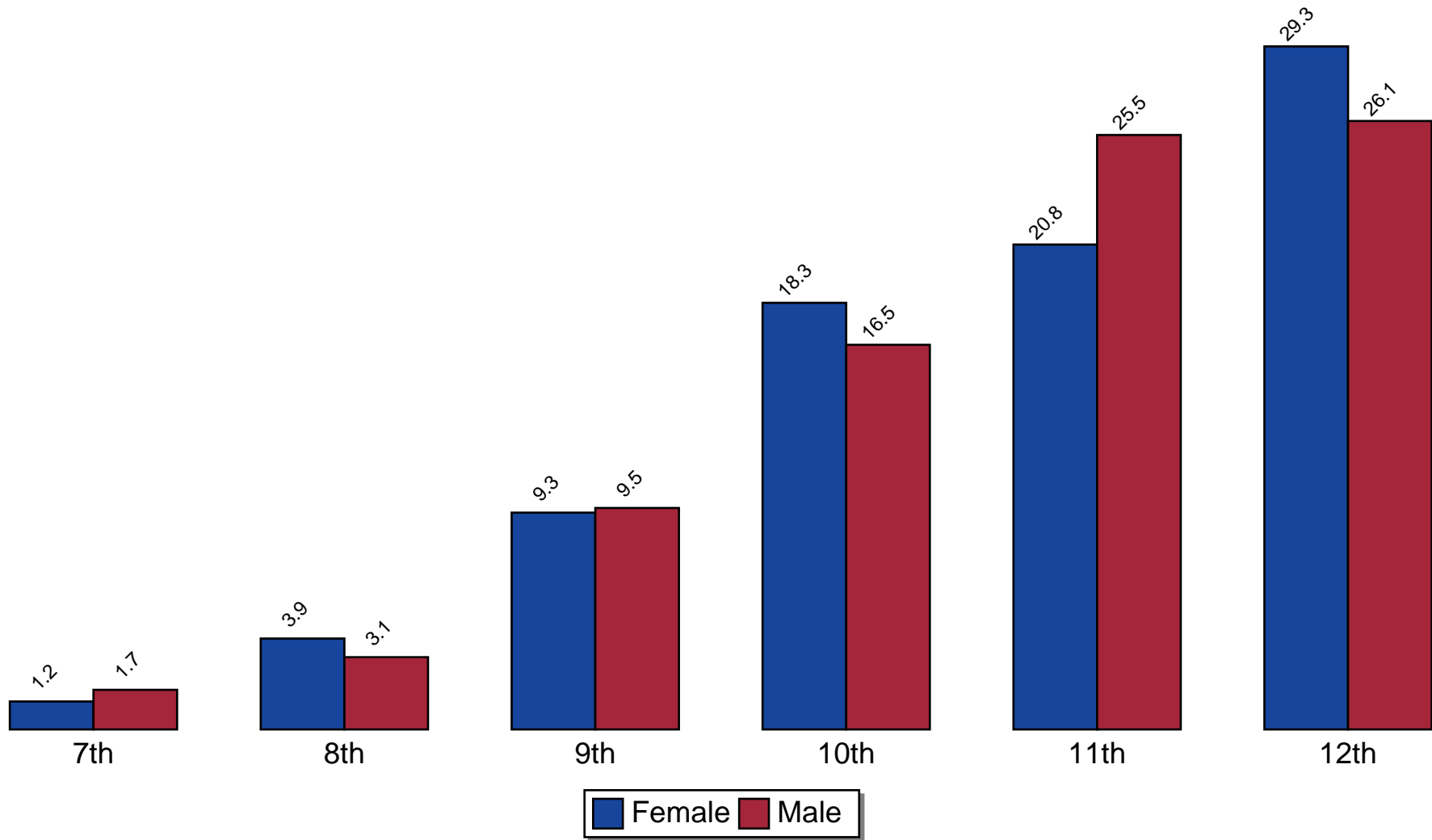
Source: Pride Surveys

## Use of Alcohol by Gender



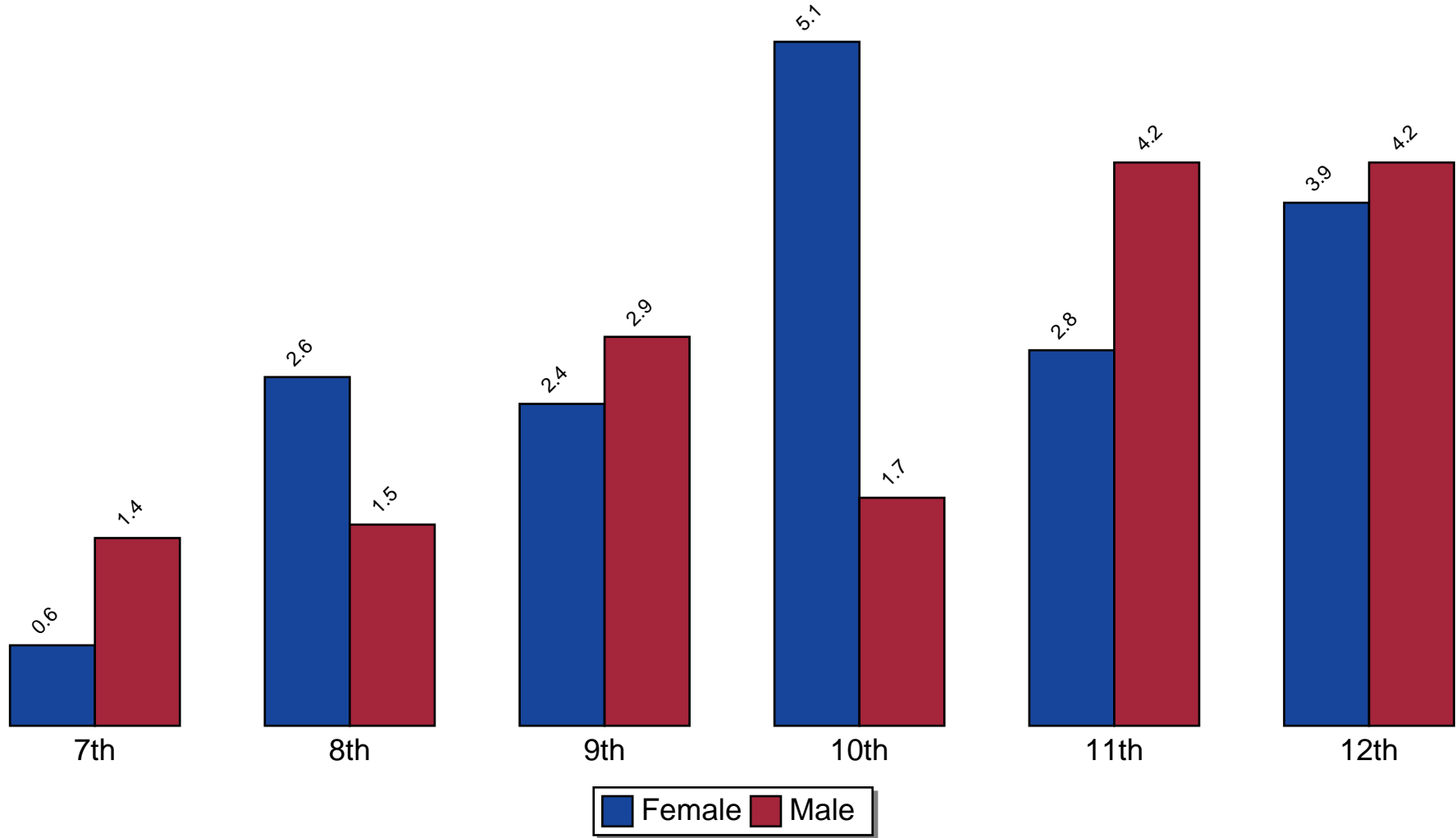
Source: Pride Surveys

## Use of Marijuana by Gender



Source: Pride Surveys

## Use of Prescription Drugs by Gender



Source: Pride Surveys

## Chapter 7

# Percentage Tables

This chapter contains your school survey results in tabular form. Each table corresponds to an item on the questionnaire. The tables contain percentage data by grade level, grades 6 through 8 combined, grades 9 through 12 combined, and all grades combined. The *N of Valid* column contains the number of students who responded to the question and the *N of Missing* column contains the number of students who did not respond to the question. The remaining columns contain the percentages of students responding to the particular response categories.

The percentage tables of the report appear in the same order as corresponding questions on the questionnaire. The Table of Contents contains the percentage tables by section and gives the page number where each section is located. The List of Tables contains the location of each individual table.

## 7.1 Demographics

Table 7.1: Age

| RESPONSE   | 7th  | 8th  | 9th  | 10th | 11th | 12th | 6-8th | 9-12th | TOTAL |
|------------|------|------|------|------|------|------|-------|--------|-------|
| 10         | 0.0  | 0.0  | 0.1  | 0.0  | 0.0  | 0.8  | 0.0   | 0.2    | 0.1   |
| 11         | 6.1  | 0.0  | 0.0  | 0.0  | 0.0  | 0.0  | 3.0   | 0.0    | 1.1   |
| 12         | 83.2 | 5.1  | 0.0  | 0.0  | 0.0  | 0.0  | 43.6  | 0.0    | 15.5  |
| 13         | 10.1 | 82.7 | 6.0  | 0.0  | 0.0  | 0.0  | 46.9  | 1.7    | 17.7  |
| 14         | 0.6  | 11.9 | 80.1 | 6.5  | 0.0  | 0.0  | 6.3   | 24.1   | 17.8  |
| 15         | 0.0  | 0.3  | 13.1 | 80.9 | 4.6  | 0.2  | 0.1   | 28.3   | 18.3  |
| 16         | 0.0  | 0.0  | 0.6  | 12.0 | 82.9 | 5.6  | 0.0   | 24.3   | 15.7  |
| 17         | 0.0  | 0.0  | 0.1  | 0.6  | 11.5 | 79.6 | 0.0   | 18.5   | 11.9  |
| 18         | 0.0  | 0.0  | 0.0  | 0.0  | 0.9  | 12.6 | 0.0   | 2.7    | 1.7   |
| 19+        | 0.0  | 0.0  | 0.0  | 0.0  | 0.2  | 1.2  | 0.0   | 0.3    | 0.2   |
| N of Valid | 672  | 689  | 688  | 722  | 585  | 486  | 1361  | 2481   | 3842  |
| N of Miss  | 6    | 0    | 0    | 0    | 0    | 1    | 6     | 1      | 7     |

Table 7.2: Sex

| RESPONSE   | 7th  | 8th  | 9th  | 10th | 11th | 12th | 6-8th | 9-12th | TOTAL |
|------------|------|------|------|------|------|------|-------|--------|-------|
| Female     | 52.8 | 47.2 | 51.7 | 48.9 | 49.3 | 48.7 | 50.0  | 49.7   | 49.8  |
| Male       | 47.2 | 52.8 | 48.3 | 51.1 | 50.7 | 51.3 | 50.0  | 50.3   | 50.2  |
| N of Valid | 665  | 671  | 673  | 709  | 582  | 483  | 1336  | 2447   | 3783  |
| N of Miss  | 13   | 18   | 15   | 13   | 3    | 4    | 31    | 35     | 66    |

Table 7.3: Race

| RESPONSE                  | 7th  | 8th  | 9th  | 10th | 11th | 12th | 6-8th | 9-12th | TOTAL |
|---------------------------|------|------|------|------|------|------|-------|--------|-------|
| White                     | 73.9 | 73.5 | 71.1 | 73.2 | 75.4 | 75.7 | 73.7  | 73.6   | 73.6  |
| African American          | 4.5  | 5.2  | 6.5  | 4.5  | 5.3  | 3.7  | 4.8   | 5.1    | 5.0   |
| Native American           | 1.9  | 1.3  | 1.8  | 1.0  | 0.5  | 0.4  | 1.6   | 1.0    | 1.2   |
| Spanish/Hispanic/Latino   | 2.5  | 3.2  | 3.6  | 2.4  | 2.1  | 1.9  | 2.9   | 2.5    | 2.6   |
| Asian or Pacific Islander | 4.9  | 4.4  | 7.0  | 7.5  | 6.9  | 7.7  | 4.7   | 7.3    | 6.4   |
| Other                     | 3.9  | 3.7  | 2.1  | 3.4  | 1.9  | 1.0  | 3.8   | 2.2    | 2.8   |
| Mixed Origin              | 8.5  | 8.7  | 7.9  | 8.1  | 7.9  | 9.6  | 8.6   | 8.3    | 8.4   |
| N of Valid                | 647  | 679  | 672  | 716  | 581  | 481  | 1326  | 2450   | 3776  |
| N of Miss                 | 31   | 10   | 16   | 6    | 4    | 6    | 41    | 32     | 73    |

Table 7.4: What is the language you use most often at home?

| RESPONSE         | 7th  | 8th  | 9th  | 10th | 11th | 12th | 6-8th | 9-12th | TOTAL |
|------------------|------|------|------|------|------|------|-------|--------|-------|
| English          | 95.6 | 95.6 | 93.6 | 94.2 | 96.0 | 93.7 | 95.6  | 94.4   | 94.8  |
| Spanish          | 0.6  | 1.2  | 1.9  | 1.4  | 0.2  | 1.0  | 0.9   | 1.2    | 1.1   |
| Another Language | 3.8  | 3.2  | 4.5  | 4.4  | 3.8  | 5.2  | 3.5   | 4.4    | 4.1   |
| N of Valid       | 656  | 680  | 673  | 709  | 576  | 479  | 1336  | 2437   | 3773  |
| N of Miss        | 22   | 9    | 15   | 13   | 9    | 8    | 31    | 45     | 76    |

## 7.2 Experiences at School

Table 7.5: Putting them all together, what were your grades like last year?

| RESPONSE   | 7th  | 8th  | 9th  | 10th | 11th | 12th | 6-8th | 9-12th | TOTAL |
|------------|------|------|------|------|------|------|-------|--------|-------|
| Mostly F's | 0.8  | 0.8  | 1.9  | 1.0  | 0.5  | 1.0  | 0.8   | 1.2    | 1.0   |
| Mostly D's | 1.9  | 2.4  | 2.4  | 1.4  | 3.7  | 1.5  | 2.2   | 2.2    | 2.2   |
| Mostly C's | 6.7  | 10.5 | 10.5 | 14.9 | 12.5 | 10.6 | 8.6   | 12.3   | 11.0  |
| Mostly B's | 33.5 | 32.1 | 27.7 | 36.2 | 37.4 | 39.2 | 32.8  | 34.7   | 34.1  |
| Mostly A's | 57.1 | 54.3 | 57.4 | 46.5 | 45.9 | 47.7 | 55.7  | 49.6   | 51.7  |
| N of Valid | 630  | 658  | 667  | 707  | 575  | 480  | 1288  | 2429   | 3717  |
| N of Miss  | 48   | 31   | 21   | 15   | 10   | 7    | 79    | 53     | 132   |

Table 7.6: During the LAST FOUR WEEKS, how many whole days have you missed because you skipped or "cut"?

| RESPONSE   | 7th  | 8th  | 9th  | 10th | 11th | 12th | 6-8th | 9-12th | TOTAL |
|------------|------|------|------|------|------|------|-------|--------|-------|
| None       | 77.9 | 85.0 | 87.8 | 86.6 | 84.2 | 80.7 | 81.5  | 85.2   | 83.9  |
| 1          | 9.8  | 5.6  | 5.3  | 5.9  | 7.1  | 7.6  | 7.7   | 6.3    | 6.8   |
| 2          | 5.0  | 3.7  | 3.4  | 2.8  | 2.2  | 4.9  | 4.3   | 3.2    | 3.6   |
| 3          | 2.9  | 1.9  | 1.0  | 2.8  | 2.2  | 1.4  | 2.4   | 1.9    | 2.1   |
| 4-5        | 3.5  | 2.5  | 1.0  | 1.1  | 2.6  | 2.3  | 3.0   | 1.7    | 2.1   |
| 6-10       | 0.9  | 1.0  | 0.7  | 0.4  | 0.9  | 1.0  | 1.0   | 0.7    | 0.8   |
| 11 or more | 0.2  | 0.3  | 0.7  | 0.4  | 0.9  | 2.1  | 0.2   | 0.9    | 0.7   |
| N of Valid | 664  | 681  | 681  | 716  | 581  | 486  | 1345  | 2464   | 3809  |
| N of Miss  | 14   | 8    | 7    | 6    | 4    | 1    | 22    | 18     | 40    |

Table 7.7: How often do you feel that the schoolwork you are assigned is meaningful and important?

| RESPONSE      | 7th  | 8th  | 9th  | 10th | 11th | 12th | 6-8th | 9-12th | TOTAL |
|---------------|------|------|------|------|------|------|-------|--------|-------|
| Almost always | 20.7 | 19.0 | 13.8 | 8.9  | 8.1  | 10.1 | 19.8  | 10.3   | 13.7  |
| Often         | 27.8 | 24.9 | 22.2 | 20.1 | 22.4 | 25.4 | 26.4  | 22.3   | 23.7  |
| Sometimes     | 34.0 | 37.7 | 37.8 | 43.0 | 40.9 | 43.1 | 35.9  | 41.1   | 39.2  |
| Seldom        | 10.3 | 9.6  | 15.5 | 18.0 | 20.5 | 15.5 | 9.9   | 17.4   | 14.8  |
| Never         | 7.2  | 8.8  | 10.6 | 9.9  | 8.1  | 6.0  | 8.0   | 8.9    | 8.6   |
| N of Valid    | 668  | 679  | 679  | 716  | 580  | 485  | 1347  | 2460   | 3807  |
| N of Miss     | 10   | 10   | 9    | 6    | 5    | 2    | 20    | 22     | 42    |



Table 7.8: How interesting are most of your courses to you?

| RESPONSE                         | 7th  | 8th  | 9th  | 10th | 11th | 12th | 6-8th | 9-12th | TOTAL |
|----------------------------------|------|------|------|------|------|------|-------|--------|-------|
| Very interesting and stimulating | 7.3  | 6.8  | 6.3  | 3.9  | 6.0  | 13.0 | 7.0   | 6.9    | 6.9   |
| Quite interesting                | 29.0 | 25.0 | 26.5 | 18.7 | 24.8 | 33.6 | 27.0  | 25.2   | 25.9  |
| Fairly interesting               | 42.1 | 42.0 | 36.8 | 44.6 | 41.1 | 35.7 | 42.0  | 39.9   | 40.6  |
| Slightly dull                    | 13.7 | 18.6 | 20.9 | 22.5 | 18.9 | 12.0 | 16.2  | 19.1   | 18.1  |
| Very dull                        | 7.9  | 7.7  | 9.4  | 10.2 | 9.1  | 5.8  | 7.8   | 8.9    | 8.5   |
| N of Valid                       | 658  | 679  | 679  | 715  | 581  | 485  | 1337  | 2460   | 3797  |
| N of Miss                        | 20   | 10   | 9    | 7    | 4    | 2    | 30    | 22     | 52    |

Table 7.9: How important do you think the things you are learning in school are going to be for your later life?

| RESPONSE             | 7th  | 8th  | 9th  | 10th | 11th | 12th | 6-8th | 9-12th | TOTAL |
|----------------------|------|------|------|------|------|------|-------|--------|-------|
| Very important       | 29.3 | 21.2 | 13.2 | 8.4  | 9.6  | 14.6 | 25.2  | 11.2   | 16.2  |
| Quite important      | 28.7 | 28.2 | 25.9 | 22.2 | 19.9 | 24.9 | 28.5  | 23.2   | 25.1  |
| Fairly important     | 22.5 | 27.6 | 30.0 | 33.1 | 36.6 | 34.2 | 25.1  | 33.3   | 30.4  |
| Slightly important   | 16.9 | 17.8 | 22.6 | 28.9 | 24.4 | 19.8 | 17.4  | 24.3   | 21.8  |
| Not at all important | 2.6  | 5.1  | 8.3  | 7.4  | 9.5  | 6.6  | 3.9   | 8.0    | 6.5   |
| N of Valid           | 662  | 680  | 676  | 713  | 582  | 486  | 1342  | 2457   | 3799  |
| N of Miss            | 16   | 9    | 12   | 9    | 3    | 1    | 25    | 25     | 50    |

Table 7.10: Now, thinking back over the past year in school, how often did you enjoy being in school?

| RESPONSE      | 7th  | 8th  | 9th  | 10th | 11th | 12th | 6-8th | 9-12th | TOTAL |
|---------------|------|------|------|------|------|------|-------|--------|-------|
| Never         | 5.3  | 6.9  | 7.9  | 10.2 | 8.6  | 6.4  | 6.1   | 8.4    | 7.6   |
| Seldom        | 9.8  | 13.1 | 11.6 | 14.3 | 18.3 | 15.1 | 11.4  | 14.7   | 13.5  |
| Sometimes     | 30.2 | 34.8 | 36.6 | 40.5 | 35.8 | 36.9 | 32.5  | 37.6   | 35.8  |
| Often         | 33.2 | 33.8 | 30.4 | 27.7 | 28.4 | 31.3 | 33.5  | 29.3   | 30.8  |
| Almost always | 21.6 | 11.5 | 13.4 | 7.4  | 8.9  | 10.4 | 16.5  | 10.0   | 12.3  |
| N of Valid    | 666  | 681  | 680  | 719  | 584  | 483  | 1347  | 2466   | 3813  |
| N of Miss     | 12   | 8    | 8    | 3    | 1    | 4    | 20    | 16     | 36    |

Table 7.11: Now, thinking back over the past year in school, how often did you hate being in school?

| RESPONSE      | 7th  | 8th  | 9th  | 10th | 11th | 12th | 6-8th | 9-12th | TOTAL |
|---------------|------|------|------|------|------|------|-------|--------|-------|
| Never         | 18.5 | 12.9 | 8.9  | 6.1  | 9.1  | 9.4  | 15.6  | 8.2    | 10.8  |
| Seldom        | 32.5 | 25.8 | 26.9 | 22.3 | 23.7 | 27.5 | 29.1  | 24.9   | 26.4  |
| Sometimes     | 26.5 | 33.3 | 34.3 | 35.5 | 34.0 | 36.7 | 29.9  | 35.0   | 33.2  |
| Often         | 16.0 | 18.1 | 19.9 | 23.5 | 22.8 | 17.1 | 17.1  | 21.1   | 19.7  |
| Almost always | 6.5  | 9.9  | 10.0 | 12.6 | 10.5 | 9.4  | 8.2   | 10.7   | 9.8   |
| N of Valid    | 661  | 675  | 683  | 716  | 583  | 480  | 1336  | 2462   | 3798  |
| N of Miss     | 17   | 14   | 5    | 6    | 2    | 7    | 31    | 20     | 51    |

Table 7.12: Now, thinking back over the past year in school, how often did you try to do your best work in school?

| RESPONSE      | 7th  | 8th  | 9th  | 10th | 11th | 12th | 6-8th | 9-12th | TOTAL |
|---------------|------|------|------|------|------|------|-------|--------|-------|
| Never         | 0.9  | 0.7  | 1.3  | 1.0  | 0.7  | 0.8  | 0.8   | 1.0    | 0.9   |
| Seldom        | 1.7  | 2.9  | 3.2  | 3.6  | 4.3  | 4.1  | 2.3   | 3.8    | 3.3   |
| Sometimes     | 6.3  | 9.4  | 12.7 | 15.7 | 14.0 | 15.7 | 7.9   | 14.5   | 12.2  |
| Often         | 27.9 | 32.4 | 31.0 | 35.7 | 39.2 | 35.6 | 30.2  | 35.2   | 33.4  |
| Almost always | 63.2 | 54.6 | 51.8 | 44.0 | 41.8 | 43.7 | 58.8  | 45.6   | 50.2  |
| N of Valid    | 655  | 680  | 684  | 718  | 584  | 483  | 1335  | 2469   | 3804  |
| N of Miss     | 23   | 9    | 4    | 4    | 1    | 4    | 32    | 13     | 45    |

Table 7.13: In my school, students have lots of chances to help decide things like class activities and rules.

| RESPONSE   | 7th  | 8th  | 9th  | 10th | 11th | 12th | 6-8th | 9-12th | TOTAL |
|------------|------|------|------|------|------|------|-------|--------|-------|
| NO!        | 7.1  | 11.2 | 10.2 | 12.7 | 13.1 | 13.3 | 9.2   | 12.2   | 11.1  |
| no         | 33.3 | 38.7 | 38.0 | 41.7 | 38.7 | 38.7 | 36.0  | 39.4   | 38.2  |
| yes        | 47.6 | 43.4 | 43.6 | 38.2 | 39.2 | 37.5 | 45.4  | 39.8   | 41.8  |
| YES!       | 12.0 | 6.8  | 8.2  | 7.4  | 9.0  | 10.6 | 9.3   | 8.6    | 8.9   |
| N of Valid | 660  | 680  | 679  | 717  | 581  | 483  | 1340  | 2460   | 3800  |
| N of Miss  | 18   | 9    | 9    | 5    | 4    | 4    | 27    | 22     | 49    |

Table 7.14: Teachers ask me to work on special classroom projects.

| RESPONSE   | 7th  | 8th  | 9th  | 10th | 11th | 12th | 6-8th | 9-12th | TOTAL |  |
|------------|------|------|------|------|------|------|-------|--------|-------|--|
| NO!        | 11.1 | 12.0 | 16.7 | 16.5 | 19.0 | 18.9 | 11.6  | 17.6   | 15.5  |  |
| no         | 45.5 | 49.0 | 51.3 | 48.9 | 52.1 | 44.1 | 47.3  | 49.4   | 48.7  |  |
| yes        | 36.2 | 32.8 | 28.5 | 30.7 | 25.6 | 30.3 | 34.5  | 28.8   | 30.8  |  |
| YES!       | 7.2  | 6.1  | 3.5  | 3.8  | 3.3  | 6.7  | 6.7   | 4.2    | 5.0   |  |
| N of Valid | 640  | 667  | 677  | 709  | 578  | 476  | 1307  | 2440   | 3747  |  |
| N of Miss  | 38   | 22   | 11   | 13   | 7    | 11   | 60    | 42     | 102   |  |

Table 7.15: My teacher(s) notices when I am doing a good job and lets me know about it.

| RESPONSE   | 7th  | 8th  | 9th  | 10th | 11th | 12th | 6-8th | 9-12th | TOTAL |  |
|------------|------|------|------|------|------|------|-------|--------|-------|--|
| NO!        | 3.9  | 5.6  | 6.4  | 8.3  | 7.2  | 7.9  | 4.8   | 7.4    | 6.5   |  |
| no         | 22.5 | 23.3 | 26.1 | 28.5 | 26.7 | 24.9 | 22.9  | 26.7   | 25.4  |  |
| yes        | 52.3 | 52.3 | 53.0 | 51.4 | 54.6 | 52.6 | 52.3  | 52.8   | 52.6  |  |
| YES!       | 21.3 | 18.7 | 14.5 | 11.8 | 11.5 | 14.6 | 20.0  | 13.0   | 15.5  |  |
| N of Valid | 662  | 673  | 677  | 712  | 581  | 481  | 1335  | 2451   | 3786  |  |
| N of Miss  | 16   | 16   | 11   | 10   | 4    | 6    | 32    | 31     | 63    |  |

Table 7.16: There are lots of chances for students in my school to get involved in sports, clubs, and other school activities outside of class.

| RESPONSE   | 7th  | 8th  | 9th  | 10th | 11th | 12th | 6-8th | 9-12th | TOTAL |  |
|------------|------|------|------|------|------|------|-------|--------|-------|--|
| NO!        | 0.9  | 1.8  | 1.3  | 1.5  | 1.5  | 2.3  | 1.3   | 1.6    | 1.5   |  |
| no         | 4.7  | 4.0  | 2.8  | 4.5  | 2.2  | 4.4  | 4.3   | 3.5    | 3.8   |  |
| yes        | 25.3 | 30.6 | 28.3 | 33.4 | 26.6 | 31.4 | 27.9  | 30.0   | 29.3  |  |
| YES!       | 69.2 | 63.6 | 67.5 | 60.6 | 69.6 | 62.0 | 66.4  | 64.9   | 65.4  |  |
| N of Valid | 665  | 674  | 681  | 716  | 582  | 481  | 1339  | 2460   | 3799  |  |
| N of Miss  | 13   | 15   | 7    | 6    | 3    | 6    | 28    | 22     | 50    |  |

Table 7.17: There are lots of chances for students in my school to talk with a teacher one-on-one.

| RESPONSE   | 7th  | 8th  | 9th  | 10th | 11th | 12th | 6-8th | 9-12th | TOTAL |  |
|------------|------|------|------|------|------|------|-------|--------|-------|--|
| NO!        | 3.0  | 3.0  | 2.9  | 2.8  | 2.1  | 2.5  | 3.0   | 2.6    | 2.8   |  |
| no         | 14.1 | 20.2 | 17.1 | 15.4 | 13.6 | 11.6 | 17.2  | 14.7   | 15.6  |  |
| yes        | 49.7 | 50.8 | 49.6 | 54.7 | 50.4 | 47.7 | 50.3  | 50.9   | 50.7  |  |
| YES!       | 33.2 | 26.0 | 30.3 | 27.0 | 33.9 | 38.2 | 29.6  | 31.8   | 31.0  |  |
| N of Valid | 660  | 673  | 679  | 707  | 581  | 476  | 1333  | 2443   | 3776  |  |
| N of Miss  | 18   | 16   | 9    | 15   | 4    | 11   | 34    | 39     | 73    |  |

Table 7.18: I feel safe at my school.

| RESPONSE   | 7th  | 8th  | 9th  | 10th | 11th | 12th | 6-8th | 9-12th | TOTAL |  |
|------------|------|------|------|------|------|------|-------|--------|-------|--|
| NO!        | 3.3  | 5.9  | 6.3  | 9.4  | 7.5  | 5.7  | 4.6   | 7.4    | 6.4   |  |
| no         | 10.2 | 14.0 | 18.2 | 18.0 | 15.1 | 11.8 | 12.1  | 16.2   | 14.7  |  |
| yes        | 46.3 | 49.8 | 54.6 | 54.4 | 55.5 | 55.5 | 48.1  | 54.9   | 52.5  |  |
| YES!       | 40.2 | 30.3 | 20.9 | 18.2 | 21.9 | 27.0 | 35.2  | 21.5   | 26.4  |  |
| N of Valid | 657  | 664  | 670  | 699  | 571  | 474  | 1321  | 2414   | 3735  |  |
| N of Miss  | 21   | 25   | 18   | 23   | 14   | 13   | 46    | 68     | 114   |  |

Table 7.19: The school lets my parents know when I have done something well.

| RESPONSE   | 7th  | 8th  | 9th  | 10th | 11th | 12th | 6-8th | 9-12th | TOTAL |  |
|------------|------|------|------|------|------|------|-------|--------|-------|--|
| NO!        | 12.8 | 19.8 | 23.0 | 23.9 | 26.7 | 25.1 | 16.3  | 24.5   | 21.7  |  |
| no         | 34.6 | 38.1 | 42.4 | 47.2 | 44.3 | 47.6 | 36.4  | 45.3   | 42.1  |  |
| yes        | 38.3 | 30.8 | 26.2 | 25.1 | 22.6 | 21.7 | 34.5  | 24.1   | 27.8  |  |
| YES!       | 14.3 | 11.3 | 8.4  | 3.8  | 6.4  | 5.7  | 12.8  | 6.1    | 8.4   |  |
| N of Valid | 650  | 672  | 679  | 710  | 580  | 475  | 1322  | 2444   | 3766  |  |
| N of Miss  | 28   | 17   | 9    | 12   | 5    | 12   | 45    | 38     | 83    |  |

Table 7.20: My teachers praise me when I work hard in school.





| RESPONSE   | 7th  | 8th  | 9th  | 10th | 11th | 12th | 6-8th | 9-12th | TOTAL |                                                                                     |
|------------|------|------|------|------|------|------|-------|--------|-------|-------------------------------------------------------------------------------------|
| NO!        | 8.9  | 10.9 | 13.3 | 12.6 | 15.2 | 13.1 | 9.9   | 13.5   | 12.2  |  |
| no         | 34.0 | 38.0 | 39.8 | 41.2 | 38.9 | 36.8 | 36.1  | 39.4   | 38.2  |  |
| yes        | 45.9 | 41.5 | 38.7 | 39.1 | 36.4 | 39.2 | 43.6  | 38.4   | 40.2  |  |
| YES!       | 11.2 | 9.6  | 8.2  | 7.2  | 9.5  | 10.9 | 10.4  | 8.8    | 9.3   |  |
| N of Valid | 641  | 668  | 671  | 709  | 579  | 475  | 1309  | 2434   | 3743  |                                                                                     |
| N of Miss  | 37   | 21   | 17   | 13   | 6    | 12   | 58    | 48     | 106   |                                                                                     |

Table 7.21: Are your school grades better than the grades of most students in your class?









| RESPONSE   | 7th  | 8th  | 9th  | 10th | 11th | 12th | 6-8th | 9-12th | TOTAL |                                                                                     |
|------------|------|------|------|------|------|------|-------|--------|-------|-------------------------------------------------------------------------------------|
| NO!        | 8.8  | 9.0  | 8.1  | 8.9  | 10.1 | 8.2  | 8.9   | 8.8    | 8.8   |  |
| no         | 25.9 | 24.8 | 27.8 | 30.6 | 31.4 | 27.1 | 25.3  | 29.3   | 27.9  |  |
| yes        | 48.1 | 46.1 | 47.2 | 45.9 | 44.3 | 46.2 | 47.1  | 45.9   | 46.3  |  |
| YES!       | 17.3 | 20.1 | 16.9 | 14.7 | 14.1 | 18.5 | 18.7  | 15.9   | 16.9  |  |
| N of Valid | 626  | 657  | 669  | 700  | 573  | 476  | 1283  | 2418   | 3701  |                                                                                     |
| N of Miss  | 52   | 32   | 19   | 22   | 12   | 11   | 84    | 64     | 148   |                                                                                     |

Table 7.22: I have lots of chances to be part of class discussions or activities.

| RESPONSE   | 7th  | 8th  | 9th  | 10th | 11th | 12th | 6-8th | 9-12th | TOTAL |                                                                                       |
|------------|------|------|------|------|------|------|-------|--------|-------|---------------------------------------------------------------------------------------|
| NO!        | 1.7  | 2.5  | 2.1  | 2.1  | 1.0  | 2.1  | 2.1   | 1.8    | 1.9   |  |
| no         | 11.3 | 11.6 | 10.8 | 11.1 | 9.8  | 7.9  | 11.4  | 10.1   | 10.6  |  |
| yes        | 52.3 | 53.9 | 59.9 | 65.4 | 63.1 | 55.4 | 53.1  | 61.4   | 58.5  |  |
| YES!       | 34.8 | 32.0 | 27.3 | 21.5 | 26.1 | 34.5 | 33.4  | 26.7   | 29.0  |  |
| N of Valid | 656  | 672  | 675  | 713  | 583  | 478  | 1328  | 2449   | 3777  |                                                                                       |
| N of Miss  | 22   | 17   | 13   | 9    | 2    | 9    | 39    | 33     | 72    |                                                                                       |

### 7.3 Feelings and Experiences In Other Parts of Life

Table 7.23: Think of your four best friends. In the past year, how many of your best friends have smoked cigarettes?

| RESPONSE   | 7th  | 8th  | 9th  | 10th | 11th | 12th | 6-8th | 9-12th | TOTAL |  |
|------------|------|------|------|------|------|------|-------|--------|-------|--|
| None       | 92.9 | 88.1 | 86.3 | 79.7 | 83.2 | 69.7 | 90.5  | 80.4   | 84.0  |  |
| 1          | 4.1  | 7.4  | 7.6  | 9.8  | 8.2  | 16.8 | 5.8   | 10.2   | 8.7   |  |
| 2          | 1.4  | 2.1  | 3.4  | 4.6  | 4.8  | 6.4  | 1.7   | 4.7    | 3.6   |  |
| 3          | 0.3  | 1.2  | 1.3  | 2.5  | 1.4  | 2.7  | 0.7   | 2.0    | 1.5   |  |
| 4          | 1.4  | 1.2  | 1.3  | 3.2  | 2.4  | 4.4  | 1.3   | 2.7    | 2.2   |  |
| N of Valid | 661  | 674  | 680  | 711  | 582  | 482  | 1335  | 2455   | 3790  |  |
| N of Miss  | 17   | 15   | 8    | 11   | 3    | 5    | 32    | 27     | 59    |  |

Table 7.24: Think of your four best friends. In the past year, how many of your best friends have tried beer, wine or hard liquor when their parents didn't know about it?

| RESPONSE   | 7th  | 8th  | 9th  | 10th | 11th | 12th | 6-8th | 9-12th | TOTAL |  |
|------------|------|------|------|------|------|------|-------|--------|-------|--|
| None       | 90.0 | 79.6 | 68.2 | 52.3 | 46.0 | 38.3 | 84.7  | 52.4   | 63.8  |  |
| 1          | 6.2  | 10.7 | 12.9 | 14.0 | 14.3 | 11.5 | 8.5   | 13.3   | 11.6  |  |
| 2          | 2.1  | 4.9  | 8.1  | 12.2 | 11.9 | 16.1 | 3.5   | 11.8   | 8.9   |  |
| 3          | 0.8  | 2.4  | 4.6  | 6.8  | 10.2 | 9.4  | 1.6   | 7.5    | 5.4   |  |
| 4          | 0.9  | 2.4  | 6.2  | 14.7 | 17.7 | 24.7 | 1.7   | 15.0   | 10.3  |  |
| N of Valid | 660  | 670  | 676  | 706  | 581  | 478  | 1330  | 2441   | 3771  |  |
| N of Miss  | 18   | 19   | 12   | 16   | 4    | 9    | 37    | 41     | 78    |  |

Table 7.25: Think of your four best friends. In the past year, how many of your best friends have used marijuana?

| RESPONSE   | 7th  | 8th  | 9th  | 10th | 11th | 12th | 6-8th | 9-12th | TOTAL |  |
|------------|------|------|------|------|------|------|-------|--------|-------|--|
| None       | 93.6 | 83.2 | 67.8 | 51.4 | 43.8 | 37.9 | 88.4  | 51.4   | 64.5  |  |
| 1          | 4.1  | 7.4  | 12.3 | 16.4 | 14.0 | 14.5 | 5.8   | 14.3   | 11.3  |  |
| 2          | 1.2  | 2.6  | 8.4  | 7.9  | 9.8  | 13.3 | 1.9   | 9.6    | 6.9   |  |
| 3          | 0.5  | 3.8  | 3.6  | 7.2  | 10.0 | 12.0 | 2.1   | 7.8    | 5.8   |  |
| 4          | 0.6  | 3.0  | 7.9  | 17.0 | 22.4 | 22.3 | 1.8   | 16.8   | 11.5  |  |
| N of Valid | 659  | 662  | 667  | 706  | 580  | 475  | 1321  | 2428   | 3749  |  |
| N of Miss  | 19   | 27   | 21   | 16   | 5    | 12   | 46    | 54     | 100   |  |

Table 7.26: Think of your four best friends. In the past year, how many of your best friends have used LSD, cocaine, amphetamines, or other illegal drugs?

| RESPONSE   | 7th  | 8th  | 9th  | 10th | 11th | 12th | 6-8th | 9-12th | TOTAL |
|------------|------|------|------|------|------|------|-------|--------|-------|
| None       | 98.5 | 95.7 | 91.7 | 85.9 | 84.7 | 79.9 | 97.1  | 86.1   | 89.9  |
| 1          | 1.1  | 1.9  | 5.3  | 8.0  | 8.2  | 11.1 | 1.5   | 7.9    | 5.7   |
| 2          | 0.2  | 1.6  | 1.9  | 2.4  | 2.6  | 3.3  | 0.9   | 2.5    | 1.9   |
| 3          | 0.2  | 0.7  | 0.3  | 1.5  | 1.0  | 2.3  | 0.5   | 1.2    | 1.0   |
| 4          | 0.2  | 0.0  | 0.7  | 2.1  | 3.4  | 3.3  | 0.1   | 2.3    | 1.5   |
| N of Valid | 658  | 673  | 677  | 710  | 583  | 478  | 1331  | 2448   | 3779  |
| N of Miss  | 20   | 16   | 11   | 12   | 2    | 9    | 36    | 34     | 70    |

Table 7.27: Think of your four best friends. In the past year, how many of your best friends have been suspended from school?

| RESPONSE   | 7th  | 8th  | 9th  | 10th | 11th | 12th | 6-8th | 9-12th | TOTAL |
|------------|------|------|------|------|------|------|-------|--------|-------|
| None       | 83.6 | 79.3 | 81.5 | 80.0 | 86.1 | 85.9 | 81.4  | 83.0   | 82.5  |
| 1          | 11.7 | 13.1 | 9.7  | 12.6 | 8.4  | 8.3  | 12.4  | 10.0   | 10.8  |
| 2          | 2.7  | 4.2  | 4.5  | 3.9  | 2.9  | 3.5  | 3.5   | 3.8    | 3.7   |
| 3          | 0.6  | 1.2  | 1.3  | 1.4  | 1.2  | 1.2  | 0.9   | 1.3    | 1.2   |
| 4          | 1.4  | 2.2  | 3.0  | 2.1  | 1.4  | 1.0  | 1.8   | 2.0    | 1.9   |
| N of Valid | 658  | 670  | 672  | 714  | 583  | 481  | 1328  | 2450   | 3778  |
| N of Miss  | 20   | 19   | 16   | 8    | 2    | 6    | 39    | 32     | 71    |

Table 7.28: Think of your four best friends. In the past year, how many of your best friends have carried a handgun?

| RESPONSE   | 7th  | 8th  | 9th  | 10th | 11th | 12th | 6-8th | 9-12th | TOTAL |
|------------|------|------|------|------|------|------|-------|--------|-------|
| None       | 96.8 | 96.4 | 95.0 | 95.9 | 95.9 | 94.2 | 96.6  | 95.3   | 95.8  |
| 1          | 1.5  | 2.1  | 3.7  | 2.0  | 2.1  | 3.8  | 1.8   | 2.8    | 2.5   |
| 2          | 0.5  | 0.7  | 0.4  | 1.4  | 1.0  | 1.0  | 0.6   | 1.0    | 0.8   |
| 3          | 0.5  | 0.4  | 0.1  | 0.0  | 0.3  | 0.4  | 0.5   | 0.2    | 0.3   |
| 4          | 0.8  | 0.3  | 0.7  | 0.7  | 0.7  | 0.6  | 0.5   | 0.7    | 0.6   |
| N of Valid | 661  | 669  | 675  | 707  | 584  | 480  | 1330  | 2446   | 3776  |
| N of Miss  | 17   | 20   | 13   | 15   | 1    | 7    | 37    | 36     | 73    |

Table 7.29: Think of your four best friends. In the past year, how many of your best friends have sold illegal drugs?






| RESPONSE   | 7th  | 8th  | 9th  | 10th | 11th | 12th | 6-8th | 9-12th | TOTAL |                                                                                     |
|------------|------|------|------|------|------|------|-------|--------|-------|-------------------------------------------------------------------------------------|
| None       | 98.6 | 96.9 | 92.1 | 86.2 | 83.8 | 82.5 | 97.7  | 86.5   | 90.5  |  |
| 1          | 0.9  | 2.2  | 5.3  | 8.1  | 9.3  | 9.4  | 1.6   | 7.9    | 5.7   |  |
| 2          | 0.2  | 0.6  | 1.3  | 3.0  | 2.9  | 4.4  | 0.4   | 2.8    | 1.9   |  |
| 3          | 0.0  | 0.1  | 0.4  | 0.9  | 1.4  | 1.3  | 0.1   | 0.9    | 0.6   |  |
| 4          | 0.3  | 0.1  | 0.7  | 1.9  | 2.6  | 2.5  | 0.2   | 1.8    | 1.3   |  |
| N of Valid | 657  | 671  | 673  | 701  | 580  | 479  | 1328  | 2433   | 3761  |                                                                                     |
| N of Miss  | 21   | 18   | 15   | 21   | 5    | 8    | 39    | 49     | 88    |                                                                                     |

Table 7.30: Think of your four best friends. In the past year, how many of your best friends have stolen or tried to steal a motor vehicle such as a car or motorcycle?






| RESPONSE   | 7th  | 8th  | 9th  | 10th | 11th | 12th | 6-8th | 9-12th | TOTAL |                                                                                     |
|------------|------|------|------|------|------|------|-------|--------|-------|-------------------------------------------------------------------------------------|
| None       | 98.9 | 98.2 | 97.5 | 96.6 | 98.3 | 96.7 | 98.6  | 97.3   | 97.7  |  |
| 1          | 0.8  | 1.0  | 1.5  | 2.5  | 1.0  | 2.3  | 0.9   | 1.8    | 1.5   |  |
| 2          | 0.2  | 0.6  | 0.6  | 0.3  | 0.7  | 0.4  | 0.4   | 0.5    | 0.4   |  |
| 3          | 0.2  | 0.1  | 0.1  | 0.3  | 0.0  | 0.2  | 0.1   | 0.2    | 0.2   |  |
| 4          | 0.0  | 0.0  | 0.3  | 0.3  | 0.0  | 0.4  | 0.0   | 0.2    | 0.2   |  |
| N of Valid | 664  | 672  | 678  | 710  | 581  | 481  | 1336  | 2450   | 3786  |                                                                                     |
| N of Miss  | 14   | 17   | 10   | 12   | 4    | 6    | 31    | 32     | 63    |                                                                                     |

Table 7.31: Think of your four best friends. In the past year, how many of your best friends have been arrested?






| RESPONSE   | 7th  | 8th  | 9th  | 10th | 11th | 12th | 6-8th | 9-12th | TOTAL |                                                                                       |
|------------|------|------|------|------|------|------|-------|--------|-------|---------------------------------------------------------------------------------------|
| None       | 99.2 | 96.7 | 95.0 | 94.2 | 94.3 | 90.6 | 98.0  | 93.8   | 95.2  |  |
| 1          | 0.6  | 2.8  | 3.1  | 4.1  | 4.1  | 6.5  | 1.7   | 4.3    | 3.4   |  |
| 2          | 0.0  | 0.3  | 1.2  | 0.8  | 1.4  | 1.5  | 0.2   | 1.2    | 0.8   |  |
| 3          | 0.0  | 0.0  | 0.3  | 0.3  | 0.0  | 1.0  | 0.0   | 0.4    | 0.2   |  |
| 4          | 0.2  | 0.1  | 0.4  | 0.6  | 0.2  | 0.4  | 0.2   | 0.4    | 0.3   |  |
| N of Valid | 662  | 667  | 675  | 710  | 583  | 480  | 1329  | 2448   | 3777  |                                                                                       |
| N of Miss  | 16   | 22   | 13   | 12   | 2    | 7    | 38    | 34     | 72    |                                                                                       |



Table 7.32: Think of your four best friends. In the past year, how many of your best friends have dropped out of school?

| RESPONSE   | 7th  | 8th  | 9th  | 10th | 11th | 12th | 6-8th | 9-12th | TOTAL |  |
|------------|------|------|------|------|------|------|-------|--------|-------|--|
| None       | 98.2 | 98.2 | 97.2 | 97.9 | 94.0 | 94.0 | 98.2  | 96.0   | 96.8  |  |
| 1          | 1.5  | 1.5  | 1.6  | 1.7  | 5.3  | 4.0  | 1.5   | 3.0    | 2.5   |  |
| 2          | 0.2  | 0.3  | 0.6  | 0.1  | 0.3  | 1.0  | 0.2   | 0.5    | 0.4   |  |
| 3          | 0.0  | 0.0  | 0.3  | 0.1  | 0.2  | 0.6  | 0.0   | 0.3    | 0.2   |  |
| 4          | 0.2  | 0.0  | 0.3  | 0.1  | 0.2  | 0.4  | 0.1   | 0.2    | 0.2   |  |
| N of Valid | 660  | 670  | 676  | 709  | 581  | 480  | 1330  | 2446   | 3776  |  |
| N of Miss  | 18   | 19   | 12   | 13   | 4    | 7    | 37    | 36     | 73    |  |

Table 7.33: Think of your four best friends. In the past year, how many of your best friends have been members of a gang?

| RESPONSE   | 7th  | 8th  | 9th  | 10th | 11th | 12th | 6-8th | 9-12th | TOTAL |  |
|------------|------|------|------|------|------|------|-------|--------|-------|--|
| None       | 97.6 | 96.2 | 94.8 | 96.4 | 95.5 | 95.2 | 96.9  | 95.5   | 96.0  |  |
| 1          | 1.2  | 1.8  | 2.2  | 1.5  | 1.5  | 1.9  | 1.5   | 1.8    | 1.7   |  |
| 2          | 0.3  | 0.8  | 0.3  | 0.8  | 0.2  | 0.8  | 0.5   | 0.5    | 0.5   |  |
| 3          | 0.0  | 0.5  | 0.3  | 0.4  | 0.3  | 0.6  | 0.2   | 0.4    | 0.3   |  |
| 4          | 0.9  | 0.8  | 2.4  | 0.8  | 2.4  | 1.5  | 0.8   | 1.8    | 1.4   |  |
| N of Valid | 662  | 662  | 678  | 713  | 584  | 480  | 1324  | 2455   | 3779  |  |
| N of Miss  | 16   | 27   | 10   | 9    | 1    | 7    | 43    | 27     | 70    |  |

Table 7.34: What are the chances you would be seen as cool if you smoked cigarettes?

| RESPONSE                 | 7th  | 8th  | 9th  | 10th | 11th | 12th | 6-8th | 9-12th | TOTAL |  |
|--------------------------|------|------|------|------|------|------|-------|--------|-------|--|
| No or very little chance | 85.7 | 77.0 | 77.1 | 75.9 | 81.1 | 75.7 | 81.3  | 77.4   | 78.8  |  |
| Little chance            | 9.9  | 13.2 | 15.3 | 13.4 | 15.0 | 15.2 | 11.6  | 14.7   | 13.6  |  |
| Some chance              | 2.7  | 5.8  | 6.2  | 6.6  | 3.4  | 4.6  | 4.3   | 5.3    | 5.0   |  |
| Pretty good chance       | 1.1  | 2.4  | 0.7  | 2.8  | 0.2  | 1.5  | 1.7   | 1.3    | 1.5   |  |
| Very good chance         | 0.6  | 1.6  | 0.7  | 1.3  | 0.3  | 3.1  | 1.1   | 1.3    | 1.2   |  |
| N of Valid               | 657  | 674  | 680  | 714  | 581  | 481  | 1331  | 2456   | 3787  |  |
| N of Miss                | 21   | 15   | 8    | 8    | 4    | 6    | 36    | 26     | 62    |  |

Table 7.35: What are the chances you would be seen as cool if you began drinking alcoholic beverages regularly, that is, at least once or twice a month?

| RESPONSE                 | 7th  | 8th  | 9th  | 10th | 11th | 12th | 6-8th | 9-12th | TOTAL |  |
|--------------------------|------|------|------|------|------|------|-------|--------|-------|--|
| No or very little chance | 85.2 | 74.7 | 64.3 | 51.6 | 50.8 | 42.8 | 79.9  | 53.2   | 62.6  |  |
| Little chance            | 8.5  | 12.8 | 17.6 | 20.0 | 18.9 | 18.0 | 10.7  | 18.7   | 15.9  |  |
| Some chance              | 4.0  | 6.8  | 11.1 | 14.6 | 17.2 | 19.6 | 5.4   | 15.2   | 11.8  |  |
| Pretty good chance       | 1.8  | 3.4  | 5.0  | 9.0  | 10.0 | 12.5 | 2.6   | 8.8    | 6.7   |  |
| Very good chance         | 0.5  | 2.2  | 2.1  | 4.8  | 3.1  | 7.1  | 1.4   | 4.1    | 3.1   |  |
| N of Valid               | 650  | 673  | 677  | 711  | 581  | 479  | 1323  | 2448   | 3771  |  |
| N of Miss                | 28   | 16   | 11   | 11   | 4    | 8    | 44    | 34     | 78    |  |

Table 7.36: What are the chances you would be seen as cool if you smoked marijuana?

| RESPONSE                 | 7th  | 8th  | 9th  | 10th | 11th | 12th | 6-8th | 9-12th | TOTAL |  |
|--------------------------|------|------|------|------|------|------|-------|--------|-------|--|
| No or very little chance | 87.2 | 71.0 | 55.8 | 45.1 | 41.4 | 38.6 | 79.0  | 45.9   | 57.5  |  |
| Little chance            | 7.5  | 10.2 | 12.6 | 14.2 | 13.1 | 12.7 | 8.9   | 13.2   | 11.7  |  |
| Some chance              | 2.0  | 7.8  | 14.7 | 16.5 | 18.4 | 20.9 | 4.9   | 17.3   | 13.0  |  |
| Pretty good chance       | 1.2  | 7.0  | 9.1  | 12.9 | 16.0 | 15.7 | 4.2   | 13.1   | 10.0  |  |
| Very good chance         | 2.0  | 4.0  | 7.7  | 11.3 | 11.0 | 12.1 | 3.0   | 10.4   | 7.8   |  |
| N of Valid               | 650  | 668  | 672  | 711  | 580  | 479  | 1318  | 2442   | 3760  |  |
| N of Miss                | 28   | 21   | 16   | 11   | 5    | 8    | 49    | 40     | 89    |  |

Table 7.37: What are the chances you would be seen as cool if you carried a handgun?

| RESPONSE                 | 7th  | 8th  | 9th  | 10th | 11th | 12th | 6-8th | 9-12th | TOTAL |  |
|--------------------------|------|------|------|------|------|------|-------|--------|-------|--|
| No or very little chance | 87.8 | 84.8 | 85.8 | 84.7 | 86.0 | 85.4 | 86.3  | 85.5   | 85.7  |  |
| Little chance            | 6.5  | 8.4  | 8.7  | 8.4  | 6.2  | 8.1  | 7.5   | 7.9    | 7.8   |  |
| Some chance              | 2.6  | 3.6  | 2.7  | 3.5  | 3.8  | 3.3  | 3.1   | 3.3    | 3.2   |  |
| Pretty good chance       | 2.1  | 1.3  | 1.6  | 2.4  | 1.2  | 0.4  | 1.7   | 1.5    | 1.6   |  |
| Very good chance         | 0.9  | 1.9  | 1.2  | 1.0  | 2.8  | 2.7  | 1.4   | 1.8    | 1.7   |  |
| N of Valid               | 657  | 669  | 676  | 713  | 580  | 480  | 1326  | 2449   | 3775  |  |
| N of Miss                | 21   | 20   | 12   | 9    | 5    | 7    | 41    | 33     | 74    |  |

## 7.4 Experiences With Tobacco, Alcohol and Other Drugs

Table 7.38: Have you ever used smokeless tobacco?

| RESPONSE                          | 7th  | 8th  | 9th  | 10th | 11th | 12th | 6-8th | 9-12th | TOTAL |  |
|-----------------------------------|------|------|------|------|------|------|-------|--------|-------|--|
| Never                             | 98.2 | 95.4 | 97.2 | 96.1 | 94.2 | 91.7 | 96.7  | 95.1   | 95.6  |  |
| Once or twice                     | 1.4  | 3.1  | 1.8  | 2.4  | 2.4  | 4.1  | 2.3   | 2.6    | 2.5   |  |
| Once in a while but not regularly | 0.5  | 0.6  | 0.6  | 0.4  | 1.9  | 2.7  | 0.5   | 1.3    | 1.0   |  |
| Regularly in the past             | 0.0  | 0.6  | 0.3  | 0.7  | 0.9  | 0.8  | 0.3   | 0.7    | 0.5   |  |
| Regularly now                     | 0.0  | 0.3  | 0.1  | 0.4  | 0.7  | 0.6  | 0.2   | 0.4    | 0.3   |  |
| N of Valid                        | 650  | 667  | 679  | 709  | 582  | 482  | 1317  | 2452   | 3769  |  |
| N of Miss                         | 28   | 22   | 9    | 13   | 3    | 5    | 50    | 30     | 80    |  |

Table 7.39: How frequently have you used smokeless tobacco during the past 30 days?

| RESPONSE               | 7th  | 8th  | 9th  | 10th | 11th | 12th | 6-8th | 9-12th | TOTAL |  |
|------------------------|------|------|------|------|------|------|-------|--------|-------|--|
| Never                  | 99.5 | 98.8 | 99.0 | 97.7 | 97.2 | 97.1 | 99.2  | 97.8   | 98.3  |  |
| Once or twice          | 0.5  | 0.5  | 0.9  | 0.8  | 1.5  | 1.5  | 0.5   | 1.1    | 0.9   |  |
| Once or twice per week | 0.0  | 0.6  | 0.0  | 1.0  | 0.3  | 0.2  | 0.3   | 0.4    | 0.4   |  |
| About once a day       | 0.0  | 0.0  | 0.0  | 0.3  | 0.2  | 0.2  | 0.0   | 0.2    | 0.1   |  |
| More than once a day   | 0.0  | 0.2  | 0.1  | 0.1  | 0.7  | 1.0  | 0.1   | 0.4    | 0.3   |  |
| N of Valid             | 645  | 666  | 678  | 709  | 581  | 482  | 1311  | 2450   | 3761  |  |
| N of Miss              | 33   | 23   | 10   | 13   | 4    | 5    | 56    | 32     | 88    |  |

Table 7.40: Have you ever used cigarettes?

| RESPONSE                          | 7th  | 8th  | 9th  | 10th | 11th | 12th | 6-8th | 9-12th | TOTAL |  |
|-----------------------------------|------|------|------|------|------|------|-------|--------|-------|--|
| Never                             | 96.3 | 93.1 | 92.1 | 89.3 | 87.5 | 81.3 | 94.6  | 88.1   | 90.4  |  |
| Once or twice                     | 3.1  | 4.4  | 5.6  | 5.7  | 8.9  | 7.5  | 3.7   | 6.8    | 5.7   |  |
| Once in a while but not regularly | 0.3  | 1.4  | 1.5  | 1.6  | 1.7  | 5.8  | 0.8   | 2.4    | 1.9   |  |
| Regularly in the past             | 0.2  | 0.6  | 0.6  | 2.4  | 1.0  | 3.1  | 0.4   | 1.7    | 1.3   |  |
| Regularly now                     | 0.2  | 0.6  | 0.1  | 1.0  | 0.9  | 2.3  | 0.4   | 1.0    | 0.8   |  |
| N of Valid                        | 646  | 662  | 674  | 704  | 582  | 481  | 1308  | 2441   | 3749  |  |
| N of Miss                         | 32   | 27   | 14   | 18   | 3    | 6    | 59    | 41     | 100   |  |

Table 7.41: How frequently have you used cigarettes during the past 30 days?

| RESPONSE                             | 7th  | 8th  | 9th  | 10th | 11th | 12th | 6-8th | 9-12th | TOTAL |
|--------------------------------------|------|------|------|------|------|------|-------|--------|-------|
| Not at all                           | 99.2 | 97.4 | 97.9 | 96.9 | 96.2 | 92.3 | 98.3  | 96.1   | 96.9  |
| Less than one cigarette per day      | 0.5  | 1.7  | 1.8  | 1.8  | 2.4  | 5.4  | 1.1   | 2.7    | 2.1   |
| One to five cigarettes per day       | 0.3  | 0.9  | 0.0  | 0.6  | 1.2  | 1.5  | 0.6   | 0.7    | 0.7   |
| About one-half pack per day          | 0.0  | 0.0  | 0.0  | 0.6  | 0.2  | 0.2  | 0.0   | 0.2    | 0.2   |
| About one pack per day               | 0.0  | 0.0  | 0.0  | 0.0  | 0.0  | 0.2  | 0.0   | 0.0    | 0.0   |
| About one and one-half packs per day | 0.0  | 0.0  | 0.0  | 0.0  | 0.0  | 0.0  | 0.0   | 0.0    | 0.0   |
| Two packs or more per day            | 0.0  | 0.0  | 0.3  | 0.1  | 0.0  | 0.4  | 0.0   | 0.2    | 0.1   |
| N of Valid                           | 647  | 665  | 675  | 708  | 583  | 481  | 1312  | 2447   | 3759  |
| N of Miss                            | 31   | 24   | 13   | 14   | 2    | 6    | 55    | 35     | 90    |

Table 7.42: On how many occasions have you had alcoholic beverages; to drink - more than just a few sips - in your lifetime?

| RESPONSE             | 7th  | 8th  | 9th  | 10th | 11th | 12th | 6-8th | 9-12th | TOTAL |
|----------------------|------|------|------|------|------|------|-------|--------|-------|
| 0 occasions          | 85.5 | 75.5 | 68.8 | 55.1 | 42.5 | 39.2 | 80.4  | 52.8   | 62.4  |
| 1 or 2 occasions     | 9.0  | 13.8 | 16.9 | 19.2 | 19.5 | 16.7 | 11.4  | 18.1   | 15.8  |
| 3 to 5 occasions     | 3.1  | 5.0  | 5.6  | 10.5 | 13.8 | 10.2 | 4.0   | 9.9    | 7.8   |
| 6 to 9 occasions     | 1.4  | 1.7  | 3.2  | 6.2  | 9.7  | 9.4  | 1.5   | 6.8    | 5.0   |
| 10 to 19 occasions   | 0.5  | 1.7  | 1.9  | 3.9  | 7.6  | 11.9 | 1.1   | 5.8    | 4.1   |
| 20 to 39 occasions   | 0.2  | 1.2  | 1.5  | 2.5  | 3.3  | 5.8  | 0.7   | 3.1    | 2.2   |
| 40 or more occasions | 0.5  | 1.2  | 2.1  | 2.7  | 3.6  | 6.9  | 0.8   | 3.5    | 2.6   |
| N of Valid           | 653  | 661  | 680  | 715  | 579  | 480  | 1314  | 2454   | 3768  |
| N of Miss            | 25   | 28   | 8    | 7    | 6    | 7    | 53    | 28     | 81    |

Table 7.43: On how many occasions have you had alcoholic beverages; to drink - more than just a few sips - during the past 30 days?

| RESPONSE             | 7th  | 8th  | 9th  | 10th | 11th | 12th | 6-8th | 9-12th | TOTAL |  |
|----------------------|------|------|------|------|------|------|-------|--------|-------|--|
| 0 occasions          | 97.7 | 93.2 | 89.9 | 82.1 | 74.9 | 66.1 | 95.4  | 79.4   | 85.0  |  |
| 1 or 2 occasions     | 1.1  | 4.1  | 6.7  | 12.4 | 15.1 | 19.9 | 2.6   | 12.9   | 9.3   |  |
| 3 to 5 occasions     | 0.6  | 1.4  | 1.3  | 3.1  | 5.9  | 7.5  | 1.0   | 4.1    | 3.0   |  |
| 6 to 9 occasions     | 0.2  | 0.5  | 1.0  | 1.6  | 2.6  | 3.8  | 0.3   | 2.1    | 1.5   |  |
| 10 to 19 occasions   | 0.3  | 0.3  | 0.6  | 0.6  | 1.0  | 1.5  | 0.3   | 0.9    | 0.7   |  |
| 20 to 39 occasions   | 0.2  | 0.2  | 0.1  | 0.0  | 0.3  | 0.2  | 0.2   | 0.2    | 0.2   |  |
| 40 or more occasions | 0.0  | 0.5  | 0.3  | 0.3  | 0.2  | 1.0  | 0.2   | 0.4    | 0.3   |  |
| N of Valid           | 653  | 659  | 675  | 709  | 581  | 478  | 1312  | 2443   | 3755  |  |
| N of Miss            | 25   | 30   | 13   | 13   | 4    | 9    | 55    | 39     | 94    |  |

Table 7.44: On how many occasions have you sniffed glue, breathed the contents of an aerosol spray can, or inhaled other gases or sprays in order to get high in your lifetime?

| RESPONSE             | 7th  | 8th  | 9th  | 10th | 11th | 12th | 6-8th | 9-12th | TOTAL |  |
|----------------------|------|------|------|------|------|------|-------|--------|-------|--|
| 0 occasions          | 94.9 | 94.8 | 96.2 | 95.1 | 96.6 | 95.8 | 94.9  | 95.9   | 95.5  |  |
| 1 or 2 occasions     | 3.7  | 4.3  | 2.4  | 3.0  | 2.4  | 2.7  | 4.0   | 2.6    | 3.1   |  |
| 3 to 5 occasions     | 0.6  | 0.2  | 1.3  | 0.6  | 0.5  | 0.8  | 0.4   | 0.8    | 0.7   |  |
| 6 to 9 occasions     | 0.3  | 0.3  | 0.0  | 0.4  | 0.0  | 0.0  | 0.3   | 0.1    | 0.2   |  |
| 10 to 19 occasions   | 0.0  | 0.0  | 0.0  | 0.4  | 0.2  | 0.0  | 0.0   | 0.2    | 0.1   |  |
| 20 to 39 occasions   | 0.2  | 0.0  | 0.1  | 0.1  | 0.2  | 0.0  | 0.1   | 0.1    | 0.1   |  |
| 40 or more occasions | 0.3  | 0.5  | 0.0  | 0.4  | 0.2  | 0.6  | 0.4   | 0.3    | 0.3   |  |
| N of Valid           | 647  | 658  | 678  | 708  | 580  | 480  | 1305  | 2446   | 3751  |  |
| N of Miss            | 31   | 31   | 10   | 14   | 5    | 7    | 62    | 36     | 98    |  |

Table 7.45: On how many occasions have you sniffed glue, breathed the contents of an aerosol spray can, or inhaled other gases or sprays in order to get high during the past 30 days?

| RESPONSE             | 7th  | 8th  | 9th  | 10th | 11th | 12th | 6-8th | 9-12th | TOTAL |  |
|----------------------|------|------|------|------|------|------|-------|--------|-------|--|
| 0 occasions          | 98.9 | 98.6 | 98.5 | 98.6 | 99.1 | 99.2 | 98.8  | 98.8   | 98.8  |  |
| 1 or 2 occasions     | 0.5  | 0.8  | 1.3  | 1.0  | 0.7  | 0.0  | 0.6   | 0.8    | 0.7   |  |
| 3 to 5 occasions     | 0.2  | 0.5  | 0.0  | 0.1  | 0.0  | 0.2  | 0.3   | 0.1    | 0.2   |  |
| 6 to 9 occasions     | 0.2  | 0.2  | 0.1  | 0.0  | 0.0  | 0.0  | 0.2   | 0.0    | 0.1   |  |
| 10 to 19 occasions   | 0.3  | 0.0  | 0.0  | 0.1  | 0.0  | 0.0  | 0.2   | 0.0    | 0.1   |  |
| 20 to 39 occasions   | 0.0  | 0.0  | 0.0  | 0.0  | 0.0  | 0.0  | 0.0   | 0.0    | 0.0   |  |
| 40 or more occasions | 0.0  | 0.0  | 0.0  | 0.1  | 0.2  | 0.6  | 0.0   | 0.2    | 0.1   |  |
| N of Valid           | 647  | 659  | 678  | 706  | 576  | 478  | 1306  | 2438   | 3744  |  |
| N of Miss            | 31   | 30   | 10   | 16   | 9    | 9    | 61    | 44     | 105   |  |

Table 7.46: On how many occasions have you used cocaine in your lifetime?

| RESPONSE             | 7th  | 8th  | 9th  | 10th | 11th | 12th | 6-8th | 9-12th | TOTAL |  |
|----------------------|------|------|------|------|------|------|-------|--------|-------|--|
| 0 occasions          | 99.7 | 99.2 | 98.8 | 97.9 | 97.0 | 95.1 | 99.5  | 97.4   | 98.1  |  |
| 1 or 2 occasions     | 0.2  | 0.6  | 1.0  | 0.9  | 1.9  | 2.1  | 0.4   | 1.4    | 1.0   |  |
| 3 to 5 occasions     | 0.2  | 0.0  | 0.0  | 0.6  | 0.0  | 1.3  | 0.1   | 0.4    | 0.3   |  |
| 6 to 9 occasions     | 0.0  | 0.0  | 0.0  | 0.1  | 0.0  | 0.6  | 0.0   | 0.2    | 0.1   |  |
| 10 to 19 occasions   | 0.0  | 0.2  | 0.0  | 0.4  | 0.0  | 0.2  | 0.1   | 0.2    | 0.1   |  |
| 20 to 39 occasions   | 0.0  | 0.0  | 0.1  | 0.0  | 0.0  | 0.0  | 0.0   | 0.0    | 0.0   |  |
| 40 or more occasions | 0.0  | 0.0  | 0.0  | 0.1  | 1.0  | 0.6  | 0.0   | 0.4    | 0.3   |  |
| N of Valid           | 646  | 650  | 670  | 703  | 576  | 473  | 1296  | 2422   | 3718  |  |
| N of Miss            | 32   | 39   | 18   | 19   | 9    | 14   | 71    | 60     | 131   |  |

Table 7.47: On how many occasions have you used cocaine during the past 30 days?

| RESPONSE             | 7th   | 8th  | 9th  | 10th | 11th | 12th | 6-8th | 9-12th | TOTAL |  |
|----------------------|-------|------|------|------|------|------|-------|--------|-------|--|
| 0 occasions          | 100.0 | 99.8 | 99.7 | 99.0 | 99.1 | 97.9 | 99.9  | 99.0   | 99.3  |  |
| 1 or 2 occasions     | 0.0   | 0.0  | 0.1  | 0.6  | 0.0  | 0.8  | 0.0   | 0.4    | 0.2   |  |
| 3 to 5 occasions     | 0.0   | 0.2  | 0.1  | 0.3  | 0.0  | 0.4  | 0.1   | 0.2    | 0.2   |  |
| 6 to 9 occasions     | 0.0   | 0.0  | 0.0  | 0.0  | 0.0  | 0.2  | 0.0   | 0.0    | 0.0   |  |
| 10 to 19 occasions   | 0.0   | 0.0  | 0.0  | 0.0  | 0.0  | 0.0  | 0.0   | 0.0    | 0.0   |  |
| 20 to 39 occasions   | 0.0   | 0.0  | 0.0  | 0.0  | 0.2  | 0.0  | 0.0   | 0.0    | 0.0   |  |
| 40 or more occasions | 0.0   | 0.0  | 0.0  | 0.1  | 0.7  | 0.6  | 0.0   | 0.3    | 0.2   |  |
| N of Valid           | 644   | 648  | 669  | 703  | 570  | 474  | 1292  | 2416   | 3708  |  |
| N of Miss            | 34    | 41   | 19   | 19   | 15   | 13   | 75    | 66     | 141   |  |

Table 7.48: On how many occasions have you used marijuana (weed, pot) or hashish (hash, hash oil) in your lifetime?

| RESPONSE             | 7th  | 8th  | 9th  | 10th | 11th | 12th | 6-8th | 9-12th | TOTAL |  |
|----------------------|------|------|------|------|------|------|-------|--------|-------|--|
| 0 occasions          | 97.2 | 92.0 | 84.4 | 73.4 | 63.2 | 60.3 | 94.6  | 71.5   | 79.5  |  |
| 1 or 2 occasions     | 1.4  | 2.0  | 6.9  | 5.7  | 7.5  | 5.5  | 1.7   | 6.4    | 4.8   |  |
| 3 to 5 occasions     | 0.5  | 2.6  | 1.8  | 3.9  | 5.4  | 6.3  | 1.5   | 4.1    | 3.2   |  |
| 6 to 9 occasions     | 0.2  | 0.8  | 1.0  | 2.3  | 3.7  | 3.6  | 0.5   | 2.5    | 1.8   |  |
| 10 to 19 occasions   | 0.0  | 0.8  | 1.0  | 3.7  | 4.9  | 4.4  | 0.4   | 3.4    | 2.3   |  |
| 20 to 39 occasions   | 0.5  | 0.8  | 1.3  | 2.6  | 3.7  | 4.0  | 0.6   | 2.8    | 2.0   |  |
| 40 or more occasions | 0.3  | 1.1  | 3.4  | 8.4  | 11.7 | 16.0 | 0.7   | 9.3    | 6.3   |  |
| N of Valid           | 642  | 650  | 668  | 700  | 574  | 476  | 1292  | 2418   | 3710  |  |
| N of Miss            | 36   | 39   | 20   | 22   | 11   | 11   | 75    | 64     | 139   |  |

Table 7.49: On how many occasions have you used marijuana (weed, pot) or hashish (hash, hash oil) during the past 30 days?

| RESPONSE             | 7th  | 8th  | 9th  | 10th | 11th | 12th | 6-8th | 9-12th | TOTAL |  |
|----------------------|------|------|------|------|------|------|-------|--------|-------|--|
| 0 occasions          | 98.6 | 96.6 | 90.8 | 82.8 | 77.0 | 72.3 | 97.6  | 81.6   | 87.1  |  |
| 1 or 2 occasions     | 0.6  | 1.2  | 3.9  | 5.0  | 7.9  | 10.1 | 0.9   | 6.4    | 4.5   |  |
| 3 to 5 occasions     | 0.3  | 0.5  | 1.2  | 4.6  | 5.1  | 5.0  | 0.4   | 3.8    | 2.6   |  |
| 6 to 9 occasions     | 0.0  | 0.5  | 1.6  | 1.3  | 1.9  | 2.7  | 0.2   | 1.8    | 1.3   |  |
| 10 to 19 occasions   | 0.2  | 0.8  | 1.0  | 2.7  | 2.6  | 2.7  | 0.5   | 2.2    | 1.6   |  |
| 20 to 39 occasions   | 0.2  | 0.0  | 0.0  | 0.7  | 2.1  | 1.9  | 0.1   | 1.1    | 0.7   |  |
| 40 or more occasions | 0.2  | 0.5  | 1.5  | 3.0  | 3.5  | 5.2  | 0.3   | 3.1    | 2.2   |  |
| N of Valid           | 640  | 644  | 671  | 703  | 573  | 477  | 1284  | 2424   | 3708  |  |
| N of Miss            | 38   | 45   | 17   | 19   | 12   | 10   | 83    | 58     | 141   |  |

Table 7.50: On how many occasions have you used prescription drugs not prescribed to you in your lifetime?

| RESPONSE             | 7th  | 8th  | 9th  | 10th | 11th | 12th | 6-8th | 9-12th | TOTAL |  |
|----------------------|------|------|------|------|------|------|-------|--------|-------|--|
| 0 occasions          | 96.9 | 92.3 | 93.2 | 90.0 | 90.6 | 88.0 | 94.6  | 90.6   | 92.0  |  |
| 1 or 2 occasions     | 2.0  | 6.0  | 4.5  | 4.3  | 4.3  | 4.2  | 4.0   | 4.4    | 4.2   |  |
| 3 to 5 occasions     | 0.2  | 0.9  | 1.2  | 2.7  | 1.6  | 2.7  | 0.5   | 2.0    | 1.5   |  |
| 6 to 9 occasions     | 0.2  | 0.0  | 0.2  | 1.3  | 0.5  | 2.1  | 0.1   | 1.0    | 0.6   |  |
| 10 to 19 occasions   | 0.5  | 0.5  | 0.6  | 0.1  | 1.2  | 1.1  | 0.5   | 0.7    | 0.6   |  |
| 20 to 39 occasions   | 0.3  | 0.3  | 0.0  | 0.4  | 0.3  | 0.6  | 0.3   | 0.3    | 0.3   |  |
| 40 or more occasions | 0.0  | 0.0  | 0.3  | 1.1  | 1.4  | 1.3  | 0.0   | 1.0    | 0.6   |  |
| N of Valid           | 636  | 652  | 666  | 697  | 575  | 475  | 1288  | 2413   | 3701  |  |
| N of Miss            | 42   | 37   | 22   | 25   | 10   | 12   | 79    | 69     | 148   |  |



Table 7.51: On how many occasions have you used prescription drugs not prescribed to you during the past 30 days?







| RESPONSE             | 7th  | 8th  | 9th  | 10th | 11th | 12th | 6-8th | 9-12th | TOTAL |                                                                                     |
|----------------------|------|------|------|------|------|------|-------|--------|-------|-------------------------------------------------------------------------------------|
| 0 occasions          | 98.9 | 98.0 | 97.4 | 96.5 | 96.5 | 96.0 | 98.4  | 96.7   | 97.3  |  |
| 1 or 2 occasions     | 0.6  | 1.6  | 1.8  | 2.2  | 2.1  | 1.9  | 1.1   | 2.0    | 1.7   |  |
| 3 to 5 occasions     | 0.3  | 0.3  | 0.3  | 0.4  | 0.9  | 1.3  | 0.3   | 0.7    | 0.5   |  |
| 6 to 9 occasions     | 0.2  | 0.0  | 0.2  | 0.1  | 0.2  | 0.2  | 0.1   | 0.2    | 0.1   |  |
| 10 to 19 occasions   | 0.0  | 0.2  | 0.2  | 0.1  | 0.3  | 0.2  | 0.1   | 0.2    | 0.2   |  |
| 20 to 39 occasions   | 0.0  | 0.0  | 0.0  | 0.1  | 0.0  | 0.0  | 0.0   | 0.0    | 0.0   |                                                                                     |
| 40 or more occasions | 0.0  | 0.0  | 0.2  | 0.4  | 0.0  | 0.4  | 0.0   | 0.2    | 0.2   |  |
| N of Valid           | 637  | 644  | 662  | 693  | 574  | 472  | 1281  | 2401   | 3682  |                                                                                     |
| N of Miss            | 41   | 45   | 26   | 29   | 11   | 15   | 86    | 81     | 167   |                                                                                     |

Table 7.52: On how many occasions have you used synthetic marijuana (K2, Spice, etc.) in your lifetime?








| RESPONSE             | 7th  | 8th  | 9th  | 10th | 11th | 12th | 6-8th | 9-12th | TOTAL |                                                                                       |
|----------------------|------|------|------|------|------|------|-------|--------|-------|---------------------------------------------------------------------------------------|
| 0 occasions          | 98.9 | 98.8 | 97.0 | 95.7 | 95.8 | 96.0 | 98.8  | 96.1   | 97.1  |    |
| 1 or 2 occasions     | 0.5  | 0.9  | 1.8  | 2.2  | 2.3  | 1.7  | 0.7   | 2.0    | 1.5   |    |
| 3 to 5 occasions     | 0.3  | 0.0  | 0.5  | 0.9  | 0.5  | 1.1  | 0.2   | 0.7    | 0.5   |    |
| 6 to 9 occasions     | 0.0  | 0.3  | 0.5  | 0.4  | 0.2  | 0.6  | 0.2   | 0.4    | 0.3   |    |
| 10 to 19 occasions   | 0.2  | 0.0  | 0.2  | 0.1  | 0.3  | 0.2  | 0.1   | 0.2    | 0.2   |    |
| 20 to 39 occasions   | 0.0  | 0.0  | 0.0  | 0.0  | 0.3  | 0.0  | 0.0   | 0.1    | 0.1   |   |
| 40 or more occasions | 0.2  | 0.0  | 0.2  | 0.7  | 0.5  | 0.4  | 0.1   | 0.5    | 0.3   |  |
| N of Valid           | 639  | 648  | 665  | 693  | 573  | 474  | 1287  | 2405   | 3692  |                                                                                       |
| N of Miss            | 39   | 41   | 23   | 29   | 12   | 13   | 80    | 77     | 157   |                                                                                       |

Table 7.53: On how many occasions have you used synthetic marijuana (K2, Spice, etc.) during the past 30 days?

| RESPONSE             | 7th  | 8th  | 9th  | 10th | 11th | 12th | 6-8th | 9-12th | TOTAL |  |
|----------------------|------|------|------|------|------|------|-------|--------|-------|--|
| 0 occasions          | 99.4 | 99.4 | 98.6 | 98.7 | 98.4 | 98.7 | 99.4  | 98.6   | 98.9  |  |
| 1 or 2 occasions     | 0.3  | 0.5  | 0.9  | 0.7  | 0.7  | 0.9  | 0.4   | 0.8    | 0.7   |  |
| 3 to 5 occasions     | 0.0  | 0.2  | 0.2  | 0.1  | 0.0  | 0.2  | 0.1   | 0.1    | 0.1   |  |
| 6 to 9 occasions     | 0.2  | 0.0  | 0.0  | 0.1  | 0.2  | 0.0  | 0.1   | 0.1    | 0.1   |  |
| 10 to 19 occasions   | 0.0  | 0.0  | 0.2  | 0.0  | 0.2  | 0.0  | 0.0   | 0.1    | 0.1   |  |
| 20 to 39 occasions   | 0.2  | 0.0  | 0.0  | 0.1  | 0.2  | 0.0  | 0.1   | 0.1    | 0.1   |  |
| 40 or more occasions | 0.0  | 0.0  | 0.2  | 0.1  | 0.4  | 0.2  | 0.0   | 0.2    | 0.1   |  |
| N of Valid           | 634  | 640  | 653  | 691  | 570  | 470  | 1274  | 2384   | 3658  |  |
| N of Miss            | 44   | 49   | 35   | 31   | 15   | 17   | 93    | 98     | 191   |  |

Table 7.54: On how many occasions have you used use bath salts to get high in your lifetime?

| RESPONSE             | 7th  | 8th  | 9th  | 10th | 11th | 12th | 6-8th | 9-12th | TOTAL |  |
|----------------------|------|------|------|------|------|------|-------|--------|-------|--|
| 0 occasions          | 99.8 | 99.8 | 99.8 | 99.9 | 99.8 | 99.2 | 99.8  | 99.7   | 99.8  |  |
| 1 or 2 occasions     | 0.2  | 0.2  | 0.0  | 0.0  | 0.2  | 0.4  | 0.2   | 0.1    | 0.1   |  |
| 3 to 5 occasions     | 0.0  | 0.0  | 0.2  | 0.0  | 0.0  | 0.2  | 0.0   | 0.1    | 0.1   |  |
| 6 to 9 occasions     | 0.0  | 0.0  | 0.0  | 0.0  | 0.0  | 0.0  | 0.0   | 0.0    | 0.0   |  |
| 10 to 19 occasions   | 0.0  | 0.0  | 0.0  | 0.0  | 0.0  | 0.0  | 0.0   | 0.0    | 0.0   |  |
| 20 to 39 occasions   | 0.0  | 0.0  | 0.0  | 0.0  | 0.0  | 0.0  | 0.0   | 0.0    | 0.0   |  |
| 40 or more occasions | 0.0  | 0.0  | 0.0  | 0.1  | 0.0  | 0.2  | 0.0   | 0.1    | 0.1   |  |
| N of Valid           | 637  | 648  | 655  | 695  | 571  | 473  | 1285  | 2394   | 3679  |  |
| N of Miss            | 41   | 41   | 33   | 27   | 14   | 14   | 82    | 88     | 170   |  |

Table 7.55: On how many occasions have you used use bath salts to get high during the past 30 days?

| RESPONSE             | 7th  | 8th   | 9th   | 10th | 11th  | 12th | 6-8th | 9-12th | TOTAL |  |
|----------------------|------|-------|-------|------|-------|------|-------|--------|-------|--|
| 0 occasions          | 99.8 | 100.0 | 100.0 | 99.9 | 100.0 | 99.4 | 99.9  | 99.8   | 99.9  |  |
| 1 or 2 occasions     | 0.2  | 0.0   | 0.0   | 0.0  | 0.0   | 0.0  | 0.1   | 0.0    | 0.0   |  |
| 3 to 5 occasions     | 0.0  | 0.0   | 0.0   | 0.0  | 0.0   | 0.4  | 0.0   | 0.1    | 0.1   |  |
| 6 to 9 occasions     | 0.0  | 0.0   | 0.0   | 0.0  | 0.0   | 0.0  | 0.0   | 0.0    | 0.0   |  |
| 10 to 19 occasions   | 0.0  | 0.0   | 0.0   | 0.0  | 0.0   | 0.0  | 0.0   | 0.0    | 0.0   |  |
| 20 to 39 occasions   | 0.0  | 0.0   | 0.0   | 0.0  | 0.0   | 0.0  | 0.0   | 0.0    | 0.0   |  |
| 40 or more occasions | 0.0  | 0.0   | 0.0   | 0.1  | 0.0   | 0.2  | 0.0   | 0.1    | 0.1   |  |
| N of Valid           | 631  | 638   | 654   | 689  | 572   | 470  | 1269  | 2385   | 3654  |  |
| N of Miss            | 47   | 51    | 34    | 33   | 13    | 17   | 98    | 97     | 195   |  |

Table 7.56: On how many occasions have you used heroin in your lifetime?

| RESPONSE             | 7th  | 8th   | 9th  | 10th | 11th | 12th | 6-8th | 9-12th | TOTAL |  |
|----------------------|------|-------|------|------|------|------|-------|--------|-------|--|
| 0 occasions          | 99.8 | 100.0 | 99.2 | 99.6 | 99.5 | 98.5 | 99.9  | 99.2   | 99.5  |  |
| 1 or 2 occasions     | 0.0  | 0.0   | 0.6  | 0.1  | 0.2  | 0.4  | 0.0   | 0.3    | 0.2   |  |
| 3 to 5 occasions     | 0.0  | 0.0   | 0.0  | 0.1  | 0.0  | 0.4  | 0.0   | 0.1    | 0.1   |  |
| 6 to 9 occasions     | 0.0  | 0.0   | 0.0  | 0.0  | 0.2  | 0.0  | 0.0   | 0.0    | 0.0   |  |
| 10 to 19 occasions   | 0.0  | 0.0   | 0.0  | 0.0  | 0.0  | 0.0  | 0.0   | 0.0    | 0.0   |  |
| 20 to 39 occasions   | 0.2  | 0.0   | 0.0  | 0.0  | 0.0  | 0.2  | 0.1   | 0.0    | 0.1   |  |
| 40 or more occasions | 0.0  | 0.0   | 0.2  | 0.1  | 0.2  | 0.4  | 0.0   | 0.2    | 0.1   |  |
| N of Valid           | 623  | 634   | 653  | 686  | 567  | 472  | 1257  | 2378   | 3635  |  |
| N of Miss            | 55   | 55    | 35   | 36   | 18   | 15   | 110   | 104    | 214   |  |

Table 7.57: On how many occasions have you used heroin during the past 30 days?

| RESPONSE             | 7th  | 8th   | 9th  | 10th | 11th | 12th | 6-8th | 9-12th | TOTAL |  |
|----------------------|------|-------|------|------|------|------|-------|--------|-------|--|
| 0 occasions          | 99.8 | 100.0 | 99.8 | 99.6 | 99.5 | 99.4 | 99.9  | 99.6   | 99.7  |  |
| 1 or 2 occasions     | 0.0  | 0.0   | 0.2  | 0.1  | 0.3  | 0.0  | 0.0   | 0.2    | 0.1   |  |
| 3 to 5 occasions     | 0.2  | 0.0   | 0.0  | 0.0  | 0.0  | 0.2  | 0.1   | 0.0    | 0.1   |  |
| 6 to 9 occasions     | 0.0  | 0.0   | 0.0  | 0.0  | 0.0  | 0.0  | 0.0   | 0.0    | 0.0   |  |
| 10 to 19 occasions   | 0.0  | 0.0   | 0.0  | 0.0  | 0.0  | 0.0  | 0.0   | 0.0    | 0.0   |  |
| 20 to 39 occasions   | 0.0  | 0.0   | 0.0  | 0.1  | 0.0  | 0.0  | 0.0   | 0.0    | 0.0   |  |
| 40 or more occasions | 0.0  | 0.0   | 0.0  | 0.1  | 0.2  | 0.4  | 0.0   | 0.2    | 0.1   |  |
| N of Valid           | 620  | 636   | 651  | 680  | 572  | 472  | 1256  | 2375   | 3631  |  |
| N of Miss            | 58   | 53    | 37   | 42   | 13   | 15   | 111   | 107    | 218   |  |

Table 7.58: On how many occasions have you used LSD or other psychedelics in your lifetime?

| RESPONSE             | 7th  | 8th  | 9th  | 10th | 11th | 12th | 6-8th | 9-12th | TOTAL |  |
|----------------------|------|------|------|------|------|------|-------|--------|-------|--|
| 0 occasions          | 99.8 | 98.6 | 98.7 | 95.5 | 95.5 | 92.8 | 99.2  | 95.9   | 97.0  |  |
| 1 or 2 occasions     | 0.0  | 1.2  | 0.6  | 2.7  | 1.7  | 2.5  | 0.6   | 1.8    | 1.4   |  |
| 3 to 5 occasions     | 0.0  | 0.2  | 0.3  | 0.7  | 1.7  | 2.3  | 0.1   | 1.1    | 0.8   |  |
| 6 to 9 occasions     | 0.0  | 0.0  | 0.3  | 0.6  | 0.3  | 1.3  | 0.0   | 0.6    | 0.4   |  |
| 10 to 19 occasions   | 0.0  | 0.0  | 0.0  | 0.3  | 0.2  | 0.6  | 0.0   | 0.2    | 0.2   |  |
| 20 to 39 occasions   | 0.0  | 0.0  | 0.0  | 0.0  | 0.0  | 0.2  | 0.0   | 0.0    | 0.0   |  |
| 40 or more occasions | 0.2  | 0.0  | 0.1  | 0.3  | 0.5  | 0.2  | 0.1   | 0.3    | 0.2   |  |
| N of Valid           | 646  | 657  | 679  | 707  | 580  | 475  | 1303  | 2441   | 3744  |  |
| N of Miss            | 32   | 32   | 9    | 15   | 5    | 12   | 64    | 41     | 105   |  |

Table 7.59: On how many occasions have you used LSD or other psychedelics during the past 30 days?





| RESPONSE             | 7th  | 8th  | 9th  | 10th | 11th | 12th | 6-8th | 9-12th | TOTAL |                                                                                     |
|----------------------|------|------|------|------|------|------|-------|--------|-------|-------------------------------------------------------------------------------------|
| 0 occasions          | 99.8 | 99.7 | 99.4 | 97.9 | 97.9 | 97.9 | 99.8  | 98.3   | 98.8  |  |
| 1 or 2 occasions     | 0.0  | 0.3  | 0.1  | 1.7  | 1.9  | 1.9  | 0.2   | 1.4    | 0.9   |  |
| 3 to 5 occasions     | 0.0  | 0.0  | 0.3  | 0.3  | 0.0  | 0.0  | 0.0   | 0.2    | 0.1   |  |
| 6 to 9 occasions     | 0.2  | 0.0  | 0.0  | 0.1  | 0.0  | 0.2  | 0.1   | 0.1    | 0.1   |  |
| 10 to 19 occasions   | 0.0  | 0.0  | 0.0  | 0.0  | 0.2  | 0.0  | 0.0   | 0.0    | 0.0   |                                                                                     |
| 20 to 39 occasions   | 0.0  | 0.0  | 0.0  | 0.0  | 0.0  | 0.0  | 0.0   | 0.0    | 0.0   |                                                                                     |
| 40 or more occasions | 0.0  | 0.0  | 0.1  | 0.0  | 0.0  | 0.0  | 0.0   | 0.0    | 0.0   |                                                                                     |
| N of Valid           | 641  | 654  | 675  | 706  | 577  | 474  | 1295  | 2432   | 3727  |                                                                                     |
| N of Miss            | 37   | 35   | 13   | 16   | 8    | 13   | 72    | 50     | 122   |                                                                                     |

Table 7.60: On how many occasions have you used Ecstasy in your lifetime?





| RESPONSE             | 7th   | 8th  | 9th  | 10th | 11th | 12th | 6-8th | 9-12th | TOTAL |                                                                                     |
|----------------------|-------|------|------|------|------|------|-------|--------|-------|-------------------------------------------------------------------------------------|
| 0 occasions          | 100.0 | 99.2 | 99.4 | 98.4 | 98.6 | 97.0 | 99.6  | 98.5   | 98.9  |  |
| 1 or 2 occasions     | 0.0   | 0.6  | 0.3  | 1.3  | 1.0  | 1.7  | 0.3   | 1.0    | 0.8   |  |
| 3 to 5 occasions     | 0.0   | 0.2  | 0.0  | 0.3  | 0.2  | 0.8  | 0.1   | 0.3    | 0.2   |  |
| 6 to 9 occasions     | 0.0   | 0.0  | 0.3  | 0.0  | 0.0  | 0.4  | 0.0   | 0.2    | 0.1   |  |
| 10 to 19 occasions   | 0.0   | 0.0  | 0.0  | 0.0  | 0.0  | 0.0  | 0.0   | 0.0    | 0.0   |                                                                                     |
| 20 to 39 occasions   | 0.0   | 0.0  | 0.0  | 0.0  | 0.0  | 0.0  | 0.0   | 0.0    | 0.0   |                                                                                     |
| 40 or more occasions | 0.0   | 0.0  | 0.0  | 0.0  | 0.2  | 0.0  | 0.0   | 0.0    | 0.0   |                                                                                     |
| N of Valid           | 641   | 653  | 670  | 700  | 579  | 474  | 1294  | 2423   | 3717  |                                                                                     |
| N of Miss            | 37    | 36   | 18   | 22   | 6    | 13   | 73    | 59     | 132   |                                                                                     |

Table 7.61: On how many occasions have you used Ecstasy during the past 30 days?

| RESPONSE             | 7th   | 8th  | 9th  | 10th | 11th | 12th | 6-8th | 9-12th | TOTAL |  |
|----------------------|-------|------|------|------|------|------|-------|--------|-------|--|
| 0 occasions          | 100.0 | 99.7 | 99.7 | 99.7 | 99.8 | 99.6 | 99.8  | 99.7   | 99.8  |  |
| 1 or 2 occasions     | 0.0   | 0.3  | 0.1  | 0.3  | 0.0  | 0.2  | 0.2   | 0.2    | 0.2   |  |
| 3 to 5 occasions     | 0.0   | 0.0  | 0.1  | 0.0  | 0.0  | 0.2  | 0.0   | 0.1    | 0.1   |  |
| 6 to 9 occasions     | 0.0   | 0.0  | 0.0  | 0.0  | 0.0  | 0.0  | 0.0   | 0.0    | 0.0   |  |
| 10 to 19 occasions   | 0.0   | 0.0  | 0.0  | 0.0  | 0.2  | 0.0  | 0.0   | 0.0    | 0.0   |  |
| 20 to 39 occasions   | 0.0   | 0.0  | 0.0  | 0.0  | 0.0  | 0.0  | 0.0   | 0.0    | 0.0   |  |
| 40 or more occasions | 0.0   | 0.0  | 0.0  | 0.0  | 0.0  | 0.0  | 0.0   | 0.0    | 0.0   |  |
| N of Valid           | 634   | 653  | 668  | 702  | 578  | 473  | 1287  | 2421   | 3708  |  |
| N of Miss            | 44    | 36   | 20   | 20   | 7    | 14   | 80    | 61     | 141   |  |

Table 7.62: On how many occasions have you used methamphetamine in your lifetime?

| RESPONSE             | 7th  | 8th  | 9th  | 10th | 11th | 12th | 6-8th | 9-12th | TOTAL |  |
|----------------------|------|------|------|------|------|------|-------|--------|-------|--|
| 0 occasions          | 99.8 | 99.8 | 99.3 | 99.6 | 98.4 | 99.4 | 99.8  | 99.2   | 99.4  |  |
| 1 or 2 occasions     | 0.0  | 0.2  | 0.6  | 0.0  | 0.7  | 0.2  | 0.1   | 0.4    | 0.3   |  |
| 3 to 5 occasions     | 0.0  | 0.0  | 0.1  | 0.1  | 0.3  | 0.0  | 0.0   | 0.2    | 0.1   |  |
| 6 to 9 occasions     | 0.2  | 0.0  | 0.0  | 0.0  | 0.0  | 0.2  | 0.1   | 0.0    | 0.1   |  |
| 10 to 19 occasions   | 0.0  | 0.0  | 0.0  | 0.0  | 0.0  | 0.0  | 0.0   | 0.0    | 0.0   |  |
| 20 to 39 occasions   | 0.0  | 0.0  | 0.0  | 0.0  | 0.0  | 0.0  | 0.0   | 0.0    | 0.0   |  |
| 40 or more occasions | 0.0  | 0.0  | 0.0  | 0.3  | 0.5  | 0.2  | 0.0   | 0.2    | 0.2   |  |
| N of Valid           | 641  | 656  | 669  | 703  | 577  | 475  | 1297  | 2424   | 3721  |  |
| N of Miss            | 37   | 33   | 19   | 19   | 8    | 12   | 70    | 58     | 128   |  |

Table 7.63: On how many occasions have you used methamphetamine during the past 30 days?

| RESPONSE             | 7th  | 8th  | 9th  | 10th | 11th | 12th | 6-8th | 9-12th | TOTAL |  |
|----------------------|------|------|------|------|------|------|-------|--------|-------|--|
| 0 occasions          | 99.8 | 99.8 | 99.7 | 99.9 | 99.5 | 99.8 | 99.8  | 99.7   | 99.8  |  |
| 1 or 2 occasions     | 0.2  | 0.2  | 0.3  | 0.0  | 0.0  | 0.0  | 0.2   | 0.1    | 0.1   |  |
| 3 to 5 occasions     | 0.0  | 0.0  | 0.0  | 0.0  | 0.0  | 0.0  | 0.0   | 0.0    | 0.0   |  |
| 6 to 9 occasions     | 0.0  | 0.0  | 0.0  | 0.0  | 0.0  | 0.0  | 0.0   | 0.0    | 0.0   |  |
| 10 to 19 occasions   | 0.0  | 0.0  | 0.0  | 0.0  | 0.0  | 0.0  | 0.0   | 0.0    | 0.0   |  |
| 20 to 39 occasions   | 0.0  | 0.0  | 0.0  | 0.0  | 0.0  | 0.0  | 0.0   | 0.0    | 0.0   |  |
| 40 or more occasions | 0.0  | 0.0  | 0.0  | 0.1  | 0.5  | 0.2  | 0.0   | 0.2    | 0.1   |  |
| N of Valid           | 640  | 655  | 672  | 704  | 577  | 472  | 1295  | 2425   | 3720  |  |
| N of Miss            | 38   | 34   | 16   | 18   | 8    | 15   | 72    | 57     | 129   |  |

Table 7.64: On how many occasions have you used prescription pain relievers, such as Vicodin, OxyContin or Tylox, without a doctor's orders, in your lifetime?

| RESPONSE             | 7th  | 8th  | 9th  | 10th | 11th | 12th | 6-8th | 9-12th | TOTAL |  |
|----------------------|------|------|------|------|------|------|-------|--------|-------|--|
| 0 occasions          | 97.8 | 96.0 | 97.3 | 95.7 | 94.6 | 93.7 | 96.9  | 95.5   | 96.0  |  |
| 1 or 2 occasions     | 0.8  | 1.8  | 1.2  | 1.6  | 2.4  | 3.2  | 1.3   | 2.0    | 1.7   |  |
| 3 to 5 occasions     | 0.8  | 0.6  | 0.9  | 1.6  | 0.3  | 1.5  | 0.7   | 1.1    | 0.9   |  |
| 6 to 9 occasions     | 0.3  | 0.6  | 0.3  | 0.3  | 0.3  | 0.6  | 0.5   | 0.4    | 0.4   |  |
| 10 to 19 occasions   | 0.2  | 0.2  | 0.1  | 0.4  | 0.7  | 0.4  | 0.2   | 0.4    | 0.3   |  |
| 20 to 39 occasions   | 0.0  | 0.5  | 0.0  | 0.1  | 0.7  | 0.2  | 0.2   | 0.2    | 0.2   |  |
| 40 or more occasions | 0.2  | 0.3  | 0.1  | 0.3  | 0.9  | 0.4  | 0.2   | 0.4    | 0.3   |  |
| N of Valid           | 638  | 656  | 673  | 705  | 579  | 473  | 1294  | 2430   | 3724  |  |
| N of Miss            | 40   | 33   | 15   | 17   | 6    | 14   | 73    | 52     | 125   |  |

Table 7.65: On how many occasions have you used prescription pain relievers, such as Vicodin, OxyContin or Tylox, without a doctor's orders, during the past 30 days?

| RESPONSE             | 7th  | 8th  | 9th  | 10th | 11th | 12th | 6-8th | 9-12th | TOTAL |  |
|----------------------|------|------|------|------|------|------|-------|--------|-------|--|
| 0 occasions          | 99.1 | 98.3 | 98.8 | 98.7 | 97.1 | 98.7 | 98.7  | 98.4   | 98.5  |  |
| 1 or 2 occasions     | 0.8  | 1.4  | 1.0  | 1.0  | 1.4  | 0.8  | 1.1   | 1.1    | 1.1   |  |
| 3 to 5 occasions     | 0.0  | 0.2  | 0.0  | 0.1  | 1.2  | 0.0  | 0.1   | 0.3    | 0.2   |  |
| 6 to 9 occasions     | 0.2  | 0.2  | 0.0  | 0.1  | 0.2  | 0.4  | 0.2   | 0.2    | 0.2   |  |
| 10 to 19 occasions   | 0.0  | 0.0  | 0.1  | 0.0  | 0.2  | 0.0  | 0.0   | 0.1    | 0.1   |  |
| 20 to 39 occasions   | 0.0  | 0.0  | 0.0  | 0.0  | 0.0  | 0.0  | 0.0   | 0.0    | 0.0   |  |
| 40 or more occasions | 0.0  | 0.0  | 0.0  | 0.0  | 0.0  | 0.0  | 0.0   | 0.0    | 0.0   |  |
| N of Valid           | 639  | 658  | 674  | 701  | 577  | 473  | 1297  | 2425   | 3722  |  |
| N of Miss            | 39   | 31   | 14   | 21   | 8    | 14   | 70    | 57     | 127   |  |



Table 7.66: On how many occasions have you used prescription tranquilizers, such as Xanax, Valium or Ambien, without a doctor's orders, in your lifetime?

| RESPONSE             | 7th  | 8th  | 9th  | 10th | 11th | 12th | 6-8th | 9-12th | TOTAL |  |
|----------------------|------|------|------|------|------|------|-------|--------|-------|--|
| 0 occasions          | 99.4 | 98.3 | 97.6 | 93.9 | 94.6 | 91.5 | 98.8  | 94.6   | 96.1  |  |
| 1 or 2 occasions     | 0.5  | 1.2  | 1.5  | 3.8  | 1.9  | 3.4  | 0.9   | 2.6    | 2.0   |  |
| 3 to 5 occasions     | 0.2  | 0.0  | 0.9  | 0.9  | 1.2  | 2.3  | 0.1   | 1.2    | 0.8   |  |
| 6 to 9 occasions     | 0.0  | 0.3  | 0.0  | 0.4  | 0.2  | 1.1  | 0.2   | 0.4    | 0.3   |  |
| 10 to 19 occasions   | 0.0  | 0.0  | 0.0  | 0.6  | 0.7  | 0.6  | 0.0   | 0.5    | 0.3   |  |
| 20 to 39 occasions   | 0.0  | 0.0  | 0.0  | 0.3  | 0.2  | 0.2  | 0.0   | 0.2    | 0.1   |  |
| 40 or more occasions | 0.0  | 0.2  | 0.0  | 0.1  | 1.2  | 0.8  | 0.1   | 0.5    | 0.3   |  |
| N of Valid           | 639  | 654  | 675  | 705  | 577  | 472  | 1293  | 2429   | 3722  |  |
| N of Miss            | 39   | 35   | 13   | 17   | 8    | 15   | 74    | 53     | 127   |  |

Table 7.67: On how many occasions have you used prescription tranquilizers, such as Xanax, Valium or Ambien, without a doctor's orders, during the past 30 days?

| RESPONSE             | 7th  | 8th  | 9th  | 10th | 11th | 12th | 6-8th | 9-12th | TOTAL |  |
|----------------------|------|------|------|------|------|------|-------|--------|-------|--|
| 0 occasions          | 99.8 | 99.4 | 99.4 | 98.0 | 97.9 | 98.7 | 99.6  | 98.5   | 98.9  |  |
| 1 or 2 occasions     | 0.0  | 0.6  | 0.4  | 1.3  | 0.9  | 1.1  | 0.3   | 0.9    | 0.7   |  |
| 3 to 5 occasions     | 0.2  | 0.0  | 0.1  | 0.4  | 0.5  | 0.0  | 0.1   | 0.3    | 0.2   |  |
| 6 to 9 occasions     | 0.0  | 0.0  | 0.0  | 0.3  | 0.2  | 0.0  | 0.0   | 0.1    | 0.1   |  |
| 10 to 19 occasions   | 0.0  | 0.0  | 0.0  | 0.0  | 0.0  | 0.0  | 0.0   | 0.0    | 0.0   |  |
| 20 to 39 occasions   | 0.0  | 0.0  | 0.0  | 0.0  | 0.0  | 0.0  | 0.0   | 0.0    | 0.0   |  |
| 40 or more occasions | 0.0  | 0.0  | 0.0  | 0.0  | 0.5  | 0.2  | 0.0   | 0.2    | 0.1   |  |
| N of Valid           | 638  | 651  | 672  | 702  | 576  | 472  | 1289  | 2422   | 3711  |  |
| N of Miss            | 40   | 38   | 16   | 20   | 9    | 15   | 78    | 60     | 138   |  |

Table 7.68: On how many occasions have you used prescription stimulants, such as Ritalin or Adderall, without a doctor's orders, in your lifetime?

| RESPONSE             | 7th  | 8th  | 9th  | 10th | 11th | 12th | 6-8th | 9-12th | TOTAL |  |
|----------------------|------|------|------|------|------|------|-------|--------|-------|--|
| 0 occasions          | 99.7 | 98.8 | 97.9 | 96.2 | 95.8 | 93.2 | 99.2  | 96.0   | 97.1  |  |
| 1 or 2 occasions     | 0.3  | 0.6  | 1.3  | 2.3  | 1.7  | 3.2  | 0.5   | 2.1    | 1.5   |  |
| 3 to 5 occasions     | 0.0  | 0.3  | 0.4  | 0.9  | 1.7  | 1.7  | 0.2   | 1.1    | 0.8   |  |
| 6 to 9 occasions     | 0.0  | 0.0  | 0.0  | 0.3  | 0.2  | 1.1  | 0.0   | 0.3    | 0.2   |  |
| 10 to 19 occasions   | 0.0  | 0.3  | 0.1  | 0.3  | 0.2  | 0.2  | 0.2   | 0.2    | 0.2   |  |
| 20 to 39 occasions   | 0.0  | 0.0  | 0.0  | 0.0  | 0.2  | 0.4  | 0.0   | 0.1    | 0.1   |  |
| 40 or more occasions | 0.0  | 0.0  | 0.1  | 0.1  | 0.2  | 0.2  | 0.0   | 0.2    | 0.1   |  |
| N of Valid           | 639  | 649  | 676  | 703  | 576  | 472  | 1288  | 2427   | 3715  |  |
| N of Miss            | 39   | 40   | 12   | 19   | 9    | 15   | 79    | 55     | 134   |  |

Table 7.69: On how many occasions have you used prescription stimulants, such as Ritalin or Adderall, without a doctor's orders, during the past 30 days?

| RESPONSE             | 7th  | 8th  | 9th  | 10th | 11th | 12th | 6-8th | 9-12th | TOTAL |  |
|----------------------|------|------|------|------|------|------|-------|--------|-------|--|
| 0 occasions          | 99.7 | 99.7 | 99.6 | 99.1 | 98.4 | 97.5 | 99.7  | 98.8   | 99.1  |  |
| 1 or 2 occasions     | 0.2  | 0.2  | 0.4  | 0.7  | 1.0  | 1.7  | 0.2   | 0.9    | 0.6   |  |
| 3 to 5 occasions     | 0.0  | 0.0  | 0.0  | 0.0  | 0.2  | 0.6  | 0.0   | 0.2    | 0.1   |  |
| 6 to 9 occasions     | 0.0  | 0.2  | 0.0  | 0.1  | 0.2  | 0.2  | 0.1   | 0.1    | 0.1   |  |
| 10 to 19 occasions   | 0.2  | 0.0  | 0.0  | 0.0  | 0.0  | 0.0  | 0.1   | 0.0    | 0.0   |  |
| 20 to 39 occasions   | 0.0  | 0.0  | 0.0  | 0.0  | 0.2  | 0.0  | 0.0   | 0.0    | 0.0   |  |
| 40 or more occasions | 0.0  | 0.0  | 0.0  | 0.0  | 0.0  | 0.0  | 0.0   | 0.0    | 0.0   |  |
| N of Valid           | 639  | 652  | 672  | 701  | 577  | 471  | 1291  | 2421   | 3712  |  |
| N of Miss            | 39   | 37   | 16   | 21   | 8    | 16   | 76    | 61     | 137   |  |

Table 7.70: How many times in the past year have you been suspended from school?

| RESPONSE       | 7th  | 8th  | 9th  | 10th | 11th | 12th | 6-8th | 9-12th | TOTAL |  |
|----------------|------|------|------|------|------|------|-------|--------|-------|--|
| Never          | 94.9 | 93.2 | 91.8 | 93.4 | 95.8 | 94.3 | 94.0  | 93.7   | 93.8  |  |
| 1 or 2 times   | 4.4  | 4.7  | 6.4  | 5.7  | 3.3  | 4.4  | 4.6   | 5.1    | 4.9   |  |
| 3 to 5 times   | 0.5  | 1.2  | 0.6  | 0.6  | 0.7  | 0.8  | 0.8   | 0.7    | 0.7   |  |
| 6 to 9 times   | 0.2  | 0.2  | 0.6  | 0.1  | 0.2  | 0.0  | 0.2   | 0.2    | 0.2   |  |
| 10 to 19 times | 0.0  | 0.3  | 0.3  | 0.0  | 0.0  | 0.2  | 0.2   | 0.1    | 0.1   |  |
| 20 to 29 times | 0.0  | 0.2  | 0.1  | 0.0  | 0.0  | 0.0  | 0.1   | 0.0    | 0.1   |  |
| 30 to 39 times | 0.0  | 0.0  | 0.0  | 0.0  | 0.0  | 0.0  | 0.0   | 0.0    | 0.0   |  |
| 40+ times      | 0.0  | 0.3  | 0.1  | 0.3  | 0.0  | 0.2  | 0.2   | 0.2    | 0.2   |  |
| N of Valid     | 652  | 658  | 671  | 707  | 574  | 473  | 1310  | 2425   | 3735  |  |
| N of Miss      | 26   | 31   | 17   | 15   | 11   | 14   | 57    | 57     | 114   |  |

Table 7.71: How many times in the past year have you carried a handgun?

| RESPONSE       | 7th  | 8th  | 9th  | 10th | 11th | 12th | 6-8th | 9-12th | TOTAL |  |
|----------------|------|------|------|------|------|------|-------|--------|-------|--|
| Never          | 97.8 | 97.1 | 97.3 | 97.7 | 97.4 | 96.6 | 97.5  | 97.3   | 97.4  |  |
| 1 or 2 times   | 1.7  | 2.5  | 1.3  | 1.7  | 0.9  | 2.3  | 2.1   | 1.5    | 1.7   |  |
| 3 to 5 times   | 0.5  | 0.3  | 0.3  | 0.4  | 0.2  | 0.2  | 0.4   | 0.3    | 0.3   |  |
| 6 to 9 times   | 0.0  | 0.0  | 0.3  | 0.0  | 0.2  | 0.4  | 0.0   | 0.2    | 0.1   |  |
| 10 to 19 times | 0.0  | 0.2  | 0.1  | 0.0  | 0.2  | 0.2  | 0.1   | 0.1    | 0.1   |  |
| 20 to 29 times | 0.0  | 0.0  | 0.0  | 0.1  | 0.0  | 0.2  | 0.0   | 0.1    | 0.1   |  |
| 30 to 39 times | 0.0  | 0.0  | 0.0  | 0.0  | 0.0  | 0.0  | 0.0   | 0.0    | 0.0   |  |
| 40+ times      | 0.0  | 0.0  | 0.6  | 0.0  | 1.2  | 0.0  | 0.0   | 0.5    | 0.3   |  |
| N of Valid     | 647  | 650  | 667  | 703  | 576  | 473  | 1297  | 2419   | 3716  |  |
| N of Miss      | 31   | 39   | 21   | 19   | 9    | 14   | 70    | 63     | 133   |  |

Table 7.72: How many times in the past year have you sold illegal drugs?









| RESPONSE       | 7th  | 8th  | 9th  | 10th | 11th | 12th | 6-8th | 9-12th | TOTAL |                                                                                     |
|----------------|------|------|------|------|------|------|-------|--------|-------|-------------------------------------------------------------------------------------|
| Never          | 99.7 | 99.1 | 97.3 | 95.8 | 93.3 | 93.1 | 99.4  | 95.1   | 96.6  |  |
| 1 or 2 times   | 0.0  | 0.6  | 1.7  | 2.2  | 3.0  | 2.4  | 0.3   | 2.3    | 1.6   |  |
| 3 to 5 times   | 0.2  | 0.2  | 0.3  | 0.9  | 1.4  | 1.3  | 0.2   | 0.9    | 0.7   |  |
| 6 to 9 times   | 0.0  | 0.0  | 0.3  | 0.4  | 0.4  | 1.1  | 0.0   | 0.5    | 0.3   |  |
| 10 to 19 times | 0.2  | 0.0  | 0.0  | 0.4  | 0.2  | 0.9  | 0.1   | 0.3    | 0.2   |  |
| 20 to 29 times | 0.0  | 0.0  | 0.2  | 0.0  | 0.2  | 0.6  | 0.0   | 0.2    | 0.1   |  |
| 30 to 39 times | 0.0  | 0.2  | 0.0  | 0.1  | 0.2  | 0.0  | 0.1   | 0.1    | 0.1   |  |
| 40+ times      | 0.0  | 0.0  | 0.3  | 0.1  | 1.4  | 0.6  | 0.0   | 0.6    | 0.4   |  |
| N of Valid     | 638  | 643  | 664  | 693  | 571  | 467  | 1281  | 2395   | 3676  |                                                                                     |
| N of Miss      | 40   | 46   | 24   | 29   | 14   | 20   | 86    | 87     | 173   |                                                                                     |

Table 7.73: How many times in the past year have you stolen or tried to steal a motor vehicle such as a car or motorcycle?






| RESPONSE       | 7th  | 8th  | 9th  | 10th | 11th | 12th | 6-8th | 9-12th | TOTAL |                                                                                       |
|----------------|------|------|------|------|------|------|-------|--------|-------|---------------------------------------------------------------------------------------|
| Never          | 99.5 | 99.5 | 98.9 | 99.0 | 98.8 | 98.7 | 99.5  | 98.9   | 99.1  |    |
| 1 or 2 times   | 0.3  | 0.3  | 0.8  | 0.4  | 0.9  | 0.6  | 0.3   | 0.7    | 0.5   |    |
| 3 to 5 times   | 0.2  | 0.2  | 0.2  | 0.3  | 0.2  | 0.4  | 0.2   | 0.2    | 0.2   |    |
| 6 to 9 times   | 0.0  | 0.0  | 0.0  | 0.1  | 0.0  | 0.2  | 0.0   | 0.1    | 0.1   |    |
| 10 to 19 times | 0.0  | 0.0  | 0.0  | 0.0  | 0.0  | 0.0  | 0.0   | 0.0    | 0.0   |                                                                                       |
| 20 to 29 times | 0.0  | 0.0  | 0.0  | 0.0  | 0.0  | 0.0  | 0.0   | 0.0    | 0.0   |                                                                                       |
| 30 to 39 times | 0.0  | 0.0  | 0.0  | 0.0  | 0.0  | 0.0  | 0.0   | 0.0    | 0.0   |                                                                                       |
| 40+ times      | 0.0  | 0.0  | 0.2  | 0.1  | 0.2  | 0.0  | 0.0   | 0.1    | 0.1   |  |
| N of Valid     | 651  | 652  | 666  | 701  | 574  | 470  | 1303  | 2411   | 3714  |                                                                                       |
| N of Miss      | 27   | 37   | 22   | 21   | 11   | 17   | 64    | 71     | 135   |                                                                                       |

Table 7.74: How many times in the past year have you been arrested?




| RESPONSE       | 7th  | 8th  | 9th  | 10th | 11th | 12th | 6-8th | 9-12th | TOTAL |                                                                                     |
|----------------|------|------|------|------|------|------|-------|--------|-------|-------------------------------------------------------------------------------------|
| Never          | 99.8 | 99.4 | 98.8 | 98.6 | 98.6 | 97.9 | 99.6  | 98.5   | 98.9  |  |
| 1 or 2 times   | 0.2  | 0.5  | 0.9  | 1.0  | 1.4  | 2.1  | 0.3   | 1.3    | 0.9   |  |
| 3 to 5 times   | 0.0  | 0.2  | 0.2  | 0.3  | 0.0  | 0.0  | 0.1   | 0.1    | 0.1   |  |
| 6 to 9 times   | 0.0  | 0.0  | 0.0  | 0.0  | 0.0  | 0.0  | 0.0   | 0.0    | 0.0   |                                                                                     |
| 10 to 19 times | 0.0  | 0.0  | 0.2  | 0.0  | 0.0  | 0.0  | 0.0   | 0.0    | 0.0   |                                                                                     |
| 20 to 29 times | 0.0  | 0.0  | 0.0  | 0.0  | 0.0  | 0.0  | 0.0   | 0.0    | 0.0   |                                                                                     |
| 30 to 39 times | 0.0  | 0.0  | 0.0  | 0.0  | 0.0  | 0.0  | 0.0   | 0.0    | 0.0   |                                                                                     |
| 40+ times      | 0.0  | 0.0  | 0.0  | 0.1  | 0.0  | 0.0  | 0.0   | 0.0    | 0.0   |                                                                                     |
| N of Valid     | 644  | 646  | 660  | 696  | 571  | 474  | 1290  | 2401   | 3691  |                                                                                     |
| N of Miss      | 34   | 43   | 28   | 26   | 14   | 13   | 77    | 81     | 158   |                                                                                     |

Table 7.75: How many times in the past year have you attacked someone with the idea of seriously hurting them?









| RESPONSE       | 7th  | 8th  | 9th  | 10th | 11th | 12th | 6-8th | 9-12th | TOTAL |                                                                                       |
|----------------|------|------|------|------|------|------|-------|--------|-------|---------------------------------------------------------------------------------------|
| Never          | 95.2 | 94.0 | 93.9 | 92.9 | 92.2 | 94.3 | 94.6  | 93.3   | 93.7  |    |
| 1 or 2 times   | 3.9  | 4.1  | 4.3  | 5.8  | 6.1  | 4.2  | 4.0   | 5.2    | 4.8   |    |
| 3 to 5 times   | 0.6  | 1.2  | 1.0  | 0.9  | 0.9  | 0.0  | 0.9   | 0.7    | 0.8   |    |
| 6 to 9 times   | 0.0  | 0.3  | 0.3  | 0.3  | 0.3  | 0.4  | 0.2   | 0.3    | 0.3   |    |
| 10 to 19 times | 0.2  | 0.0  | 0.1  | 0.0  | 0.0  | 0.4  | 0.1   | 0.1    | 0.1   |    |
| 20 to 29 times | 0.0  | 0.0  | 0.0  | 0.0  | 0.3  | 0.2  | 0.0   | 0.1    | 0.1   |  |
| 30 to 39 times | 0.0  | 0.0  | 0.1  | 0.0  | 0.0  | 0.2  | 0.0   | 0.1    | 0.1   |  |
| 40+ times      | 0.2  | 0.3  | 0.1  | 0.1  | 0.2  | 0.2  | 0.2   | 0.2    | 0.2   |  |
| N of Valid     | 647  | 653  | 668  | 704  | 576  | 472  | 1300  | 2420   | 3720  |                                                                                       |
| N of Miss      | 31   | 36   | 20   | 18   | 9    | 15   | 67    | 62     | 129   |                                                                                       |

Table 7.76: How many times in the past year have you been drunk or high at school?

| RESPONSE       | 7th  | 8th  | 9th  | 10th | 11th | 12th | 6-8th | 9-12th | TOTAL |  |
|----------------|------|------|------|------|------|------|-------|--------|-------|--|
| Never          | 98.9 | 96.2 | 93.4 | 87.7 | 85.6 | 85.4 | 97.5  | 88.3   | 91.6  |  |
| 1 or 2 times   | 0.9  | 2.3  | 3.5  | 6.7  | 6.6  | 6.1  | 1.6   | 5.7    | 4.2   |  |
| 3 to 5 times   | 0.0  | 0.5  | 1.5  | 2.1  | 2.1  | 1.7  | 0.2   | 1.9    | 1.3   |  |
| 6 to 9 times   | 0.0  | 0.6  | 0.8  | 0.9  | 2.1  | 2.3  | 0.3   | 1.4    | 1.0   |  |
| 10 to 19 times | 0.0  | 0.2  | 0.3  | 0.7  | 1.0  | 1.9  | 0.1   | 0.9    | 0.6   |  |
| 20 to 29 times | 0.0  | 0.0  | 0.0  | 0.4  | 0.7  | 0.8  | 0.0   | 0.5    | 0.3   |  |
| 30 to 39 times | 0.0  | 0.2  | 0.2  | 0.1  | 0.0  | 0.0  | 0.1   | 0.1    | 0.1   |  |
| 40+ times      | 0.2  | 0.2  | 0.5  | 1.3  | 1.9  | 1.7  | 0.2   | 1.3    | 0.9   |  |
| N of Valid     | 651  | 655  | 664  | 700  | 576  | 473  | 1306  | 2413   | 3719  |  |
| N of Miss      | 27   | 34   | 24   | 22   | 9    | 14   | 61    | 69     | 130   |  |

Table 7.77: How many times in the past year have you taken a handgun to school?

| RESPONSE       | 7th  | 8th   | 9th  | 10th | 11th | 12th | 6-8th | 9-12th | TOTAL |  |
|----------------|------|-------|------|------|------|------|-------|--------|-------|--|
| Never          | 99.8 | 100.0 | 99.4 | 99.9 | 99.3 | 99.8 | 99.9  | 99.6   | 99.7  |  |
| 1 or 2 times   | 0.2  | 0.0   | 0.2  | 0.1  | 0.0  | 0.2  | 0.1   | 0.1    | 0.1   |  |
| 3 to 5 times   | 0.0  | 0.0   | 0.0  | 0.0  | 0.0  | 0.0  | 0.0   | 0.0    | 0.0   |  |
| 6 to 9 times   | 0.0  | 0.0   | 0.0  | 0.0  | 0.2  | 0.0  | 0.0   | 0.0    | 0.0   |  |
| 10 to 19 times | 0.0  | 0.0   | 0.0  | 0.0  | 0.0  | 0.0  | 0.0   | 0.0    | 0.0   |  |
| 20 to 29 times | 0.0  | 0.0   | 0.0  | 0.0  | 0.0  | 0.0  | 0.0   | 0.0    | 0.0   |  |
| 30 to 39 times | 0.0  | 0.0   | 0.0  | 0.0  | 0.0  | 0.0  | 0.0   | 0.0    | 0.0   |  |
| 40+ times      | 0.0  | 0.0   | 0.5  | 0.0  | 0.5  | 0.0  | 0.0   | 0.2    | 0.2   |  |
| N of Valid     | 647  | 654   | 666  | 701  | 573  | 470  | 1301  | 2410   | 3711  |  |
| N of Miss      | 31   | 35    | 22   | 21   | 12   | 17   | 66    | 72     | 138   |  |

Table 7.78: Have you ever belonged to a gang?

| RESPONSE   | 7th  | 8th  | 9th  | 10th | 11th | 12th | 6-8th | 9-12th | TOTAL |  |
|------------|------|------|------|------|------|------|-------|--------|-------|--|
| No         | 97.3 | 96.5 | 97.6 | 97.2 | 96.7 | 95.7 | 96.9  | 96.9   | 96.9  |  |
| Yes        | 2.7  | 3.5  | 2.4  | 2.8  | 3.3  | 4.3  | 3.1   | 3.1    | 3.1   |  |
| N of Valid | 640  | 651  | 666  | 702  | 574  | 468  | 1291  | 2410   | 3701  |  |
| N of Miss  | 38   | 38   | 22   | 20   | 11   | 19   | 76    | 72     | 148   |  |

Table 7.79: If you have ever belonged to a gang, did that gang have a name?

| RESPONSE                         | 7th  | 8th  | 9th  | 10th | 11th | 12th | 6-8th | 9-12th | TOTAL |
|----------------------------------|------|------|------|------|------|------|-------|--------|-------|
| No                               | 11.0 | 11.4 | 9.4  | 12.5 | 14.3 | 13.8 | 11.2  | 12.3   | 11.9  |
| Yes                              | 1.3  | 2.0  | 2.3  | 1.0  | 2.7  | 3.2  | 1.6   | 2.2    | 2.0   |
| I have never belonged to a gang. | 87.7 | 86.6 | 88.3 | 86.5 | 83.0 | 83.0 | 87.1  | 85.5   | 86.1  |
| N of Valid                       | 635  | 641  | 649  | 694  | 559  | 465  | 1276  | 2367   | 3643  |
| N of Miss                        | 43   | 48   | 39   | 28   | 26   | 22   | 91    | 115    | 206   |

Table 7.80: How many times have you had five or more alcoholic drinks in a row?

| RESPONSE         | 7th  | 8th  | 9th  | 10th | 11th | 12th | 6-8th | 9-12th | TOTAL |
|------------------|------|------|------|------|------|------|-------|--------|-------|
| None             | 98.6 | 95.9 | 95.2 | 92.6 | 88.3 | 84.5 | 97.2  | 90.7   | 93.0  |
| Once             | 0.6  | 1.8  | 2.9  | 3.9  | 6.6  | 8.1  | 1.2   | 5.1    | 3.7   |
| Twice            | 0.3  | 1.4  | 0.8  | 2.0  | 2.3  | 4.4  | 0.8   | 2.2    | 1.7   |
| 3-5 times        | 0.3  | 0.6  | 0.5  | 1.0  | 1.6  | 2.3  | 0.5   | 1.2    | 1.0   |
| 6-9 times        | 0.2  | 0.0  | 0.5  | 0.1  | 0.3  | 0.0  | 0.1   | 0.2    | 0.2   |
| 10 or more times | 0.0  | 0.3  | 0.3  | 0.4  | 0.9  | 0.6  | 0.2   | 0.5    | 0.4   |
| N of Valid       | 646  | 654  | 666  | 701  | 572  | 472  | 1300  | 2411   | 3711  |
| N of Miss        | 32   | 35   | 22   | 21   | 13   | 15   | 67    | 71     | 138   |

Table 7.81: How old were you when you first smoked marijuana?

| RESPONSE      | 7th  | 8th  | 9th  | 10th | 11th | 12th | 6-8th | 9-12th | TOTAL |
|---------------|------|------|------|------|------|------|-------|--------|-------|
| Never have    | 97.1 | 91.9 | 83.4 | 73.9 | 62.6 | 59.0 | 94.5  | 70.9   | 79.1  |
| 10 or younger | 0.6  | 0.9  | 1.2  | 1.3  | 0.9  | 1.2  | 0.8   | 1.1    | 1.0   |
| 11            | 1.2  | 1.7  | 0.9  | 1.3  | 1.2  | 2.1  | 1.5   | 1.3    | 1.4   |
| 12            | 0.6  | 2.4  | 2.5  | 1.4  | 1.6  | 2.3  | 1.5   | 1.9    | 1.8   |
| 13            | 0.5  | 3.0  | 6.4  | 4.7  | 5.0  | 5.4  | 1.8   | 5.4    | 4.1   |
| 14            | 0.0  | 0.0  | 4.9  | 9.7  | 8.3  | 7.9  | 0.0   | 7.7    | 5.0   |
| 15            | 0.0  | 0.0  | 0.6  | 7.2  | 13.2 | 6.9  | 0.0   | 6.7    | 4.4   |
| 16            | 0.0  | 0.0  | 0.0  | 0.6  | 6.9  | 9.6  | 0.0   | 3.7    | 2.4   |
| 17 or older   | 0.0  | 0.0  | 0.1  | 0.0  | 0.3  | 5.6  | 0.0   | 1.2    | 0.8   |
| N of Valid    | 648  | 658  | 675  | 709  | 577  | 480  | 1306  | 2441   | 3747  |
| N of Miss     | 30   | 31   | 13   | 13   | 8    | 7    | 61    | 41     | 102   |

Table 7.82: How old were you when you first smoked a cigarette, even just a puff?

| RESPONSE      | 7th  | 8th  | 9th  | 10th | 11th | 12th | 6-8th | 9-12th | TOTAL |  |
|---------------|------|------|------|------|------|------|-------|--------|-------|--|
| Never have    | 95.8 | 92.5 | 91.8 | 88.4 | 85.4 | 80.5 | 94.2  | 87.1   | 89.5  |  |
| 10 or younger | 1.7  | 3.0  | 2.1  | 1.4  | 3.0  | 2.5  | 2.4   | 2.2    | 2.3   |  |
| 11            | 1.5  | 1.1  | 1.2  | 1.8  | 1.0  | 0.8  | 1.3   | 1.3    | 1.3   |  |
| 12            | 0.8  | 2.0  | 1.0  | 1.6  | 1.0  | 1.5  | 1.4   | 1.3    | 1.3   |  |
| 13            | 0.2  | 1.2  | 2.1  | 1.4  | 1.6  | 2.3  | 0.7   | 1.8    | 1.4   |  |
| 14            | 0.0  | 0.2  | 1.5  | 2.4  | 3.0  | 1.7  | 0.1   | 2.1    | 1.4   |  |
| 15            | 0.0  | 0.0  | 0.3  | 2.8  | 2.4  | 4.6  | 0.0   | 2.4    | 1.6   |  |
| 16            | 0.0  | 0.0  | 0.0  | 0.1  | 2.6  | 3.1  | 0.0   | 1.3    | 0.8   |  |
| 17 or older   | 0.0  | 0.0  | 0.0  | 0.0  | 0.0  | 2.9  | 0.0   | 0.6    | 0.4   |  |
| N of Valid    | 646  | 656  | 669  | 706  | 576  | 478  | 1302  | 2429   | 3731  |  |
| N of Miss     | 32   | 33   | 19   | 16   | 9    | 9    | 65    | 53     | 118   |  |

Table 7.83: How old were you when you first had more than a sip or two of beer, wine or hard liquor?

| RESPONSE      | 7th  | 8th  | 9th  | 10th | 11th | 12th | 6-8th | 9-12th | TOTAL |  |
|---------------|------|------|------|------|------|------|-------|--------|-------|--|
| Never have    | 89.8 | 78.7 | 73.3 | 60.1 | 44.3 | 42.1 | 84.2  | 56.4   | 66.2  |  |
| 10 or younger | 3.7  | 5.3  | 4.0  | 4.1  | 3.6  | 2.5  | 4.5   | 3.7    | 4.0   |  |
| 11            | 3.2  | 3.8  | 2.4  | 1.4  | 1.6  | 1.9  | 3.5   | 1.8    | 2.4   |  |
| 12            | 3.1  | 7.0  | 3.7  | 3.6  | 3.3  | 2.9  | 5.1   | 3.4    | 4.0   |  |
| 13            | 0.2  | 4.9  | 9.3  | 5.7  | 3.8  | 4.4  | 2.5   | 6.0    | 4.8   |  |
| 14            | 0.0  | 0.3  | 6.1  | 14.7 | 10.6 | 7.8  | 0.2   | 10.0   | 6.6   |  |
| 15            | 0.0  | 0.0  | 1.0  | 9.6  | 19.6 | 12.6 | 0.0   | 10.2   | 6.6   |  |
| 16            | 0.0  | 0.0  | 0.0  | 0.7  | 11.8 | 19.1 | 0.0   | 6.8    | 4.4   |  |
| 17 or older   | 0.0  | 0.0  | 0.0  | 0.0  | 1.4  | 6.7  | 0.0   | 1.7    | 1.1   |  |
| N of Valid    | 648  | 657  | 667  | 700  | 576  | 477  | 1305  | 2420   | 3725  |  |
| N of Miss     | 30   | 32   | 21   | 22   | 9    | 10   | 62    | 62     | 124   |  |



Table 7.84: How old were you when you first began drinking alcoholic beverages regularly, that is, at least once or twice a month?

| RESPONSE      | 7th  | 8th  | 9th  | 10th | 11th | 12th | 6-8th | 9-12th | TOTAL |  |
|---------------|------|------|------|------|------|------|-------|--------|-------|--|
| Never have    | 98.6 | 96.2 | 93.4 | 87.8 | 86.1 | 77.4 | 97.4  | 86.9   | 90.6  |  |
| 10 or younger | 0.2  | 0.3  | 1.0  | 0.3  | 0.2  | 0.2  | 0.2   | 0.5    | 0.4   |  |
| 11            | 0.0  | 0.8  | 0.3  | 0.3  | 0.0  | 0.2  | 0.4   | 0.2    | 0.3   |  |
| 12            | 1.1  | 1.1  | 0.7  | 0.4  | 0.2  | 0.0  | 1.1   | 0.4    | 0.6   |  |
| 13            | 0.2  | 1.5  | 2.7  | 1.1  | 0.5  | 1.1  | 0.8   | 1.4    | 1.2   |  |
| 14            | 0.0  | 0.0  | 1.8  | 4.3  | 1.2  | 1.9  | 0.0   | 2.4    | 1.6   |  |
| 15            | 0.0  | 0.2  | 0.0  | 5.3  | 6.1  | 4.2  | 0.1   | 3.8    | 2.5   |  |
| 16            | 0.0  | 0.0  | 0.0  | 0.6  | 5.5  | 9.5  | 0.0   | 3.3    | 2.2   |  |
| 17 or older   | 0.0  | 0.0  | 0.0  | 0.0  | 0.2  | 5.5  | 0.0   | 1.1    | 0.7   |  |
| N of Valid    | 649  | 655  | 670  | 704  | 577  | 474  | 1304  | 2425   | 3729  |  |
| N of Miss     | 29   | 34   | 18   | 18   | 8    | 13   | 63    | 57     | 120   |  |

Table 7.85: How old were you when you first got suspended from school?

| RESPONSE      | 7th  | 8th  | 9th  | 10th | 11th | 12th | 6-8th | 9-12th | TOTAL |  |
|---------------|------|------|------|------|------|------|-------|--------|-------|--|
| Never have    | 94.4 | 90.2 | 88.7 | 88.8 | 88.2 | 86.8 | 92.3  | 88.2   | 89.6  |  |
| 10 or younger | 1.9  | 3.7  | 3.0  | 3.3  | 2.4  | 3.1  | 2.8   | 3.0    | 2.9   |  |
| 11            | 2.6  | 1.5  | 1.9  | 1.0  | 1.6  | 1.0  | 2.1   | 1.4    | 1.6   |  |
| 12            | 0.8  | 2.6  | 2.7  | 1.8  | 2.3  | 2.3  | 1.7   | 2.3    | 2.1   |  |
| 13            | 0.2  | 1.5  | 2.4  | 2.0  | 2.1  | 1.0  | 0.8   | 1.9    | 1.6   |  |
| 14            | 0.2  | 0.5  | 1.3  | 1.4  | 1.9  | 1.9  | 0.3   | 1.6    | 1.2   |  |
| 15            | 0.0  | 0.0  | 0.0  | 1.6  | 0.9  | 1.5  | 0.0   | 0.9    | 0.6   |  |
| 16            | 0.0  | 0.0  | 0.0  | 0.1  | 0.7  | 1.5  | 0.0   | 0.5    | 0.3   |  |
| 17 or older   | 0.0  | 0.0  | 0.0  | 0.0  | 0.0  | 0.8  | 0.0   | 0.2    | 0.1   |  |
| N of Valid    | 648  | 654  | 671  | 705  | 574  | 477  | 1302  | 2427   | 3729  |  |
| N of Miss     | 30   | 35   | 17   | 17   | 11   | 10   | 65    | 55     | 120   |  |

Table 7.86: How old were you when you first got arrested?

| RESPONSE      | 7th  | 8th  | 9th  | 10th | 11th | 12th | 6-8th | 9-12th | TOTAL |  |
|---------------|------|------|------|------|------|------|-------|--------|-------|--|
| Never have    | 99.7 | 99.7 | 98.2 | 98.3 | 97.4 | 95.6 | 99.7  | 97.5   | 98.3  |  |
| 10 or younger | 0.2  | 0.0  | 0.2  | 0.1  | 0.2  | 0.4  | 0.1   | 0.2    | 0.2   |  |
| 11            | 0.0  | 0.0  | 0.2  | 0.0  | 0.3  | 0.0  | 0.0   | 0.1    | 0.1   |  |
| 12            | 0.2  | 0.2  | 0.6  | 0.3  | 0.3  | 0.2  | 0.2   | 0.4    | 0.3   |  |
| 13            | 0.0  | 0.2  | 0.3  | 0.4  | 0.3  | 0.0  | 0.1   | 0.3    | 0.2   |  |
| 14            | 0.0  | 0.0  | 0.6  | 0.4  | 0.3  | 1.3  | 0.0   | 0.6    | 0.4   |  |
| 15            | 0.0  | 0.0  | 0.0  | 0.3  | 0.9  | 1.3  | 0.0   | 0.5    | 0.3   |  |
| 16            | 0.0  | 0.0  | 0.0  | 0.1  | 0.2  | 0.8  | 0.0   | 0.2    | 0.2   |  |
| 17 or older   | 0.0  | 0.0  | 0.0  | 0.0  | 0.0  | 0.4  | 0.0   | 0.1    | 0.1   |  |
| N of Valid    | 646  | 652  | 666  | 700  | 576  | 475  | 1298  | 2417   | 3715  |  |
| N of Miss     | 32   | 37   | 22   | 22   | 9    | 12   | 69    | 65     | 134   |  |

Table 7.87: How old were you when you first carried a handgun?

| RESPONSE      | 7th  | 8th  | 9th  | 10th | 11th | 12th | 6-8th | 9-12th | TOTAL |  |
|---------------|------|------|------|------|------|------|-------|--------|-------|--|
| Never have    | 97.8 | 97.5 | 96.4 | 97.3 | 96.7 | 97.0 | 97.7  | 96.8   | 97.1  |  |
| 10 or younger | 0.8  | 0.5  | 1.1  | 0.3  | 1.2  | 0.6  | 0.6   | 0.8    | 0.7   |  |
| 11            | 0.8  | 0.6  | 0.6  | 0.3  | 0.3  | 0.0  | 0.7   | 0.3    | 0.5   |  |
| 12            | 0.6  | 0.6  | 0.2  | 0.3  | 0.5  | 0.4  | 0.6   | 0.3    | 0.4   |  |
| 13            | 0.0  | 0.8  | 0.6  | 1.0  | 0.0  | 0.2  | 0.4   | 0.5    | 0.5   |  |
| 14            | 0.0  | 0.0  | 0.9  | 0.3  | 0.3  | 0.2  | 0.0   | 0.5    | 0.3   |  |
| 15            | 0.0  | 0.0  | 0.2  | 0.4  | 0.2  | 0.4  | 0.0   | 0.3    | 0.2   |  |
| 16            | 0.0  | 0.0  | 0.0  | 0.1  | 0.7  | 0.8  | 0.0   | 0.4    | 0.2   |  |
| 17 or older   | 0.0  | 0.0  | 0.2  | 0.0  | 0.0  | 0.2  | 0.0   | 0.1    | 0.1   |  |
| N of Valid    | 639  | 641  | 658  | 701  | 574  | 473  | 1280  | 2406   | 3686  |  |
| N of Miss     | 39   | 48   | 30   | 21   | 11   | 14   | 87    | 76     | 163   |  |

Table 7.88: How old were you when you first attacked someone with the idea of seriously hurting them?

| RESPONSE      | 7th  | 8th  | 9th  | 10th | 11th | 12th | 6-8th | 9-12th | TOTAL |  |
|---------------|------|------|------|------|------|------|-------|--------|-------|--|
| Never have    | 94.9 | 93.3 | 93.3 | 92.6 | 90.9 | 93.4 | 94.1  | 92.5   | 93.1  |  |
| 10 or younger | 2.0  | 2.6  | 2.2  | 2.0  | 2.8  | 1.7  | 2.3   | 2.2    | 2.2   |  |
| 11            | 2.0  | 1.5  | 1.3  | 0.6  | 1.0  | 0.6  | 1.8   | 0.9    | 1.2   |  |
| 12            | 0.8  | 1.1  | 0.9  | 0.4  | 0.7  | 0.2  | 0.9   | 0.6    | 0.7   |  |
| 13            | 0.3  | 1.2  | 1.0  | 0.6  | 1.0  | 0.6  | 0.8   | 0.8    | 0.8   |  |
| 14            | 0.0  | 0.2  | 1.0  | 1.6  | 1.4  | 0.2  | 0.1   | 1.1    | 0.8   |  |
| 15            | 0.0  | 0.2  | 0.1  | 1.9  | 0.5  | 0.4  | 0.1   | 0.8    | 0.5   |  |
| 16            | 0.0  | 0.0  | 0.0  | 0.4  | 1.4  | 1.7  | 0.0   | 0.8    | 0.5   |  |
| 17 or older   | 0.0  | 0.0  | 0.0  | 0.0  | 0.2  | 1.1  | 0.0   | 0.2    | 0.2   |  |
| N of Valid    | 645  | 655  | 670  | 701  | 573  | 470  | 1300  | 2414   | 3714  |  |
| N of Miss     | 33   | 34   | 18   | 21   | 12   | 17   | 67    | 68     | 135   |  |

Table 7.89: How old were you when you first belonged to a gang?

| RESPONSE      | 7th  | 8th  | 9th  | 10th | 11th | 12th | 6-8th | 9-12th | TOTAL |  |
|---------------|------|------|------|------|------|------|-------|--------|-------|--|
| Never have    | 97.8 | 97.5 | 97.9 | 98.4 | 97.0 | 97.5 | 97.7  | 97.8   | 97.7  |  |
| 10 or younger | 0.5  | 0.6  | 0.6  | 0.4  | 0.5  | 0.6  | 0.5   | 0.5    | 0.5   |  |
| 11            | 0.9  | 0.3  | 0.0  | 0.0  | 0.5  | 0.0  | 0.6   | 0.1    | 0.3   |  |
| 12            | 0.5  | 0.6  | 0.3  | 0.1  | 0.2  | 0.6  | 0.5   | 0.3    | 0.4   |  |
| 13            | 0.2  | 0.8  | 0.8  | 0.3  | 0.3  | 0.0  | 0.5   | 0.4    | 0.4   |  |
| 14            | 0.0  | 0.2  | 0.3  | 0.3  | 0.7  | 0.0  | 0.1   | 0.3    | 0.2   |  |
| 15            | 0.0  | 0.0  | 0.0  | 0.4  | 0.3  | 0.2  | 0.0   | 0.2    | 0.2   |  |
| 16            | 0.0  | 0.0  | 0.0  | 0.0  | 0.3  | 0.4  | 0.0   | 0.2    | 0.1   |  |
| 17 or older   | 0.2  | 0.0  | 0.2  | 0.0  | 0.0  | 0.6  | 0.1   | 0.2    | 0.1   |  |
| N of Valid    | 648  | 646  | 666  | 701  | 574  | 474  | 1294  | 2415   | 3709  |  |
| N of Miss     | 30   | 43   | 22   | 21   | 11   | 13   | 73    | 67     | 140   |  |

Table 7.90: How often do you attend religious services or activities?

| RESPONSE                  | 7th  | 8th  | 9th  | 10th | 11th | 12th | 6-8th | 9-12th | TOTAL |
|---------------------------|------|------|------|------|------|------|-------|--------|-------|
| Never                     | 48.0 | 47.7 | 53.1 | 52.3 | 53.4 | 54.6 | 47.8  | 53.2   | 51.4  |
| Rarely                    | 27.2 | 27.6 | 26.1 | 27.8 | 25.6 | 27.2 | 27.4  | 26.7   | 26.9  |
| 1-2 times a month         | 6.8  | 8.5  | 5.8  | 8.0  | 7.5  | 7.1  | 7.7   | 7.1    | 7.3   |
| About once a week or more | 18.0 | 16.1 | 15.0 | 12.0 | 13.5 | 11.1 | 17.1  | 13.0   | 14.4  |
| N of Valid                | 621  | 644  | 667  | 702  | 571  | 478  | 1265  | 2418   | 3683  |
| N of Miss                 | 57   | 45   | 21   | 20   | 14   | 9    | 102   | 64     | 166   |

Table 7.91: I like to see how much I can get away with.

| RESPONSE       | 7th  | 8th  | 9th  | 10th | 11th | 12th | 6-8th | 9-12th | TOTAL |
|----------------|------|------|------|------|------|------|-------|--------|-------|
| Very false     | 70.2 | 58.0 | 52.6 | 45.1 | 45.7 | 46.0 | 63.9  | 47.5   | 53.0  |
| Somewhat false | 19.3 | 23.9 | 25.2 | 28.7 | 30.2 | 29.6 | 21.7  | 28.3   | 26.0  |
| Somewhat true  | 8.0  | 14.2 | 18.0 | 20.7 | 19.4 | 17.6 | 11.2  | 19.0   | 16.4  |
| Very true      | 2.5  | 4.0  | 4.2  | 5.5  | 4.8  | 6.7  | 3.3   | 5.2    | 4.5   |
| N of Valid     | 600  | 628  | 660  | 696  | 567  | 476  | 1228  | 2399   | 3627  |
| N of Miss      | 78   | 61   | 28   | 26   | 18   | 11   | 139   | 83     | 222   |

Table 7.92: Sometimes I think that life is not worth it.

| RESPONSE   | 7th  | 8th  | 9th  | 10th | 11th | 12th | 6-8th | 9-12th | TOTAL |
|------------|------|------|------|------|------|------|-------|--------|-------|
| NO!        | 57.5 | 49.8 | 41.9 | 38.5 | 38.3 | 41.1 | 53.6  | 39.9   | 44.6  |
| no         | 18.3 | 21.6 | 28.1 | 27.3 | 25.3 | 27.4 | 20.0  | 27.1   | 24.6  |
| yes        | 15.7 | 18.5 | 20.0 | 20.9 | 25.9 | 21.3 | 17.1  | 21.9   | 20.3  |
| YES!       | 8.6  | 10.0 | 10.0 | 13.4 | 10.5 | 10.2 | 9.3   | 11.1   | 10.5  |
| N of Valid | 630  | 647  | 669  | 704  | 572  | 470  | 1277  | 2415   | 3692  |
| N of Miss  | 48   | 42   | 19   | 18   | 13   | 17   | 90    | 67     | 157   |

Table 7.93: At times I think I am no good at all.





| RESPONSE   | 7th  | 8th  | 9th  | 10th | 11th | 12th | 6-8th | 9-12th | TOTAL |                                                                                     |
|------------|------|------|------|------|------|------|-------|--------|-------|-------------------------------------------------------------------------------------|
| NO!        | 40.7 | 38.9 | 31.9 | 29.6 | 29.9 | 33.8 | 39.8  | 31.1   | 34.1  |  |
| no         | 23.6 | 22.3 | 25.8 | 24.0 | 25.2 | 24.2 | 23.0  | 24.8   | 24.2  |  |
| yes        | 25.0 | 25.5 | 29.2 | 29.3 | 30.2 | 27.8 | 25.3  | 29.2   | 27.9  |  |
| YES!       | 10.7 | 13.3 | 13.1 | 17.0 | 14.7 | 14.2 | 12.0  | 14.8   | 13.9  |  |
| N of Valid | 627  | 640  | 664  | 699  | 572  | 471  | 1267  | 2406   | 3673  |                                                                                     |
| N of Miss  | 51   | 49   | 24   | 23   | 13   | 16   | 100   | 76     | 176   |                                                                                     |

Table 7.94: All in all, I am inclined to think that I am a failure.





| RESPONSE   | 7th  | 8th  | 9th  | 10th | 11th | 12th | 6-8th | 9-12th | TOTAL |                                                                                     |
|------------|------|------|------|------|------|------|-------|--------|-------|-------------------------------------------------------------------------------------|
| NO!        | 57.1 | 49.5 | 44.9 | 39.9 | 39.0 | 42.5 | 53.2  | 41.6   | 45.6  |  |
| no         | 21.1 | 23.2 | 28.7 | 28.9 | 32.6 | 32.0 | 22.2  | 30.3   | 27.5  |  |
| yes        | 12.9 | 17.4 | 16.9 | 19.8 | 17.9 | 16.5 | 15.2  | 17.9   | 17.0  |  |
| YES!       | 8.9  | 9.9  | 9.5  | 11.4 | 10.5 | 9.0  | 9.4   | 10.2   | 9.9   |  |
| N of Valid | 620  | 637  | 655  | 692  | 564  | 466  | 1257  | 2377   | 3634  |                                                                                     |
| N of Miss  | 58   | 52   | 33   | 30   | 21   | 21   | 110   | 105    | 215   |                                                                                     |

Table 7.95: In the past year have you felt depressed or sad MOST days, even if you feel OK sometimes?





| RESPONSE   | 7th  | 8th  | 9th  | 10th | 11th | 12th | 6-8th | 9-12th | TOTAL |                                                                                       |
|------------|------|------|------|------|------|------|-------|--------|-------|---------------------------------------------------------------------------------------|
| NO!        | 49.9 | 45.3 | 37.7 | 32.7 | 36.4 | 38.1 | 47.6  | 36.0   | 40.0  |  |
| no         | 17.4 | 20.5 | 26.9 | 25.7 | 25.5 | 28.3 | 19.0  | 26.5   | 23.9  |  |
| yes        | 19.0 | 18.8 | 20.4 | 24.0 | 21.3 | 21.1 | 18.9  | 21.8   | 20.8  |  |
| YES!       | 13.7 | 15.5 | 15.0 | 17.6 | 16.9 | 12.6 | 14.6  | 15.7   | 15.3  |  |
| N of Valid | 621  | 645  | 668  | 697  | 569  | 470  | 1266  | 2404   | 3670  |                                                                                       |
| N of Miss  | 57   | 44   | 20   | 25   | 16   | 17   | 101   | 78     | 179   |                                                                                       |

Table 7.96: It is all right to beat up people if they start the fight.





| RESPONSE   | 7th  | 8th  | 9th  | 10th | 11th | 12th | 6-8th | 9-12th | TOTAL |                                                                                     |
|------------|------|------|------|------|------|------|-------|--------|-------|-------------------------------------------------------------------------------------|
| NO!        | 55.7 | 40.5 | 40.2 | 30.5 | 35.1 | 36.4 | 48.0  | 35.5   | 39.8  |  |
| no         | 22.4 | 25.9 | 26.0 | 27.2 | 24.3 | 26.6 | 24.2  | 26.1   | 25.4  |  |
| yes        | 13.3 | 20.2 | 20.6 | 25.6 | 22.6 | 21.2 | 16.8  | 22.6   | 20.6  |  |
| YES!       | 8.6  | 13.4 | 13.2 | 16.6 | 18.0 | 15.8 | 11.1  | 15.8   | 14.2  |  |
| N of Valid | 625  | 640  | 661  | 694  | 567  | 467  | 1265  | 2389   | 3654  |                                                                                     |
| N of Miss  | 53   | 49   | 27   | 28   | 18   | 20   | 102   | 93     | 195   |                                                                                     |

Table 7.97: I think it is okay to take something without asking if you can get away with it.





| RESPONSE   | 7th  | 8th  | 9th  | 10th | 11th | 12th | 6-8th | 9-12th | TOTAL |                                                                                     |
|------------|------|------|------|------|------|------|-------|--------|-------|-------------------------------------------------------------------------------------|
| NO!        | 80.7 | 69.8 | 64.9 | 61.7 | 65.6 | 66.0 | 75.2  | 64.3   | 68.1  |  |
| no         | 16.0 | 24.9 | 28.8 | 31.4 | 28.9 | 30.0 | 20.5  | 29.8   | 26.6  |  |
| yes        | 2.6  | 4.3  | 5.6  | 5.4  | 4.6  | 3.4  | 3.5   | 4.9    | 4.4   |  |
| YES!       | 0.8  | 0.9  | 0.8  | 1.4  | 0.9  | 0.6  | 0.9   | 1.0    | 0.9   |  |
| N of Valid | 626  | 646  | 663  | 698  | 570  | 467  | 1272  | 2398   | 3670  |                                                                                     |
| N of Miss  | 52   | 43   | 25   | 24   | 15   | 20   | 95    | 84     | 179   |                                                                                     |

Table 7.98: It is important to be honest with your parents, even if they become upset or you get punished.





| RESPONSE   | 7th  | 8th  | 9th  | 10th | 11th | 12th | 6-8th | 9-12th | TOTAL |                                                                                       |
|------------|------|------|------|------|------|------|-------|--------|-------|---------------------------------------------------------------------------------------|
| NO!        | 13.5 | 11.4 | 9.6  | 10.2 | 8.8  | 12.0 | 12.5  | 10.1   | 10.9  |  |
| no         | 7.0  | 10.8 | 12.6 | 15.1 | 16.6 | 13.3 | 8.9   | 14.4   | 12.5  |  |
| yes        | 30.5 | 37.2 | 43.0 | 44.5 | 43.6 | 44.8 | 33.9  | 43.9   | 40.4  |  |
| YES!       | 49.0 | 40.5 | 34.7 | 30.3 | 31.0 | 30.0 | 44.7  | 31.6   | 36.2  |  |
| N of Valid | 629  | 647  | 665  | 697  | 567  | 467  | 1276  | 2396   | 3672  |                                                                                       |
| N of Miss  | 49   | 42   | 23   | 25   | 18   | 20   | 91    | 86     | 177   |                                                                                       |

Table 7.99: I think sometimes it's okay to cheat at school.





| RESPONSE   | 7th  | 8th  | 9th  | 10th | 11th | 12th | 6-8th | 9-12th | TOTAL |                                                                                     |
|------------|------|------|------|------|------|------|-------|--------|-------|-------------------------------------------------------------------------------------|
| NO!        | 76.0 | 56.8 | 52.6 | 45.9 | 43.2 | 46.3 | 66.3  | 47.2   | 53.8  |  |
| no         | 17.1 | 30.4 | 29.4 | 31.4 | 31.6 | 25.2 | 23.9  | 29.7   | 27.7  |  |
| yes        | 6.1  | 10.4 | 14.8 | 17.3 | 20.6 | 21.7 | 8.3   | 18.2   | 14.8  |  |
| YES!       | 0.8  | 2.3  | 3.3  | 5.5  | 4.5  | 6.8  | 1.6   | 4.9    | 3.8   |  |
| N of Valid | 625  | 644  | 664  | 695  | 572  | 469  | 1269  | 2400   | 3669  |                                                                                     |
| N of Miss  | 53   | 45   | 24   | 27   | 13   | 18   | 98    | 82     | 180   |                                                                                     |

Table 7.100: I ignore rules that get in my way.





| RESPONSE       | 7th  | 8th  | 9th  | 10th | 11th | 12th | 6-8th | 9-12th | TOTAL |                                                                                     |
|----------------|------|------|------|------|------|------|-------|--------|-------|-------------------------------------------------------------------------------------|
| Very false     | 70.3 | 56.3 | 56.4 | 48.2 | 49.3 | 47.9 | 63.1  | 50.7   | 55.0  |  |
| Somewhat false | 19.2 | 28.8 | 28.1 | 30.5 | 29.6 | 30.1 | 24.1  | 29.6   | 27.7  |  |
| Somewhat true  | 8.4  | 12.4 | 13.3 | 17.9 | 18.6 | 17.6 | 10.4  | 16.7   | 14.5  |  |
| Very true      | 2.1  | 2.6  | 2.1  | 3.4  | 2.4  | 4.4  | 2.3   | 3.0    | 2.8   |  |
| N of Valid     | 630  | 663  | 668  | 699  | 574  | 478  | 1293  | 2419   | 3712  |                                                                                     |
| N of Miss      | 48   | 26   | 20   | 23   | 11   | 9    | 74    | 63     | 137   |                                                                                     |

Table 7.101: I do the opposite of what people tell me, just to get them mad.





| RESPONSE       | 7th  | 8th  | 9th  | 10th | 11th | 12th | 6-8th | 9-12th | TOTAL |                                                                                       |
|----------------|------|------|------|------|------|------|-------|--------|-------|---------------------------------------------------------------------------------------|
| Very false     | 70.4 | 61.1 | 65.1 | 59.0 | 63.6 | 65.7 | 65.7  | 63.1   | 64.0  |  |
| Somewhat false | 19.4 | 25.0 | 21.8 | 25.9 | 23.8 | 21.0 | 22.2  | 23.3   | 22.9  |  |
| Somewhat true  | 7.6  | 12.3 | 10.7 | 12.4 | 10.3 | 10.4 | 10.0  | 11.1   | 10.7  |  |
| Very true      | 2.5  | 1.7  | 2.4  | 2.7  | 2.3  | 3.0  | 2.1   | 2.6    | 2.4   |  |
| N of Valid     | 628  | 653  | 664  | 700  | 571  | 472  | 1281  | 2407   | 3688  |                                                                                       |
| N of Miss      | 50   | 36   | 24   | 22   | 14   | 15   | 86    | 75     | 161   |                                                                                       |

Table 7.102: How many times have you done what feels good no matter what?







| RESPONSE                               | 7th  | 8th  | 9th  | 10th | 11th | 12th | 6-8th | 9-12th | TOTAL |                                                                                     |
|----------------------------------------|------|------|------|------|------|------|-------|--------|-------|-------------------------------------------------------------------------------------|
| Never                                  | 66.2 | 61.6 | 61.4 | 48.1 | 51.0 | 45.0 | 63.8  | 51.9   | 55.9  |  |
| I've done it, but not in the past year | 18.1 | 17.0 | 13.7 | 15.0 | 12.5 | 13.2 | 17.5  | 13.7   | 15.0  |  |
| Less than once a month                 | 3.8  | 6.5  | 7.2  | 13.4 | 13.5 | 15.4 | 5.2   | 12.1   | 9.8   |  |
| About once a month                     | 3.8  | 4.1  | 4.8  | 7.6  | 7.7  | 6.9  | 3.9   | 6.7    | 5.8   |  |
| 2 or 3 times a month                   | 3.2  | 3.8  | 5.1  | 5.8  | 6.8  | 7.8  | 3.5   | 6.2    | 5.3   |  |
| Once a week or more                    | 4.9  | 7.0  | 7.8  | 10.2 | 8.6  | 11.7 | 6.0   | 9.4    | 8.3   |  |
| N of Valid                             | 586  | 631  | 651  | 688  | 561  | 462  | 1217  | 2362   | 3579  |                                                                                     |
| N of Miss                              | 92   | 58   | 37   | 34   | 24   | 25   | 150   | 120    | 270   |                                                                                     |

Table 7.103: How many times have you done something dangerous because someone dared you to do it?













| RESPONSE                               | 7th  | 8th  | 9th  | 10th | 11th | 12th | 6-8th | 9-12th | TOTAL |                                                                                     |
|----------------------------------------|------|------|------|------|------|------|-------|--------|-------|-------------------------------------------------------------------------------------|
| Never                                  | 74.0 | 71.3 | 68.9 | 59.5 | 60.9 | 61.4 | 72.6  | 62.8   | 66.2  |  |
| I've done it, but not in the past year | 16.9 | 15.8 | 15.7 | 20.1 | 17.6 | 18.3 | 16.3  | 17.9   | 17.4  |  |
| Less than once a month                 | 4.9  | 6.0  | 7.1  | 11.2 | 12.6 | 10.6 | 5.5   | 10.3   | 8.6   |  |
| About once a month                     | 1.6  | 3.7  | 3.3  | 4.7  | 3.7  | 6.4  | 2.7   | 4.4    | 3.8   |  |
| 2 or 3 times a month                   | 1.6  | 1.4  | 2.7  | 2.7  | 3.7  | 1.5  | 1.5   | 2.7    | 2.3   |  |
| Once a week or more                    | 1.0  | 1.9  | 2.3  | 1.7  | 1.6  | 1.9  | 1.4   | 1.9    | 1.7   |  |
| N of Valid                             | 628  | 647  | 662  | 697  | 573  | 471  | 1275  | 2403   | 3678  |                                                                                     |
| N of Miss                              | 50   | 42   | 26   | 25   | 12   | 16   | 92    | 79     | 171   |                                                                                     |

Table 7.104: How many times have you done crazy things even if they are a little dangerous?

| RESPONSE                               | 7th  | 8th  | 9th  | 10th | 11th | 12th | 6-8th | 9-12th | TOTAL |                                                                                       |
|----------------------------------------|------|------|------|------|------|------|-------|--------|-------|---------------------------------------------------------------------------------------|
| Never                                  | 58.6 | 54.5 | 53.8 | 45.8 | 45.0 | 45.3 | 56.5  | 47.7   | 50.8  |  |
| I've done it, but not in the past year | 24.0 | 21.7 | 20.2 | 20.5 | 19.7 | 16.8 | 22.8  | 19.5   | 20.7  |  |
| Less than once a month                 | 9.3  | 9.8  | 11.7 | 14.2 | 18.2 | 17.4 | 9.6   | 15.1   | 13.2  |  |
| About once a month                     | 2.4  | 4.5  | 5.4  | 8.1  | 8.4  | 8.9  | 3.4   | 7.6    | 6.1   |  |
| 2 or 3 times a month                   | 2.9  | 5.1  | 5.1  | 5.9  | 4.9  | 5.7  | 4.0   | 5.4    | 4.9   |  |
| Once a week or more                    | 2.9  | 4.5  | 3.8  | 5.5  | 3.8  | 5.7  | 3.7   | 4.7    | 4.3   |  |
| N of Valid                             | 625  | 651  | 664  | 692  | 573  | 470  | 1276  | 2399   | 3675  |                                                                                       |
| N of Miss                              | 53   | 38   | 24   | 30   | 12   | 17   | 91    | 83     | 174   |                                                                                       |



## 7.5 Adult Intentions

Table 7.105: When I am an adult I will smoke cigarettes.

| RESPONSE   | 7th  | 8th  | 9th  | 10th | 11th | 12th | 6-8th | 9-12th | TOTAL |  |
|------------|------|------|------|------|------|------|-------|--------|-------|--|
| NO!        | 92.1 | 88.4 | 88.9 | 89.4 | 90.6 | 86.7 | 90.2  | 89.0   | 89.4  |  |
| no         | 6.2  | 9.3  | 10.2 | 8.6  | 8.0  | 8.4  | 7.8   | 8.9    | 8.5   |  |
| yes        | 1.3  | 1.9  | 0.4  | 1.4  | 0.9  | 3.6  | 1.6   | 1.5    | 1.5   |  |
| YES!       | 0.5  | 0.5  | 0.4  | 0.6  | 0.5  | 1.3  | 0.5   | 0.7    | 0.6   |  |
| N of Valid | 629  | 647  | 667  | 699  | 572  | 475  | 1276  | 2413   | 3689  |  |
| N of Miss  | 49   | 42   | 21   | 23   | 13   | 12   | 91    | 69     | 160   |  |

Table 7.106: When I am an adult I will drink beer, wine, or liquor.

| RESPONSE   | 7th  | 8th  | 9th  | 10th | 11th | 12th | 6-8th | 9-12th | TOTAL |  |
|------------|------|------|------|------|------|------|-------|--------|-------|--|
| NO!        | 45.2 | 32.5 | 26.4 | 23.2 | 18.2 | 19.7 | 38.7  | 22.2   | 27.9  |  |
| no         | 23.3 | 23.0 | 22.0 | 14.7 | 16.5 | 15.7 | 23.1  | 17.3   | 19.3  |  |
| yes        | 27.9 | 37.9 | 41.4 | 46.4 | 49.6 | 44.9 | 33.0  | 45.5   | 41.2  |  |
| YES!       | 3.5  | 6.6  | 10.2 | 15.7 | 15.8 | 19.7 | 5.1   | 15.0   | 11.6  |  |
| N of Valid | 621  | 649  | 664  | 699  | 571  | 472  | 1270  | 2406   | 3676  |  |
| N of Miss  | 57   | 40   | 24   | 23   | 14   | 15   | 97    | 76     | 173   |  |





Table 7.107: When I am an adult I will smoke marijuana.

| RESPONSE   | 7th  | 8th  | 9th  | 10th | 11th | 12th | 6-8th | 9-12th | TOTAL |  |
|------------|------|------|------|------|------|------|-------|--------|-------|--|
| NO!        | 90.3 | 77.9 | 63.1 | 56.9 | 47.7 | 48.4 | 84.1  | 54.8   | 64.9  |  |
| no         | 5.5  | 11.3 | 17.6 | 17.7 | 21.7 | 19.2 | 8.4   | 18.9   | 15.3  |  |
| yes        | 2.9  | 7.4  | 12.7 | 15.0 | 18.7 | 19.0 | 5.2   | 16.0   | 12.3  |  |
| YES!       | 1.3  | 3.4  | 6.6  | 10.4 | 11.9 | 13.3 | 2.3   | 10.3   | 7.5   |  |
| N of Valid | 631  | 648  | 670  | 694  | 572  | 473  | 1279  | 2409   | 3688  |  |
| N of Miss  | 47   | 41   | 18   | 28   | 13   | 14   | 88    | 73     | 161   |  |

## 7.6 Actions in Certain Situations and Opinions





You're looking at CDs in a music store with a friend. You look up and see her slip a CD under her coat. She smiles and says, "Which one do you want? Go ahead, take it while nobody's around." There is nobody in sight, no employees and no other customers.

Table 7.108: What would you do now?

| RESPONSE                                              | 7th  | 8th  | 9th  | 10th | 11th | 12th | 6-8th | 9-12th | TOTAL |                                                                                     |
|-------------------------------------------------------|------|------|------|------|------|------|-------|--------|-------|-------------------------------------------------------------------------------------|
| Ignore her.                                           | 16.0 | 17.6 | 19.0 | 24.1 | 23.2 | 25.8 | 16.8  | 22.8   | 20.7  |  |
| Grab a CD and leave the store.                        | 2.1  | 3.2  | 6.3  | 5.6  | 4.9  | 6.1  | 2.7   | 5.8    | 4.7   |  |
| Tell her to put the CD back.                          | 58.2 | 46.8 | 43.4 | 34.5 | 38.0 | 37.3 | 52.4  | 38.3   | 43.2  |  |
| Act like it's a joke, and ask her to put the CD back. | 23.7 | 32.4 | 31.3 | 35.8 | 33.8 | 30.7 | 28.2  | 33.1   | 31.4  |  |
| N of Valid                                            | 619  | 649  | 662  | 693  | 568  | 472  | 1268  | 2395   | 3663  |                                                                                     |
| N of Miss                                             | 59   | 40   | 26   | 29   | 17   | 15   | 99    | 87     | 186   |                                                                                     |

It's 8:00 on a weeknight and you are about to go over to a friend's home when your mother asks you where you are going. You say, "Oh, just going to go hang out with some friends." She says, "No, you'll just get into trouble if you go out. Stay home tonight."

Table 7.109: What would you do now?

| RESPONSE                                                                                                     | 7th  | 8th  | 9th  | 10th | 11th | 12th | 6-8th | 9-12th | TOTAL |                                                                                       |
|--------------------------------------------------------------------------------------------------------------|------|------|------|------|------|------|-------|--------|-------|---------------------------------------------------------------------------------------|
| Leave the house anyway.                                                                                      | 3.8  | 4.3  | 4.6  | 4.9  | 5.8  | 6.1  | 4.1   | 5.3    | 4.9   |  |
| Explain what you are going to do with your friends, tell her when you'd get home, and ask if you can go out. | 71.3 | 73.7 | 79.1 | 80.1 | 80.5 | 80.3 | 72.5  | 80.0   | 77.4  |  |
| Not say anything and start watching TV.                                                                      | 21.4 | 18.4 | 11.7 | 10.2 | 7.4  | 9.7  | 19.9  | 9.8    | 13.3  |  |
| Get into an argument with her.                                                                               | 3.5  | 3.6  | 4.7  | 4.8  | 6.3  | 3.8  | 3.5   | 4.9    | 4.4   |  |
| N of Valid                                                                                                   | 607  | 646  | 659  | 689  | 570  | 472  | 1253  | 2390   | 3643  |                                                                                       |
| N of Miss                                                                                                    | 71   | 43   | 29   | 33   | 15   | 15   | 114   | 92     | 206   |                                                                                       |

You are visiting another part of town, and you don't know any of the people your age there. You are walking down the street, and some teenager you don't know is walking toward you. He is about your size, and as he is about to pass you, he deliberately bumps into you and you almost lose your balance.

Table 7.110: What would you say or do?

| RESPONSE                                            | 7th  | 8th  | 9th  | 10th | 11th | 12th | 6-8th | 9-12th | TOTAL |
|-----------------------------------------------------|------|------|------|------|------|------|-------|--------|-------|
| Push the person back.                               | 6.3  | 7.1  | 7.7  | 8.3  | 7.8  | 7.4  | 6.7   | 7.8    | 7.5   |
| Say "Excuse me" and keep on walking.                | 59.1 | 55.0 | 56.2 | 55.1 | 57.8 | 64.9 | 57.0  | 58.0   | 57.6  |
| Say "Watch where you're going" and keep on walking. | 27.2 | 27.8 | 24.7 | 22.8 | 23.5 | 16.0 | 27.5  | 22.2   | 24.0  |
| Swear at the person and walk away.                  | 7.3  | 10.1 | 11.4 | 13.8 | 10.9 | 11.7 | 8.7   | 12.0   | 10.9  |
| N of Valid                                          | 599  | 636  | 651  | 683  | 562  | 462  | 1235  | 2358   | 3593  |
| N of Miss                                           | 79   | 53   | 37   | 39   | 23   | 25   | 132   | 124    | 256   |

You are at a party at someone's house, and one of your friends offers you a drink containing alcohol.

Table 7.111: What would you say or do?

| RESPONSE                                                                                                   | 7th  | 8th  | 9th  | 10th | 11th | 12th | 6-8th | 9-12th | TOTAL |
|------------------------------------------------------------------------------------------------------------|------|------|------|------|------|------|-------|--------|-------|
| Drink it.                                                                                                  | 5.6  | 12.4 | 21.1 | 31.1 | 38.2 | 41.5 | 9.1   | 32.1   | 24.1  |
| Tell your friend "No thanks, I don't drink" and suggest that you and your friend go and do something else. | 51.0 | 44.2 | 35.3 | 30.1 | 28.4 | 20.1 | 47.5  | 29.2   | 35.5  |
| Just say "No, thanks" and walk away.                                                                       | 28.3 | 30.1 | 31.8 | 30.4 | 27.2 | 31.0 | 29.3  | 30.1   | 29.8  |
| Make up a good excuse, tell your friend you had something else to do, and leave.                           | 15.1 | 13.3 | 11.9 | 8.3  | 6.2  | 7.5  | 14.1  | 8.6    | 10.5  |
| N of Valid                                                                                                 | 604  | 647  | 658  | 684  | 563  | 468  | 1251  | 2373   | 3624  |
| N of Miss                                                                                                  | 74   | 42   | 30   | 38   | 22   | 19   | 116   | 109    | 225   |

Table 7.112: How wrong do you think it is for someone your age to take a handgun to school?

| RESPONSE           | 7th  | 8th  | 9th  | 10th | 11th | 12th | 6-8th | 9-12th | TOTAL |  |
|--------------------|------|------|------|------|------|------|-------|--------|-------|--|
| Very wrong         | 95.3 | 95.0 | 94.0 | 94.7 | 96.0 | 96.1 | 95.2  | 95.1   | 95.1  |  |
| Wrong              | 3.4  | 3.9  | 3.9  | 3.3  | 2.6  | 2.6  | 3.6   | 3.2    | 3.3   |  |
| A little bit wrong | 1.0  | 0.5  | 1.8  | 1.4  | 0.7  | 0.9  | 0.7   | 1.3    | 1.1   |  |
| Not wrong at all   | 0.3  | 0.6  | 0.3  | 0.6  | 0.7  | 0.4  | 0.5   | 0.5    | 0.5   |  |
| N of Valid         | 621  | 644  | 662  | 698  | 570  | 465  | 1265  | 2395   | 3660  |  |
| N of Miss          | 57   | 45   | 26   | 24   | 15   | 22   | 102   | 87     | 189   |  |

Table 7.113: How wrong do you think it is for someone your age to steal anything worth more than \$5?

| RESPONSE           | 7th  | 8th  | 9th  | 10th | 11th | 12th | 6-8th | 9-12th | TOTAL |  |
|--------------------|------|------|------|------|------|------|-------|--------|-------|--|
| Very wrong         | 75.9 | 64.2 | 58.5 | 53.2 | 58.0 | 57.8 | 69.9  | 56.7   | 61.3  |  |
| Wrong              | 19.1 | 28.5 | 31.2 | 35.2 | 31.3 | 29.0 | 23.9  | 32.0   | 29.2  |  |
| A little bit wrong | 4.4  | 6.4  | 8.8  | 10.3 | 9.5  | 11.4 | 5.4   | 9.9    | 8.3   |  |
| Not wrong at all   | 0.6  | 0.9  | 1.5  | 1.3  | 1.2  | 1.7  | 0.8   | 1.4    | 1.2   |  |
| N of Valid         | 618  | 645  | 661  | 698  | 569  | 465  | 1263  | 2393   | 3656  |  |
| N of Miss          | 60   | 44   | 27   | 24   | 16   | 22   | 104   | 89     | 193   |  |

Table 7.114: How wrong do you think it is for someone your age to pick a fight with someone?

| RESPONSE           | 7th  | 8th  | 9th  | 10th | 11th | 12th | 6-8th | 9-12th | TOTAL |  |
|--------------------|------|------|------|------|------|------|-------|--------|-------|--|
| Very wrong         | 59.3 | 45.6 | 41.4 | 38.9 | 41.1 | 41.9 | 52.3  | 40.7   | 44.7  |  |
| Wrong              | 29.2 | 32.8 | 36.8 | 37.4 | 38.6 | 40.0 | 31.0  | 38.0   | 35.6  |  |
| A little bit wrong | 8.9  | 18.0 | 17.8 | 20.5 | 17.1 | 15.1 | 13.6  | 17.9   | 16.4  |  |
| Not wrong at all   | 2.6  | 3.6  | 4.0  | 3.2  | 3.2  | 3.0  | 3.1   | 3.4    | 3.3   |  |
| N of Valid         | 607  | 638  | 652  | 692  | 560  | 465  | 1245  | 2369   | 3614  |  |
| N of Miss          | 71   | 51   | 36   | 30   | 25   | 22   | 122   | 113    | 235   |  |

Table 7.115: How wrong do you think it is for someone your age to attack someone with the idea of seriously hurting them?

| RESPONSE           | 7th  | 8th  | 9th  | 10th | 11th | 12th | 6-8th | 9-12th | TOTAL |  |
|--------------------|------|------|------|------|------|------|-------|--------|-------|--|
| Very wrong         | 89.1 | 80.4 | 74.5 | 73.9 | 74.7 | 77.3 | 84.6  | 74.9   | 78.3  |  |
| Wrong              | 7.4  | 14.8 | 19.1 | 18.4 | 17.3 | 16.2 | 11.1  | 17.9   | 15.6  |  |
| A little bit wrong | 3.1  | 3.9  | 4.7  | 6.3  | 6.4  | 5.6  | 3.5   | 5.7    | 5.0   |  |
| Not wrong at all   | 0.5  | 0.9  | 1.7  | 1.4  | 1.6  | 0.9  | 0.7   | 1.4    | 1.2   |  |
| N of Valid         | 612  | 644  | 660  | 696  | 565  | 462  | 1256  | 2383   | 3639  |  |
| N of Miss          | 66   | 45   | 28   | 26   | 20   | 25   | 111   | 99     | 210   |  |

Table 7.116: How wrong do you think it is for someone your age to stay away from school all day when their parents think they are at school?

| RESPONSE           | 7th  | 8th  | 9th  | 10th | 11th | 12th | 6-8th | 9-12th | TOTAL |  |
|--------------------|------|------|------|------|------|------|-------|--------|-------|--|
| Very wrong         | 83.3 | 70.5 | 58.3 | 56.8 | 50.2 | 48.9 | 76.8  | 54.1   | 62.0  |  |
| Wrong              | 12.0 | 22.8 | 31.5 | 31.8 | 33.1 | 31.2 | 17.5  | 31.9   | 26.9  |  |
| A little bit wrong | 4.1  | 5.7  | 9.2  | 9.7  | 14.4 | 16.4 | 4.9   | 12.0   | 9.5   |  |
| Not wrong at all   | 0.6  | 0.9  | 1.1  | 1.7  | 2.3  | 3.4  | 0.8   | 2.0    | 1.6   |  |
| N of Valid         | 617  | 645  | 655  | 694  | 568  | 464  | 1262  | 2381   | 3643  |  |
| N of Miss          | 61   | 44   | 33   | 28   | 17   | 23   | 105   | 101    | 206   |  |

Table 7.117: How wrong do you think it is for someone your age to drink beer, wine or hard liquor regularly?

| RESPONSE           | 7th  | 8th  | 9th  | 10th | 11th | 12th | 6-8th | 9-12th | TOTAL |  |
|--------------------|------|------|------|------|------|------|-------|--------|-------|--|
| Very wrong         | 86.9 | 76.2 | 64.4 | 50.4 | 42.6 | 34.8 | 81.4  | 49.4   | 60.5  |  |
| Wrong              | 9.7  | 15.0 | 20.0 | 22.6 | 26.3 | 26.3 | 12.4  | 23.5   | 19.7  |  |
| A little bit wrong | 2.9  | 6.8  | 12.0 | 20.3 | 24.2 | 27.9 | 4.9   | 20.4   | 15.0  |  |
| Not wrong at all   | 0.5  | 2.0  | 3.6  | 6.8  | 6.9  | 11.0 | 1.3   | 6.8    | 4.9   |  |
| N of Valid         | 618  | 646  | 660  | 695  | 566  | 463  | 1264  | 2384   | 3648  |  |
| N of Miss          | 60   | 43   | 28   | 27   | 19   | 24   | 103   | 98     | 201   |  |

Table 7.118: How wrong do you think it is for someone your age to smoke cigarettes?

| RESPONSE           | 7th  | 8th  | 9th  | 10th | 11th | 12th | 6-8th | 9-12th | TOTAL |  |
|--------------------|------|------|------|------|------|------|-------|--------|-------|--|
| Very wrong         | 92.5 | 84.3 | 79.7 | 76.8 | 74.9 | 68.0 | 88.3  | 75.4   | 79.9  |  |
| Wrong              | 5.2  | 11.0 | 14.0 | 15.4 | 18.2 | 19.0 | 8.2   | 16.4   | 13.6  |  |
| A little bit wrong | 2.1  | 3.9  | 4.6  | 6.2  | 5.1  | 9.3  | 3.0   | 6.1    | 5.0   |  |
| Not wrong at all   | 0.2  | 0.8  | 1.7  | 1.6  | 1.8  | 3.7  | 0.5   | 2.1    | 1.5   |  |
| N of Valid         | 612  | 636  | 655  | 693  | 566  | 463  | 1248  | 2377   | 3625  |  |
| N of Miss          | 66   | 53   | 33   | 29   | 19   | 24   | 119   | 105    | 224   |  |

Table 7.119: How wrong do you think it is for someone your age to smoke marijuana?

| RESPONSE           | 7th  | 8th  | 9th  | 10th | 11th | 12th | 6-8th | 9-12th | TOTAL |  |
|--------------------|------|------|------|------|------|------|-------|--------|-------|--|
| Very wrong         | 89.5 | 77.4 | 58.7 | 47.9 | 34.9 | 31.5 | 83.3  | 44.6   | 57.9  |  |
| Wrong              | 6.4  | 11.6 | 18.7 | 17.2 | 20.0 | 19.0 | 9.1   | 18.6   | 15.3  |  |
| A little bit wrong | 2.6  | 7.4  | 13.2 | 19.8 | 23.7 | 26.1 | 5.0   | 20.2   | 15.0  |  |
| Not wrong at all   | 1.5  | 3.6  | 9.4  | 15.1 | 21.4 | 23.3 | 2.6   | 16.6   | 11.8  |  |
| N of Valid         | 612  | 636  | 658  | 691  | 565  | 463  | 1248  | 2377   | 3625  |  |
| N of Miss          | 66   | 53   | 30   | 31   | 20   | 24   | 119   | 105    | 224   |  |

Table 7.120: How wrong do you think it is for someone your age to use LSD, cocaine, amphetamines or another illegal drug?

| RESPONSE           | 7th  | 8th  | 9th  | 10th | 11th | 12th | 6-8th | 9-12th | TOTAL |  |
|--------------------|------|------|------|------|------|------|-------|--------|-------|--|
| Very wrong         | 97.2 | 94.1 | 88.4 | 85.6 | 83.0 | 79.1 | 95.6  | 84.5   | 88.3  |  |
| Wrong              | 1.8  | 4.2  | 8.2  | 9.1  | 12.0 | 13.4 | 3.0   | 10.4   | 7.9   |  |
| A little bit wrong | 0.8  | 1.4  | 2.4  | 3.5  | 3.4  | 5.4  | 1.1   | 3.5    | 2.7   |  |
| Not wrong at all   | 0.2  | 0.3  | 0.9  | 1.9  | 1.6  | 2.2  | 0.2   | 1.6    | 1.1   |  |
| N of Valid         | 608  | 639  | 658  | 694  | 565  | 464  | 1247  | 2381   | 3628  |  |
| N of Miss          | 70   | 50   | 30   | 28   | 20   | 23   | 120   | 101    | 221   |  |

Table 7.121: How much do you think people risk harming themselves if they smoke one or more packs of cigarettes per day?

| RESPONSE      | 7th  | 8th  | 9th  | 10th | 11th | 12th | 6-8th | 9-12th | TOTAL |
|---------------|------|------|------|------|------|------|-------|--------|-------|
| No risk       | 5.7  | 4.2  | 2.9  | 3.8  | 1.2  | 4.3  | 4.9   | 3.0    | 3.7   |
| Slight risk   | 4.5  | 2.2  | 4.3  | 3.0  | 3.2  | 1.7  | 3.3   | 3.2    | 3.2   |
| Moderate risk | 13.4 | 13.9 | 12.3 | 11.0 | 8.5  | 9.5  | 13.6  | 10.5   | 11.6  |
| Great risk    | 76.5 | 79.7 | 80.4 | 82.2 | 87.1 | 84.4 | 78.1  | 83.3   | 81.5  |
| N of Valid    | 599  | 625  | 649  | 690  | 564  | 463  | 1224  | 2366   | 3590  |
| N of Miss     | 79   | 64   | 39   | 32   | 21   | 24   | 143   | 116    | 259   |

Table 7.122: How much do you think people risk harming themselves if they try marijuana once or twice?

| RESPONSE      | 7th  | 8th  | 9th  | 10th | 11th | 12th | 6-8th | 9-12th | TOTAL |
|---------------|------|------|------|------|------|------|-------|--------|-------|
| No risk       | 11.9 | 17.3 | 31.3 | 42.4 | 51.8 | 55.5 | 14.7  | 44.1   | 34.1  |
| Slight risk   | 27.4 | 31.8 | 32.5 | 31.9 | 28.5 | 25.4 | 29.6  | 30.0   | 29.9  |
| Moderate risk | 30.3 | 26.0 | 19.2 | 15.2 | 11.1 | 9.3  | 28.1  | 14.2   | 18.9  |
| Great risk    | 30.4 | 24.9 | 17.0 | 10.5 | 8.6  | 9.8  | 27.6  | 11.7   | 17.1  |
| N of Valid    | 598  | 623  | 646  | 684  | 558  | 461  | 1221  | 2349   | 3570  |
| N of Miss     | 80   | 66   | 42   | 38   | 27   | 26   | 146   | 133    | 279   |

Table 7.123: How much do you think people risk harming themselves if they smoke marijuana once or twice a week?

| RESPONSE      | 7th  | 8th  | 9th  | 10th | 11th | 12th | 6-8th | 9-12th | TOTAL |
|---------------|------|------|------|------|------|------|-------|--------|-------|
| No risk       | 8.4  | 10.2 | 16.4 | 21.4 | 24.1 | 26.2 | 9.3   | 21.6   | 17.4  |
| Slight risk   | 9.4  | 13.7 | 21.7 | 27.2 | 30.4 | 34.7 | 11.6  | 27.9   | 22.4  |
| Moderate risk | 24.9 | 27.3 | 27.9 | 28.3 | 24.8 | 23.6 | 26.1  | 26.4   | 26.3  |
| Great risk    | 57.2 | 48.8 | 34.1 | 23.1 | 20.7 | 15.4 | 52.9  | 24.0   | 33.9  |
| N of Valid    | 594  | 619  | 646  | 681  | 560  | 461  | 1213  | 2348   | 3561  |
| N of Miss     | 84   | 70   | 42   | 41   | 25   | 26   | 154   | 134    | 288   |

Table 7.124: How much do you think people risk harming themselves if they use prescription drugs that are not prescribed to them?

| RESPONSE      | 7th  | 8th  | 9th  | 10th | 11th | 12th | 6-8th | 9-12th | TOTAL |
|---------------|------|------|------|------|------|------|-------|--------|-------|
| No risk       | 5.5  | 3.2  | 3.0  | 4.0  | 1.8  | 4.6  | 4.4   | 3.3    | 3.7   |
| Slight risk   | 7.1  | 7.2  | 9.5  | 6.0  | 5.9  | 8.5  | 7.1   | 7.4    | 7.3   |
| Moderate risk | 20.0 | 23.8 | 25.9 | 28.4 | 28.0 | 24.8 | 21.9  | 26.9   | 25.2  |
| Great risk    | 67.4 | 65.8 | 61.6 | 61.6 | 64.3 | 62.2 | 66.6  | 62.4   | 63.8  |
| N of Valid    | 595  | 622  | 641  | 679  | 560  | 460  | 1217  | 2340   | 3557  |
| N of Miss     | 83   | 67   | 47   | 43   | 25   | 27   | 150   | 142    | 292   |

Table 7.125: How much do you think people risk harming themselves if they take one or two drinks of an alcoholic beverage nearly every day?

| RESPONSE      | 7th  | 8th  | 9th  | 10th | 11th | 12th | 6-8th | 9-12th | TOTAL |
|---------------|------|------|------|------|------|------|-------|--------|-------|
| No risk       | 7.1  | 6.0  | 5.8  | 5.6  | 4.5  | 9.1  | 6.5   | 6.1    | 6.2   |
| Slight risk   | 11.8 | 12.1 | 16.4 | 13.2 | 13.6 | 17.6 | 12.0  | 15.0   | 14.0  |
| Moderate risk | 27.1 | 29.6 | 28.3 | 37.0 | 35.1 | 32.8 | 28.4  | 33.3   | 31.6  |
| Great risk    | 54.0 | 52.3 | 49.5 | 44.2 | 46.9 | 40.6 | 53.1  | 45.6   | 48.1  |
| N of Valid    | 591  | 618  | 642  | 681  | 559  | 461  | 1209  | 2343   | 3552  |
| N of Miss     | 87   | 71   | 46   | 41   | 26   | 26   | 158   | 139    | 297   |

Table 7.126: How much do you think people risk harming themselves when they have five or more drinks of an alcoholic beverage once or twice a week?

| RESPONSE      | 7th  | 8th  | 9th  | 10th | 11th | 12th | 6-8th | 9-12th | TOTAL |
|---------------|------|------|------|------|------|------|-------|--------|-------|
| No risk       | 5.9  | 4.7  | 4.8  | 4.5  | 2.9  | 6.3  | 5.3   | 4.6    | 4.8   |
| Slight risk   | 6.3  | 5.5  | 8.1  | 7.7  | 7.7  | 9.5  | 5.9   | 8.2    | 7.4   |
| Moderate risk | 18.2 | 22.5 | 26.1 | 26.9 | 24.7 | 28.4 | 20.4  | 26.5   | 24.4  |
| Great risk    | 69.6 | 67.4 | 61.0 | 60.8 | 64.7 | 55.7 | 68.5  | 60.8   | 63.4  |
| N of Valid    | 589  | 622  | 644  | 684  | 558  | 461  | 1211  | 2347   | 3558  |
| N of Miss     | 89   | 67   | 44   | 38   | 27   | 26   | 156   | 135    | 291   |



## 7.7 Neighborhood and Community

Table 7.127: If you wanted to get some beer, wine or hard liquor, how easy would it be for you to get some?

| RESPONSE     | 7th  | 8th  | 9th  | 10th | 11th | 12th | 6-8th | 9-12th | TOTAL |  |
|--------------|------|------|------|------|------|------|-------|--------|-------|--|
| Very hard    | 68.1 | 54.2 | 44.6 | 32.7 | 24.9 | 22.3 | 60.9  | 32.0   | 41.7  |  |
| Sort of hard | 17.6 | 22.4 | 26.3 | 25.6 | 27.4 | 25.6 | 20.1  | 26.2   | 24.2  |  |
| Sort of easy | 9.7  | 15.9 | 19.0 | 23.8 | 24.7 | 29.1 | 12.9  | 23.8   | 20.1  |  |
| Very easy    | 4.6  | 7.5  | 10.0 | 18.0 | 23.1 | 23.0 | 6.1   | 18.0   | 14.0  |  |
| N of Valid   | 567  | 603  | 630  | 673  | 555  | 453  | 1170  | 2311   | 3481  |  |
| N of Miss    | 111  | 86   | 58   | 49   | 30   | 34   | 197   | 171    | 368   |  |

Table 7.128: If you wanted to get some cigarettes, how easy would it be for you to get some?

| RESPONSE     | 7th  | 8th  | 9th  | 10th | 11th | 12th | 6-8th | 9-12th | TOTAL |  |
|--------------|------|------|------|------|------|------|-------|--------|-------|--|
| Very hard    | 71.6 | 66.6 | 59.6 | 50.3 | 48.7 | 42.4 | 69.0  | 50.9   | 57.0  |  |
| Sort of hard | 14.9 | 17.6 | 21.5 | 23.4 | 25.4 | 26.0 | 16.3  | 23.9   | 21.3  |  |
| Sort of easy | 8.3  | 9.5  | 11.3 | 14.3 | 11.9 | 12.6 | 8.9   | 12.6   | 11.3  |  |
| Very easy    | 5.2  | 6.3  | 7.5  | 12.1 | 14.0 | 19.0 | 5.8   | 12.7   | 10.3  |  |
| N of Valid   | 563  | 601  | 627  | 672  | 556  | 453  | 1164  | 2308   | 3472  |  |
| N of Miss    | 115  | 88   | 61   | 50   | 29   | 34   | 203   | 174    | 377   |  |

Table 7.129: If you wanted to get a drug like cocaine, LSD, or amphetamines, how easy would it be for you to get some?

| RESPONSE     | 7th  | 8th  | 9th  | 10th | 11th | 12th | 6-8th | 9-12th | TOTAL |  |
|--------------|------|------|------|------|------|------|-------|--------|-------|--|
| Very hard    | 92.7 | 84.8 | 80.3 | 69.8 | 69.4 | 64.2 | 88.6  | 71.5   | 77.2  |  |
| Sort of hard | 4.1  | 9.9  | 13.2 | 15.5 | 16.5 | 22.3 | 7.1   | 16.4   | 13.3  |  |
| Sort of easy | 2.3  | 4.3  | 3.5  | 8.1  | 8.3  | 7.3  | 3.4   | 6.7    | 5.6   |  |
| Very easy    | 0.9  | 1.0  | 3.0  | 6.6  | 5.8  | 6.2  | 1.0   | 5.3    | 3.9   |  |
| N of Valid   | 558  | 598  | 631  | 669  | 552  | 452  | 1156  | 2304   | 3460  |  |
| N of Miss    | 120  | 91   | 57   | 53   | 33   | 35   | 211   | 178    | 389   |  |

Table 7.130: If you wanted to get some marijuana, how easy would it be for you to get some?





| RESPONSE     | 7th  | 8th  | 9th  | 10th | 11th | 12th | 6-8th | 9-12th | TOTAL |                                                                                     |
|--------------|------|------|------|------|------|------|-------|--------|-------|-------------------------------------------------------------------------------------|
| Very hard    | 83.0 | 69.3 | 50.1 | 34.2 | 25.1 | 24.0 | 75.9  | 34.3   | 48.2  |  |
| Sort of hard | 8.6  | 11.9 | 14.8 | 14.5 | 12.6 | 11.7 | 10.3  | 13.6   | 12.5  |  |
| Sort of easy | 5.7  | 8.0  | 17.6 | 18.3 | 22.2 | 26.0 | 6.9   | 20.6   | 16.0  |  |
| Very easy    | 2.7  | 10.7 | 17.5 | 33.0 | 40.1 | 38.3 | 6.8   | 31.5   | 23.3  |  |
| N of Valid   | 558  | 597  | 629  | 667  | 554  | 454  | 1155  | 2304   | 3459  |                                                                                     |
| N of Miss    | 120  | 92   | 59   | 55   | 31   | 33   | 212   | 178    | 390   |                                                                                     |

Table 7.131: If you wanted to get a handgun, how easy would it be for you to get one?





| RESPONSE     | 7th  | 8th  | 9th  | 10th | 11th | 12th | 6-8th | 9-12th | TOTAL |                                                                                     |
|--------------|------|------|------|------|------|------|-------|--------|-------|-------------------------------------------------------------------------------------|
| Very hard    | 82.0 | 80.0 | 78.4 | 77.1 | 77.4 | 75.9 | 81.0  | 77.3   | 78.5  |  |
| Sort of hard | 11.0 | 13.4 | 13.7 | 13.5 | 11.6 | 13.6 | 12.2  | 13.1   | 12.8  |  |
| Sort of easy | 4.5  | 4.7  | 4.8  | 5.8  | 6.0  | 6.0  | 4.6   | 5.6    | 5.3   |  |
| Very easy    | 2.5  | 1.9  | 3.0  | 3.6  | 5.1  | 4.5  | 2.2   | 4.0    | 3.4   |  |
| N of Valid   | 555  | 591  | 626  | 668  | 553  | 449  | 1146  | 2296   | 3442  |                                                                                     |
| N of Miss    | 123  | 98   | 62   | 54   | 32   | 38   | 221   | 186    | 407   |                                                                                     |

Table 7.132: If a kid smoked marijuana in your neighborhood, would he or she be caught by the police?





| RESPONSE   | 7th  | 8th  | 9th  | 10th | 11th | 12th | 6-8th | 9-12th | TOTAL |                                                                                       |
|------------|------|------|------|------|------|------|-------|--------|-------|---------------------------------------------------------------------------------------|
| NO!        | 10.5 | 13.0 | 20.5 | 33.8 | 38.2 | 39.9 | 11.8  | 32.5   | 25.6  |  |
| no         | 27.3 | 40.4 | 51.1 | 46.4 | 45.4 | 47.8 | 34.1  | 47.7   | 43.2  |  |
| yes        | 38.0 | 29.6 | 20.5 | 14.8 | 11.6 | 7.5  | 33.6  | 14.1   | 20.6  |  |
| YES!       | 24.2 | 17.1 | 7.9  | 5.0  | 4.9  | 4.8  | 20.5  | 5.7    | 10.6  |  |
| N of Valid | 545  | 592  | 620  | 675  | 553  | 454  | 1137  | 2302   | 3439  |                                                                                       |
| N of Miss  | 133  | 97   | 68   | 47   | 32   | 33   | 230   | 180    | 410   |                                                                                       |

Table 7.133: If a kid drank some beer, wine or hard liquor in your neighborhood, would he or she be caught by the police?





| RESPONSE   | 7th  | 8th  | 9th  | 10th | 11th | 12th | 6-8th | 9-12th | TOTAL |                                                                                     |
|------------|------|------|------|------|------|------|-------|--------|-------|-------------------------------------------------------------------------------------|
| NO!        | 16.5 | 19.7 | 26.8 | 38.1 | 43.9 | 42.3 | 18.2  | 37.3   | 31.0  |  |
| no         | 33.2 | 45.3 | 53.2 | 45.3 | 43.5 | 48.0 | 39.5  | 47.5   | 44.9  |  |
| yes        | 34.1 | 23.6 | 14.7 | 11.7 | 8.3  | 6.0  | 28.6  | 10.5   | 16.5  |  |
| YES!       | 16.1 | 11.5 | 5.3  | 4.9  | 4.3  | 3.8  | 13.7  | 4.7    | 7.7   |  |
| N of Valid | 539  | 590  | 620  | 669  | 554  | 452  | 1129  | 2295   | 3424  |                                                                                     |
| N of Miss  | 139  | 99   | 68   | 53   | 31   | 35   | 238   | 187    | 425   |                                                                                     |

Table 7.134: If a kid carried a handgun in your neighborhood, would he or she be caught by the police?





| RESPONSE   | 7th  | 8th  | 9th  | 10th | 11th | 12th | 6-8th | 9-12th | TOTAL |                                                                                     |
|------------|------|------|------|------|------|------|-------|--------|-------|-------------------------------------------------------------------------------------|
| NO!        | 7.9  | 8.3  | 9.9  | 12.8 | 12.7 | 14.6 | 8.1   | 12.3   | 10.9  |  |
| no         | 14.4 | 18.0 | 25.9 | 25.5 | 29.3 | 30.9 | 16.3  | 27.6   | 23.8  |  |
| yes        | 31.0 | 34.6 | 36.8 | 36.1 | 34.5 | 33.2 | 32.9  | 35.4   | 34.5  |  |
| YES!       | 46.7 | 39.2 | 27.4 | 25.6 | 23.5 | 21.3 | 42.8  | 24.7   | 30.7  |  |
| N of Valid | 542  | 590  | 617  | 664  | 550  | 446  | 1132  | 2277   | 3409  |                                                                                     |
| N of Miss  | 136  | 99   | 71   | 58   | 35   | 41   | 235   | 205    | 440   |                                                                                     |

Table 7.135: How wrong would most adults in your neighborhood think it was for kids your age to use marijuana?





| RESPONSE           | 7th  | 8th  | 9th  | 10th | 11th | 12th | 6-8th | 9-12th | TOTAL |                                                                                       |
|--------------------|------|------|------|------|------|------|-------|--------|-------|---------------------------------------------------------------------------------------|
| Very wrong         | 85.3 | 72.8 | 59.2 | 44.8 | 37.9 | 33.8 | 78.9  | 45.0   | 56.5  |  |
| Wrong              | 10.6 | 18.0 | 24.5 | 29.2 | 29.9 | 28.3 | 14.4  | 27.9   | 23.3  |  |
| A little bit wrong | 3.8  | 7.9  | 14.2 | 20.4 | 26.0 | 30.5 | 5.9   | 22.0   | 16.5  |  |
| Not wrong at all   | 0.3  | 1.3  | 2.1  | 5.5  | 6.2  | 7.3  | 0.8   | 5.1    | 3.7   |  |
| N of Valid         | 586  | 621  | 654  | 685  | 562  | 452  | 1207  | 2353   | 3560  |                                                                                       |
| N of Miss          | 92   | 68   | 34   | 37   | 23   | 35   | 160   | 129    | 289   |                                                                                       |

Table 7.136: How wrong would most adults in your neighborhood think it was for kids your age to drink alcohol?

| RESPONSE           | 7th  | 8th  | 9th  | 10th | 11th | 12th | 6-8th | 9-12th | TOTAL |  |
|--------------------|------|------|------|------|------|------|-------|--------|-------|--|
| Very wrong         | 76.3 | 64.0 | 58.2 | 43.0 | 35.8 | 28.2 | 70.0  | 42.6   | 51.9  |  |
| Wrong              | 15.0 | 24.1 | 27.6 | 33.8 | 35.6 | 35.3 | 19.7  | 32.8   | 28.3  |  |
| A little bit wrong | 7.7  | 8.9  | 11.6 | 17.8 | 23.0 | 31.5 | 8.3   | 20.0   | 16.0  |  |
| Not wrong at all   | 1.0  | 2.9  | 2.6  | 5.4  | 5.7  | 5.1  | 2.0   | 4.6    | 3.7   |  |
| N of Valid         | 586  | 617  | 653  | 684  | 562  | 451  | 1203  | 2350   | 3553  |  |
| N of Miss          | 92   | 72   | 35   | 38   | 23   | 36   | 164   | 132    | 296   |  |

Table 7.137: How wrong would most adults in your neighborhood think it was for kids your age to smoke cigarettes?

| RESPONSE           | 7th  | 8th  | 9th  | 10th | 11th | 12th | 6-8th | 9-12th | TOTAL |  |
|--------------------|------|------|------|------|------|------|-------|--------|-------|--|
| Very wrong         | 84.8 | 77.0 | 74.8 | 66.1 | 68.3 | 60.5 | 80.8  | 68.0   | 72.3  |  |
| Wrong              | 10.6 | 17.5 | 17.3 | 22.6 | 23.2 | 27.6 | 14.1  | 22.2   | 19.5  |  |
| A little bit wrong | 4.3  | 4.2  | 5.5  | 6.2  | 5.7  | 7.7  | 4.3   | 6.2    | 5.5   |  |
| Not wrong at all   | 0.3  | 1.3  | 2.3  | 5.1  | 2.9  | 4.2  | 0.8   | 3.6    | 2.7   |  |
| N of Valid         | 585  | 612  | 652  | 681  | 561  | 453  | 1197  | 2347   | 3544  |  |
| N of Miss          | 93   | 77   | 36   | 41   | 24   | 34   | 170   | 135    | 305   |  |

Table 7.138: About how many adults have you known personally who in the past year have used marijuana, crack, cocaine, or other drugs?

| RESPONSE         | 7th  | 8th  | 9th  | 10th | 11th | 12th | 6-8th | 9-12th | TOTAL |  |
|------------------|------|------|------|------|------|------|-------|--------|-------|--|
| None             | 78.8 | 71.5 | 66.6 | 55.2 | 47.6 | 49.0 | 75.1  | 55.3   | 62.0  |  |
| 1 adult          | 10.8 | 10.0 | 12.3 | 13.9 | 14.4 | 14.9 | 10.4  | 13.8   | 12.6  |  |
| 2 adults         | 4.1  | 7.1  | 7.4  | 9.5  | 12.6 | 11.3 | 5.7   | 10.0   | 8.5   |  |
| 3 or 4 adults    | 3.6  | 6.1  | 5.9  | 10.2 | 12.1 | 11.3 | 4.9   | 9.7    | 8.1   |  |
| 5 or more adults | 2.7  | 5.2  | 7.9  | 11.1 | 13.3 | 13.5 | 4.0   | 11.2   | 8.8   |  |
| N of Valid       | 585  | 618  | 649  | 683  | 563  | 451  | 1203  | 2346   | 3549  |  |
| N of Miss        | 93   | 71   | 39   | 39   | 22   | 36   | 164   | 136    | 300   |  |

Table 7.139: About how many adults have you known personally who in the past year have sold or dealt drugs?

| RESPONSE         | 7th  | 8th  | 9th  | 10th | 11th | 12th | 6-8th | 9-12th | TOTAL |  |
|------------------|------|------|------|------|------|------|-------|--------|-------|--|
| None             | 92.5 | 85.4 | 83.5 | 75.7 | 75.9 | 77.1 | 88.8  | 78.2   | 81.8  |  |
| 1 adult          | 3.7  | 9.3  | 7.3  | 11.4 | 9.1  | 8.9  | 6.5   | 9.2    | 8.3   |  |
| 2 adults         | 1.6  | 2.1  | 4.8  | 5.9  | 7.5  | 5.8  | 1.8   | 6.0    | 4.6   |  |
| 3 or 4 adults    | 0.7  | 1.6  | 1.6  | 3.0  | 3.9  | 4.4  | 1.2   | 3.1    | 2.4   |  |
| 5 or more adults | 1.6  | 1.6  | 2.8  | 4.0  | 3.6  | 3.8  | 1.6   | 3.5    | 2.9   |  |
| N of Valid       | 575  | 616  | 642  | 674  | 561  | 450  | 1191  | 2327   | 3518  |  |
| N of Miss        | 103  | 73   | 46   | 48   | 24   | 37   | 176   | 155    | 331   |  |

Table 7.140: About how many adults have you known personally who in the past year have done other things that could get them in trouble with the police, like stealing, selling stolen goods, mugging or assaulting others, etc.?

| RESPONSE         | 7th  | 8th  | 9th  | 10th | 11th | 12th | 6-8th | 9-12th | TOTAL |  |
|------------------|------|------|------|------|------|------|-------|--------|-------|--|
| None             | 88.0 | 85.3 | 85.6 | 79.5 | 82.1 | 82.7 | 86.6  | 82.4   | 83.8  |  |
| 1 adult          | 7.2  | 7.3  | 6.3  | 10.8 | 7.6  | 7.6  | 7.2   | 8.1    | 7.8   |  |
| 2 adults         | 1.5  | 2.6  | 4.1  | 3.7  | 4.3  | 4.7  | 2.1   | 4.1    | 3.4   |  |
| 3 or 4 adults    | 1.7  | 2.6  | 2.2  | 2.9  | 2.8  | 1.6  | 2.2   | 2.4    | 2.3   |  |
| 5 or more adults | 1.5  | 2.3  | 1.8  | 3.1  | 3.2  | 3.6  | 1.9   | 2.9    | 2.5   |  |
| N of Valid       | 583  | 618  | 651  | 679  | 564  | 450  | 1201  | 2344   | 3545  |  |
| N of Miss        | 95   | 71   | 37   | 43   | 21   | 37   | 166   | 138    | 304   |  |

Table 7.141: About how many adults have you known personally who in the past year have gotten drunk or high?

| RESPONSE         | 7th  | 8th  | 9th  | 10th | 11th | 12th | 6-8th | 9-12th | TOTAL |  |
|------------------|------|------|------|------|------|------|-------|--------|-------|--|
| None             | 58.6 | 44.5 | 46.0 | 35.9 | 31.7 | 35.0 | 51.3  | 37.5   | 42.2  |  |
| 1 adult          | 17.0 | 20.8 | 16.3 | 14.6 | 15.7 | 12.4 | 19.0  | 14.9   | 16.3  |  |
| 2 adults         | 8.1  | 11.8 | 11.6 | 12.4 | 11.7 | 13.1 | 10.0  | 12.2   | 11.4  |  |
| 3 or 4 adults    | 7.6  | 7.9  | 8.7  | 11.2 | 12.5 | 12.2 | 7.8   | 11.0   | 9.9   |  |
| 5 or more adults | 8.7  | 15.0 | 17.5 | 25.7 | 28.5 | 27.3 | 11.9  | 24.4   | 20.2  |  |
| N of Valid       | 577  | 620  | 646  | 676  | 562  | 451  | 1197  | 2335   | 3532  |  |
| N of Miss        | 101  | 69   | 42   | 46   | 23   | 36   | 170   | 147    | 317   |  |

Table 7.142: If I had to move, I would miss the neighborhood I now live in.





| RESPONSE   | 7th  | 8th  | 9th  | 10th | 11th | 12th | 6-8th | 9-12th | TOTAL |                                                                                     |
|------------|------|------|------|------|------|------|-------|--------|-------|-------------------------------------------------------------------------------------|
| NO!        | 7.9  | 10.5 | 9.3  | 11.2 | 11.6 | 10.8 | 9.2   | 10.7   | 10.2  |  |
| no         | 13.5 | 13.4 | 18.1 | 17.6 | 20.2 | 17.3 | 13.5  | 18.3   | 16.7  |  |
| yes        | 27.9 | 30.3 | 37.2 | 38.8 | 38.6 | 40.1 | 29.1  | 38.6   | 35.4  |  |
| YES!       | 50.7 | 45.8 | 35.3 | 32.3 | 29.6 | 31.8 | 48.2  | 32.4   | 37.8  |  |
| N of Valid | 584  | 611  | 645  | 677  | 560  | 446  | 1195  | 2328   | 3523  |                                                                                     |
| N of Miss  | 94   | 78   | 43   | 45   | 25   | 41   | 172   | 154    | 326   |                                                                                     |

Table 7.143: My neighbors notice when I am doing a good job and let me know.





| RESPONSE   | 7th  | 8th  | 9th  | 10th | 11th | 12th | 6-8th | 9-12th | TOTAL |                                                                                     |
|------------|------|------|------|------|------|------|-------|--------|-------|-------------------------------------------------------------------------------------|
| NO!        | 39.6 | 37.2 | 44.7 | 46.7 | 47.8 | 51.7 | 38.4  | 47.4   | 44.3  |  |
| no         | 33.2 | 36.5 | 34.2 | 33.1 | 33.4 | 33.2 | 34.9  | 33.5   | 34.0  |  |
| yes        | 18.2 | 17.4 | 14.7 | 15.3 | 14.0 | 9.9  | 17.8  | 13.8   | 15.1  |  |
| YES!       | 8.9  | 8.9  | 6.4  | 4.9  | 4.8  | 5.2  | 8.9   | 5.4    | 6.6   |  |
| N of Valid | 570  | 605  | 638  | 674  | 557  | 443  | 1175  | 2312   | 3487  |                                                                                     |
| N of Miss  | 108  | 84   | 50   | 48   | 28   | 44   | 192   | 170    | 362   |                                                                                     |

Table 7.144: I like my neighborhood.





| RESPONSE   | 7th  | 8th  | 9th  | 10th | 11th | 12th | 6-8th | 9-12th | TOTAL |                                                                                       |
|------------|------|------|------|------|------|------|-------|--------|-------|---------------------------------------------------------------------------------------|
| NO!        | 7.1  | 8.8  | 9.3  | 11.5 | 9.6  | 9.8  | 8.0   | 10.1   | 9.4   |  |
| no         | 11.9 | 10.6 | 14.2 | 13.1 | 15.1 | 11.4 | 11.2  | 13.6   | 12.8  |  |
| yes        | 34.9 | 40.5 | 46.8 | 47.1 | 49.0 | 52.4 | 37.8  | 48.5   | 44.9  |  |
| YES!       | 46.1 | 40.1 | 29.7 | 28.2 | 26.3 | 26.3 | 43.0  | 27.8   | 33.0  |  |
| N of Valid | 562  | 603  | 626  | 662  | 543  | 437  | 1165  | 2268   | 3433  |                                                                                       |
| N of Miss  | 116  | 86   | 62   | 60   | 42   | 50   | 202   | 214    | 416   |                                                                                       |

Table 7.145: There are lots of adults in my neighborhood I could talk to about something important.





| RESPONSE   | 7th  | 8th  | 9th  | 10th | 11th | 12th | 6-8th | 9-12th | TOTAL |                                                                                     |
|------------|------|------|------|------|------|------|-------|--------|-------|-------------------------------------------------------------------------------------|
| NO!        | 26.3 | 25.0 | 28.8 | 34.7 | 38.0 | 38.9 | 25.6  | 34.7   | 31.6  |  |
| no         | 23.2 | 33.6 | 33.0 | 29.2 | 28.0 | 29.7 | 28.5  | 30.1   | 29.5  |  |
| yes        | 29.3 | 23.7 | 24.7 | 23.2 | 25.1 | 20.9 | 26.4  | 23.7   | 24.6  |  |
| YES!       | 21.3 | 17.8 | 13.5 | 12.8 | 8.9  | 10.6 | 19.5  | 11.6   | 14.3  |  |
| N of Valid | 574  | 608  | 639  | 671  | 553  | 445  | 1182  | 2308   | 3490  |                                                                                     |
| N of Miss  | 104  | 81   | 49   | 51   | 32   | 42   | 185   | 174    | 359   |                                                                                     |

Table 7.146: There are people in my neighborhood who are proud of me when I do something well.





| RESPONSE   | 7th  | 8th  | 9th  | 10th | 11th | 12th | 6-8th | 9-12th | TOTAL |                                                                                     |
|------------|------|------|------|------|------|------|-------|--------|-------|-------------------------------------------------------------------------------------|
| NO!        | 26.3 | 25.2 | 30.2 | 34.0 | 36.5 | 37.1 | 25.7  | 34.1   | 31.3  |  |
| no         | 23.7 | 27.7 | 30.8 | 27.1 | 26.6 | 27.4 | 25.7  | 28.0   | 27.3  |  |
| yes        | 31.6 | 31.3 | 28.3 | 29.6 | 28.9 | 26.9 | 31.4  | 28.6   | 29.5  |  |
| YES!       | 18.4 | 15.8 | 10.7 | 9.3  | 8.0  | 8.6  | 17.1  | 9.2    | 11.9  |  |
| N of Valid | 570  | 607  | 633  | 668  | 553  | 442  | 1177  | 2296   | 3473  |                                                                                     |
| N of Miss  | 108  | 82   | 55   | 54   | 32   | 45   | 190   | 186    | 376   |                                                                                     |

Table 7.147: I feel safe in my neighborhood.





| RESPONSE   | 7th  | 8th  | 9th  | 10th | 11th | 12th | 6-8th | 9-12th | TOTAL |                                                                                       |
|------------|------|------|------|------|------|------|-------|--------|-------|---------------------------------------------------------------------------------------|
| NO!        | 5.2  | 5.3  | 6.5  | 7.3  | 4.3  | 5.9  | 5.3   | 6.1    | 5.8   |  |
| no         | 8.4  | 8.1  | 9.0  | 6.3  | 7.4  | 7.5  | 8.2   | 7.5    | 7.8   |  |
| yes        | 39.8 | 46.9 | 48.4 | 50.2 | 54.3 | 47.9 | 43.5  | 50.3   | 48.0  |  |
| YES!       | 46.6 | 39.6 | 36.1 | 36.2 | 33.9 | 38.6 | 43.0  | 36.1   | 38.4  |  |
| N of Valid | 573  | 603  | 634  | 669  | 552  | 438  | 1176  | 2293   | 3469  |                                                                                       |
| N of Miss  | 105  | 86   | 54   | 53   | 33   | 49   | 191   | 189    | 380   |                                                                                       |

Table 7.148: I'd like to get out of my neighborhood.





| RESPONSE   | 7th  | 8th  | 9th  | 10th | 11th | 12th | 6-8th | 9-12th | TOTAL |                                                                                     |
|------------|------|------|------|------|------|------|-------|--------|-------|-------------------------------------------------------------------------------------|
| NO!        | 53.8 | 47.9 | 37.7 | 32.7 | 30.5 | 31.0 | 50.8  | 33.2   | 39.2  |  |
| no         | 27.7 | 33.1 | 38.6 | 40.6 | 38.0 | 37.3 | 30.5  | 38.8   | 36.0  |  |
| yes        | 11.3 | 11.4 | 15.5 | 14.6 | 19.8 | 21.3 | 11.3  | 17.4   | 15.3  |  |
| YES!       | 7.1  | 7.6  | 8.2  | 12.1 | 11.6 | 10.4 | 7.4   | 10.6   | 9.5   |  |
| N of Valid | 574  | 607  | 632  | 672  | 550  | 442  | 1181  | 2296   | 3477  |                                                                                     |
| N of Miss  | 104  | 82   | 56   | 50   | 35   | 45   | 186   | 186    | 372   |                                                                                     |

Table 7.149: There are people in my neighborhood who encourage me to do my best.





| RESPONSE   | 7th  | 8th  | 9th  | 10th | 11th | 12th | 6-8th | 9-12th | TOTAL |                                                                                     |
|------------|------|------|------|------|------|------|-------|--------|-------|-------------------------------------------------------------------------------------|
| NO!        | 18.4 | 19.1 | 25.5 | 27.2 | 27.4 | 30.2 | 18.8  | 27.3   | 24.4  |  |
| no         | 19.1 | 25.2 | 29.4 | 23.9 | 29.5 | 25.9 | 22.3  | 27.2   | 25.5  |  |
| yes        | 36.1 | 35.7 | 29.4 | 34.5 | 31.3 | 32.0 | 35.9  | 31.9   | 33.2  |  |
| YES!       | 26.3 | 20.1 | 15.6 | 14.4 | 11.8 | 12.0 | 23.1  | 13.6   | 16.8  |  |
| N of Valid | 570  | 603  | 635  | 666  | 552  | 441  | 1173  | 2294   | 3467  |                                                                                     |
| N of Miss  | 108  | 86   | 53   | 56   | 33   | 46   | 194   | 188    | 382   |                                                                                     |

Table 7.150: Which of the following activities for people your age are available in your community: Sports teams



| RESPONSE   | 7th  | 8th  | 9th  | 10th | 11th | 12th | 6-8th | 9-12th | TOTAL |                                                                                       |
|------------|------|------|------|------|------|------|-------|--------|-------|---------------------------------------------------------------------------------------|
| No         | 5.9  | 4.0  | 5.2  | 5.1  | 4.3  | 6.4  | 4.9   | 5.2    | 5.1   |  |
| Yes        | 94.1 | 96.0 | 94.8 | 94.9 | 95.7 | 93.6 | 95.1  | 94.8   | 94.9  |  |
| N of Valid | 573  | 604  | 633  | 667  | 552  | 440  | 1177  | 2292   | 3469  |                                                                                       |
| N of Miss  | 105  | 85   | 55   | 55   | 33   | 47   | 190   | 190    | 380   |                                                                                       |

Table 7.151: Which of the following activities for people your age are available in your community: Scouting



| RESPONSE   | 7th  | 8th  | 9th  | 10th | 11th | 12th | 6-8th | 9-12th | TOTAL |                                                                                       |
|------------|------|------|------|------|------|------|-------|--------|-------|---------------------------------------------------------------------------------------|
| No         | 24.7 | 21.8 | 24.5 | 23.9 | 22.6 | 20.0 | 23.2  | 23.0   | 23.1  |  |
| Yes        | 75.3 | 78.2 | 75.5 | 76.1 | 77.4 | 80.0 | 76.8  | 77.0   | 76.9  |  |
| N of Valid | 531  | 565  | 599  | 635  | 531  | 435  | 1096  | 2200   | 3296  |                                                                                       |
| N of Miss  | 147  | 124  | 89   | 87   | 54   | 52   | 271   | 282    | 553   |                                                                                       |



Table 7.152: Which of the following activities for people your age are available in your community: Boys and girls clubs

| RESPONSE   | 7th  | 8th  | 9th  | 10th | 11th | 12th | 6-8th | 9-12th | TOTAL |
|------------|------|------|------|------|------|------|-------|--------|-------|
| No         | 25.5 | 24.9 | 27.7 | 31.4 | 30.3 | 33.2 | 25.2  | 30.5   | 28.7  |
| Yes        | 74.5 | 75.1 | 72.3 | 68.6 | 69.7 | 66.8 | 74.8  | 69.5   | 71.3  |
| N of Valid | 526  | 547  | 591  | 622  | 522  | 422  | 1073  | 2157   | 3230  |
| N of Miss  | 152  | 142  | 97   | 100  | 63   | 65   | 294   | 325    | 619   |

Table 7.153: Which of the following activities for people your age are available in your community: 4-H clubs

| RESPONSE   | 7th  | 8th  | 9th  | 10th | 11th | 12th | 6-8th | 9-12th | TOTAL |
|------------|------|------|------|------|------|------|-------|--------|-------|
| No         | 37.1 | 34.1 | 33.0 | 30.7 | 29.8 | 31.1 | 35.6  | 31.2   | 32.6  |
| Yes        | 62.9 | 65.9 | 67.0 | 69.3 | 70.2 | 68.9 | 64.4  | 68.8   | 67.4  |
| N of Valid | 501  | 528  | 567  | 619  | 516  | 421  | 1029  | 2123   | 3152  |
| N of Miss  | 177  | 161  | 121  | 103  | 69   | 66   | 338   | 359    | 697   |

Table 7.154: Which of the following activities for people your age are available in your community: Service clubs

| RESPONSE   | 7th  | 8th  | 9th  | 10th | 11th | 12th | 6-8th | 9-12th | TOTAL |
|------------|------|------|------|------|------|------|-------|--------|-------|
| No         | 29.8 | 26.9 | 24.5 | 19.1 | 18.0 | 22.0 | 28.3  | 20.8   | 23.3  |
| Yes        | 70.2 | 73.1 | 75.5 | 80.9 | 82.0 | 78.0 | 71.7  | 79.2   | 76.7  |
| N of Valid | 507  | 540  | 580  | 629  | 528  | 428  | 1047  | 2165   | 3212  |
| N of Miss  | 171  | 149  | 108  | 93   | 57   | 59   | 320   | 317    | 637   |

Table 7.155: How much do each of the following statements describe your neighborhood: Crime and/or drug selling

| RESPONSE   | 7th  | 8th  | 9th  | 10th | 11th | 12th | 6-8th | 9-12th | TOTAL |
|------------|------|------|------|------|------|------|-------|--------|-------|
| NO!        | 81.7 | 72.9 | 64.5 | 61.3 | 57.9 | 58.5 | 77.2  | 60.8   | 66.3  |
| no         | 13.1 | 16.1 | 22.8 | 24.7 | 25.8 | 21.4 | 14.6  | 23.8   | 20.7  |
| yes        | 4.5  | 8.9  | 10.2 | 10.8 | 13.1 | 15.6 | 6.8   | 12.1   | 10.3  |
| YES!       | 0.7  | 2.2  | 2.5  | 3.3  | 3.3  | 4.5  | 1.5   | 3.3    | 2.7   |
| N of Valid | 573  | 597  | 637  | 669  | 551  | 443  | 1170  | 2300   | 3470  |
| N of Miss  | 105  | 92   | 51   | 53   | 34   | 44   | 197   | 182    | 379   |

Table 7.156: How much do each of the following statements describe your neighborhood: Fights





| RESPONSE   | 7th  | 8th  | 9th  | 10th | 11th | 12th | 6-8th | 9-12th | TOTAL |                                                                                     |
|------------|------|------|------|------|------|------|-------|--------|-------|-------------------------------------------------------------------------------------|
| NO!        | 73.4 | 71.1 | 66.1 | 64.4 | 63.5 | 65.4 | 72.2  | 64.8   | 67.3  |  |
| no         | 17.7 | 17.6 | 22.8 | 24.4 | 26.4 | 25.5 | 17.6  | 24.7   | 22.3  |  |
| yes        | 6.5  | 9.5  | 9.3  | 8.3  | 7.6  | 6.8  | 8.0   | 8.1    | 8.1   |  |
| YES!       | 2.4  | 1.9  | 1.7  | 2.8  | 2.5  | 2.3  | 2.1   | 2.4    | 2.3   |  |
| N of Valid | 572  | 591  | 632  | 671  | 553  | 439  | 1163  | 2295   | 3458  |                                                                                     |
| N of Miss  | 106  | 98   | 56   | 51   | 32   | 48   | 204   | 187    | 391   |                                                                                     |

Table 7.157: How much do each of the following statements describe your neighborhood: Lots of empty or abandoned buildings









| RESPONSE   | 7th  | 8th  | 9th  | 10th | 11th | 12th | 6-8th | 9-12th | TOTAL |                                                                                     |
|------------|------|------|------|------|------|------|-------|--------|-------|-------------------------------------------------------------------------------------|
| NO!        | 72.7 | 69.8 | 66.1 | 65.4 | 65.3 | 65.9 | 71.3  | 65.7   | 67.6  |  |
| no         | 20.5 | 23.1 | 27.1 | 25.9 | 25.5 | 26.5 | 21.8  | 26.2   | 24.7  |  |
| yes        | 4.9  | 6.0  | 5.5  | 6.3  | 7.4  | 5.5  | 5.5   | 6.2    | 6.0   |  |
| YES!       | 1.9  | 1.0  | 1.3  | 2.4  | 1.8  | 2.1  | 1.5   | 1.9    | 1.7   |  |
| N of Valid | 572  | 597  | 632  | 664  | 554  | 437  | 1169  | 2287   | 3456  |                                                                                     |
| N of Miss  | 106  | 92   | 56   | 58   | 31   | 50   | 198   | 195    | 393   |                                                                                     |

Table 7.158: How much do each of the following statements describe your neighborhood: Lots of graffiti

| RESPONSE   | 7th  | 8th  | 9th  | 10th | 11th | 12th | 6-8th | 9-12th | TOTAL |                                                                                       |
|------------|------|------|------|------|------|------|-------|--------|-------|---------------------------------------------------------------------------------------|
| NO!        | 80.6 | 76.8 | 70.2 | 72.2 | 71.3 | 74.0 | 78.6  | 71.8   | 74.1  |  |
| no         | 16.3 | 19.0 | 24.1 | 22.8 | 22.7 | 21.4 | 17.7  | 22.9   | 21.1  |  |
| yes        | 2.5  | 2.9  | 4.8  | 3.3  | 3.8  | 3.4  | 2.7   | 3.9    | 3.5   |  |
| YES!       | 0.7  | 1.3  | 1.0  | 1.7  | 2.2  | 1.1  | 1.0   | 1.5    | 1.3   |  |
| N of Valid | 571  | 594  | 631  | 661  | 551  | 439  | 1165  | 2282   | 3447  |                                                                                       |
| N of Miss  | 107  | 95   | 57   | 61   | 34   | 48   | 202   | 200    | 402   |                                                                                       |

## 7.8 Family

Table 7.159: How wrong do your parents feel it would be for you to drink beer, wine or hard liquor (for example, vodka, whiskey or gin) regularly?

| RESPONSE           | 7th  | 8th  | 9th  | 10th | 11th | 12th | 6-8th | 9-12th | TOTAL |  |
|--------------------|------|------|------|------|------|------|-------|--------|-------|--|
| Very wrong         | 91.1 | 87.6 | 85.0 | 82.1 | 79.1 | 74.8 | 89.4  | 80.8   | 83.7  |  |
| Wrong              | 6.9  | 9.3  | 11.7 | 12.9 | 15.6 | 17.7 | 8.1   | 14.2   | 12.1  |  |
| A little bit wrong | 1.7  | 2.0  | 2.1  | 4.0  | 3.4  | 5.7  | 1.9   | 3.7    | 3.1   |  |
| Not wrong at all   | 0.2  | 1.0  | 1.3  | 0.9  | 1.8  | 1.8  | 0.6   | 1.4    | 1.1   |  |
| N of Valid         | 576  | 591  | 625  | 672  | 551  | 441  | 1167  | 2289   | 3456  |  |
| N of Miss          | 102  | 98   | 63   | 50   | 34   | 46   | 200   | 193    | 393   |  |

Table 7.160: How wrong do your parents feel it would be for you to smoke tobacco?

| RESPONSE           | 7th  | 8th  | 9th  | 10th | 11th | 12th | 6-8th | 9-12th | TOTAL |  |
|--------------------|------|------|------|------|------|------|-------|--------|-------|--|
| Very wrong         | 96.6 | 94.7 | 93.7 | 92.5 | 90.9 | 87.9 | 95.6  | 91.6   | 92.9  |  |
| Wrong              | 2.7  | 3.8  | 5.5  | 6.3  | 7.3  | 8.7  | 3.2   | 6.8    | 5.6   |  |
| A little bit wrong | 0.4  | 1.2  | 0.5  | 0.6  | 1.5  | 2.5  | 0.8   | 1.1    | 1.0   |  |
| Not wrong at all   | 0.4  | 0.3  | 0.3  | 0.6  | 0.4  | 0.9  | 0.3   | 0.5    | 0.5   |  |
| N of Valid         | 565  | 584  | 619  | 668  | 548  | 438  | 1149  | 2273   | 3422  |  |
| N of Miss          | 113  | 105  | 69   | 54   | 37   | 49   | 218   | 209    | 427   |  |

Table 7.161: How wrong do your parents feel it would be for you to smoke marijuana?

| RESPONSE           | 7th  | 8th  | 9th  | 10th | 11th | 12th | 6-8th | 9-12th | TOTAL |  |
|--------------------|------|------|------|------|------|------|-------|--------|-------|--|
| Very wrong         | 92.4 | 86.9 | 76.4 | 68.6 | 60.7 | 56.3 | 89.6  | 66.4   | 74.2  |  |
| Wrong              | 5.3  | 7.4  | 13.8 | 16.1 | 19.9 | 19.9 | 6.4   | 17.1   | 13.5  |  |
| A little bit wrong | 1.8  | 4.8  | 8.1  | 11.7 | 14.1 | 16.2 | 3.3   | 12.2   | 9.2   |  |
| Not wrong at all   | 0.5  | 0.9  | 1.8  | 3.6  | 5.3  | 7.6  | 0.7   | 4.3    | 3.1   |  |
| N of Valid         | 564  | 578  | 618  | 665  | 547  | 437  | 1142  | 2267   | 3409  |  |
| N of Miss          | 114  | 111  | 70   | 57   | 38   | 50   | 225   | 215    | 440   |  |

Table 7.162: How wrong do your parents feel it would be for you to use prescription drugs not prescribed to you?

| RESPONSE           | 7th  | 8th  | 9th  | 10th | 11th | 12th | 6-8th | 9-12th | TOTAL |  |
|--------------------|------|------|------|------|------|------|-------|--------|-------|--|
| Very wrong         | 93.3 | 92.3 | 92.4 | 90.3 | 90.0 | 89.1 | 92.8  | 90.5   | 91.3  |  |
| Wrong              | 5.4  | 6.2  | 5.7  | 6.6  | 7.8  | 7.5  | 5.8   | 6.8    | 6.5   |  |
| A little bit wrong | 1.2  | 1.0  | 1.6  | 1.9  | 1.3  | 2.5  | 1.1   | 1.8    | 1.6   |  |
| Not wrong at all   | 0.0  | 0.5  | 0.3  | 1.2  | 0.9  | 0.9  | 0.3   | 0.8    | 0.6   |  |
| N of Valid         | 571  | 582  | 616  | 667  | 549  | 439  | 1153  | 2271   | 3424  |  |
| N of Miss          | 107  | 107  | 72   | 55   | 36   | 48   | 214   | 211    | 425   |  |

Table 7.163: How wrong do your parents feel it would be for you to steal anything worth more than \$5?

| RESPONSE           | 7th  | 8th  | 9th  | 10th | 11th | 12th | 6-8th | 9-12th | TOTAL |  |
|--------------------|------|------|------|------|------|------|-------|--------|-------|--|
| Very wrong         | 90.3 | 87.0 | 84.1 | 82.5 | 83.6 | 82.6 | 88.6  | 83.2   | 85.0  |  |
| Wrong              | 8.5  | 10.4 | 13.2 | 14.7 | 13.8 | 13.5 | 9.4   | 13.9   | 12.4  |  |
| A little bit wrong | 1.2  | 1.9  | 2.4  | 2.1  | 1.5  | 3.4  | 1.6   | 2.3    | 2.0   |  |
| Not wrong at all   | 0.0  | 0.7  | 0.3  | 0.7  | 1.1  | 0.5  | 0.3   | 0.7    | 0.6   |  |
| N of Valid         | 565  | 579  | 621  | 668  | 549  | 436  | 1144  | 2274   | 3418  |  |
| N of Miss          | 113  | 110  | 67   | 54   | 36   | 51   | 223   | 208    | 431   |  |

Table 7.164: How wrong do your parents feel it would be for you to draw graffiti, or write things or draw pictures on buildings or other property (without the owner's permission)?

| RESPONSE           | 7th  | 8th  | 9th  | 10th | 11th | 12th | 6-8th | 9-12th | TOTAL |  |
|--------------------|------|------|------|------|------|------|-------|--------|-------|--|
| Very wrong         | 90.1 | 87.4 | 81.2 | 77.7 | 76.4 | 76.6 | 88.7  | 78.1   | 81.7  |  |
| Wrong              | 7.1  | 9.7  | 13.9 | 15.9 | 18.9 | 17.0 | 8.4   | 16.3   | 13.6  |  |
| A little bit wrong | 2.1  | 2.0  | 3.9  | 5.7  | 3.5  | 4.5  | 2.1   | 4.4    | 3.6   |  |
| Not wrong at all   | 0.7  | 0.9  | 1.0  | 0.7  | 1.3  | 1.8  | 0.8   | 1.1    | 1.0   |  |
| N of Valid         | 574  | 587  | 618  | 667  | 546  | 440  | 1161  | 2271   | 3432  |  |
| N of Miss          | 104  | 102  | 70   | 55   | 39   | 47   | 206   | 211    | 417   |  |

Table 7.165: How wrong do your parents feel it would be for you to pick a fight with someone?





| RESPONSE           | 7th  | 8th  | 9th  | 10th | 11th | 12th | 6-8th | 9-12th | TOTAL |                                                                                     |
|--------------------|------|------|------|------|------|------|-------|--------|-------|-------------------------------------------------------------------------------------|
| Very wrong         | 74.9 | 72.0 | 69.1 | 67.0 | 65.9 | 71.4 | 73.4  | 68.1   | 69.9  |  |
| Wrong              | 19.5 | 17.4 | 21.1 | 21.7 | 22.3 | 19.9 | 18.4  | 21.3   | 20.3  |  |
| A little bit wrong | 4.7  | 8.7  | 8.8  | 9.7  | 9.5  | 7.2  | 6.7   | 8.9    | 8.2   |  |
| Not wrong at all   | 0.9  | 1.9  | 1.0  | 1.7  | 2.4  | 1.6  | 1.4   | 1.6    | 1.6   |  |
| N of Valid         | 570  | 575  | 612  | 660  | 548  | 433  | 1145  | 2253   | 3398  |                                                                                     |
| N of Miss          | 108  | 114  | 76   | 62   | 37   | 54   | 222   | 229    | 451   |                                                                                     |

Table 7.166: Have you changed homes in the past year?



| RESPONSE   | 7th  | 8th  | 9th  | 10th | 11th | 12th | 6-8th | 9-12th | TOTAL |                                                                                     |
|------------|------|------|------|------|------|------|-------|--------|-------|-------------------------------------------------------------------------------------|
| No         | 78.9 | 79.2 | 81.6 | 83.6 | 82.6 | 87.2 | 79.0  | 83.5   | 82.0  |  |
| Yes        | 21.1 | 20.8 | 18.4 | 16.4 | 17.4 | 12.8 | 21.0  | 16.5   | 18.0  |  |
| N of Valid | 577  | 586  | 621  | 666  | 545  | 439  | 1163  | 2271   | 3434  |                                                                                     |
| N of Miss  | 101  | 103  | 67   | 56   | 40   | 48   | 204   | 211    | 415   |                                                                                     |

Table 7.167: Have many times have you changed homes since kindergarten?






| RESPONSE        | 7th  | 8th  | 9th  | 10th | 11th | 12th | 6-8th | 9-12th | TOTAL |                                                                                       |
|-----------------|------|------|------|------|------|------|-------|--------|-------|---------------------------------------------------------------------------------------|
| Never           | 45.1 | 42.7 | 41.7 | 38.3 | 40.6 | 40.3 | 43.9  | 40.2   | 41.4  |    |
| 1 or 2 times    | 30.5 | 31.5 | 31.6 | 30.5 | 31.3 | 33.2 | 31.0  | 31.5   | 31.3  |   |
| 3 or 4 times    | 15.5 | 16.8 | 17.8 | 17.8 | 13.3 | 14.4 | 16.2  | 16.1   | 16.1  |  |
| 5 or 6 times    | 5.4  | 4.9  | 4.3  | 7.2  | 8.4  | 7.3  | 5.2   | 6.7    | 6.2   |  |
| 7 or more times | 3.5  | 4.1  | 4.5  | 6.2  | 6.4  | 4.8  | 3.8   | 5.5    | 4.9   |  |
| N of Valid      | 574  | 590  | 623  | 663  | 547  | 437  | 1164  | 2270   | 3434  |                                                                                       |
| N of Miss       | 104  | 99   | 65   | 59   | 38   | 50   | 203   | 212    | 415   |                                                                                       |

Table 7.168: Have you changed schools (including changing from elementary to middle and middle to high school) in the past year?



| RESPONSE   | 7th  | 8th  | 9th  | 10th | 11th | 12th | 6-8th | 9-12th | TOTAL |                                                                                       |
|------------|------|------|------|------|------|------|-------|--------|-------|---------------------------------------------------------------------------------------|
| No         | 71.9 | 76.0 | 25.6 | 84.4 | 85.7 | 90.2 | 74.0  | 69.6   | 71.1  |  |
| Yes        | 28.1 | 24.0 | 74.4 | 15.6 | 14.3 | 9.8  | 26.0  | 30.4   | 28.9  |  |
| N of Valid | 565  | 583  | 622  | 659  | 544  | 437  | 1148  | 2262   | 3410  |                                                                                       |
| N of Miss  | 113  | 106  | 66   | 63   | 41   | 50   | 219   | 220    | 439   |                                                                                       |

Table 7.169: How many times have you changed schools (including changing from elementary to middle and middle to high school) since kindergarten?

| RESPONSE        | 7th  | 8th  | 9th  | 10th | 11th | 12th | 6-8th | 9-12th | TOTAL |
|-----------------|------|------|------|------|------|------|-------|--------|-------|
| Never           | 19.0 | 15.5 | 14.7 | 15.3 | 16.9 | 20.9 | 17.3  | 16.6   | 16.8  |
| 1 or 2 times    | 61.7 | 61.1 | 47.5 | 44.7 | 40.9 | 40.1 | 61.4  | 43.7   | 49.6  |
| 3 or 4 times    | 14.6 | 18.4 | 30.1 | 29.9 | 28.2 | 26.1 | 16.6  | 28.8   | 24.7  |
| 5 or 6 times    | 3.2  | 3.2  | 6.0  | 6.3  | 10.3 | 10.4 | 3.2   | 8.0    | 6.4   |
| 7 or more times | 1.4  | 1.7  | 1.8  | 3.8  | 3.7  | 2.5  | 1.6   | 3.0    | 2.5   |
| N of Valid      | 567  | 586  | 621  | 662  | 543  | 441  | 1153  | 2267   | 3420  |
| N of Miss       | 111  | 103  | 67   | 60   | 42   | 46   | 214   | 215    | 429   |

Table 7.170: Has anyone in your family ever had a severe alcohol or drug problem?

| RESPONSE   | 7th  | 8th  | 9th  | 10th | 11th | 12th | 6-8th | 9-12th | TOTAL |
|------------|------|------|------|------|------|------|-------|--------|-------|
| No         | 79.1 | 73.4 | 69.1 | 66.3 | 59.2 | 61.8 | 76.2  | 64.5   | 68.3  |
| Yes        | 20.9 | 26.6 | 30.9 | 33.7 | 40.8 | 38.2 | 23.8  | 35.5   | 31.7  |
| N of Valid | 508  | 538  | 595  | 630  | 524  | 421  | 1046  | 2170   | 3216  |
| N of Miss  | 170  | 151  | 93   | 92   | 61   | 66   | 321   | 312    | 633   |

Table 7.171: Have any of your brothers or sisters ever drunk beer, wine or hard liquor?

| RESPONSE                             | 7th | 8th  | 9th  | 10th | 11th | 12th | 6-8th | 9-12th | TOTAL |      |
|--------------------------------------|-----|------|------|------|------|------|-------|--------|-------|------|
| No                                   |     | 70.3 | 64.2 | 60.9 | 54.9 | 43.8 | 41.2  | 67.2   | 51.2  | 56.5 |
| Yes                                  |     | 20.4 | 28.6 | 30.6 | 36.6 | 48.8 | 52.6  | 24.6   | 41.0  | 35.5 |
| I don't have any brothers or sisters |     | 9.2  | 7.2  | 8.6  | 8.5  | 7.4  | 6.3   | 8.2    | 7.8   | 8.0  |
| N of Valid                           |     | 543  | 567  | 608  | 656  | 539  | 430   | 1110   | 2233  | 3343 |
| N of Miss                            |     | 135  | 122  | 80   | 66   | 46   | 57    | 257    | 249   | 506  |

Table 7.172: Have any of your brothers or sisters ever smoked marijuana?

| RESPONSE                             | 7th | 8th  | 9th  | 10th | 11th | 12th | 6-8th | 9-12th | TOTAL |      |
|--------------------------------------|-----|------|------|------|------|------|-------|--------|-------|------|
| No                                   |     | 83.5 | 78.8 | 73.1 | 64.8 | 56.4 | 50.8  | 81.1   | 62.4  | 68.6 |
| Yes                                  |     | 7.6  | 13.8 | 18.2 | 26.5 | 36.5 | 43.1  | 10.8   | 29.8  | 23.5 |
| I don't have any brothers or sisters |     | 8.9  | 7.4  | 8.7  | 8.7  | 7.1  | 6.1   | 8.1    | 7.8   | 7.9  |
| N of Valid                           |     | 539  | 556  | 606  | 645  | 532  | 425   | 1095   | 2208  | 3303 |
| N of Miss                            |     | 139  | 133  | 82   | 77   | 53   | 62    | 272    | 274   | 546  |

Table 7.173: Have any of your brothers or sisters ever smoked cigarettes?

| RESPONSE                             | 7th  | 8th  | 9th  | 10th | 11th | 12th | 6-8th | 9-12th | TOTAL |
|--------------------------------------|------|------|------|------|------|------|-------|--------|-------|
| No                                   | 81.6 | 80.4 | 80.0 | 76.8 | 73.2 | 75.2 | 81.0  | 76.5   | 78.0  |
| Yes                                  | 9.6  | 12.1 | 11.3 | 15.0 | 19.8 | 18.6 | 10.8  | 15.8   | 14.2  |
| I don't have any brothers or sisters | 8.8  | 7.6  | 8.7  | 8.3  | 7.0  | 6.2  | 8.2   | 7.7    | 7.8   |
| N of Valid                           | 534  | 555  | 595  | 642  | 530  | 420  | 1089  | 2187   | 3276  |
| N of Miss                            | 144  | 134  | 93   | 80   | 55   | 67   | 278   | 295    | 573   |

Table 7.174: Have any of your brothers or sisters ever taken a handgun to school?

| RESPONSE                             | 7th  | 8th  | 9th  | 10th | 11th | 12th | 6-8th | 9-12th | TOTAL |
|--------------------------------------|------|------|------|------|------|------|-------|--------|-------|
| No                                   | 90.8 | 92.4 | 91.2 | 91.3 | 92.1 | 93.6 | 91.6  | 91.9   | 91.8  |
| Yes                                  | 0.6  | 0.2  | 0.2  | 0.6  | 0.9  | 0.2  | 0.4   | 0.5    | 0.5   |
| I don't have any brothers or sisters | 8.7  | 7.4  | 8.7  | 8.1  | 6.9  | 6.2  | 8.0   | 7.6    | 7.7   |
| N of Valid                           | 531  | 555  | 599  | 641  | 535  | 422  | 1086  | 2197   | 3283  |
| N of Miss                            | 147  | 134  | 89   | 81   | 50   | 65   | 281   | 285    | 566   |

Table 7.175: Have any of your brothers or sisters ever been suspended or expelled from school?

| RESPONSE                             | 7th  | 8th  | 9th  | 10th | 11th | 12th | 6-8th | 9-12th | TOTAL |
|--------------------------------------|------|------|------|------|------|------|-------|--------|-------|
| No                                   | 80.8 | 76.9 | 78.7 | 78.5 | 75.0 | 79.8 | 78.8  | 78.0   | 78.2  |
| Yes                                  | 10.2 | 15.9 | 12.6 | 13.0 | 17.6 | 14.3 | 13.1  | 14.3   | 13.9  |
| I don't have any brothers or sisters | 9.0  | 7.2  | 8.7  | 8.5  | 7.3  | 5.9  | 8.1   | 7.7    | 7.9   |
| N of Valid                           | 531  | 553  | 601  | 647  | 533  | 426  | 1084  | 2207   | 3291  |
| N of Miss                            | 147  | 136  | 87   | 75   | 52   | 61   | 283   | 275    | 558   |

Table 7.176: The rules in my family are clear.

| RESPONSE   | 7th  | 8th  | 9th  | 10th | 11th | 12th | 6-8th | 9-12th | TOTAL |
|------------|------|------|------|------|------|------|-------|--------|-------|
| NO!        | 3.2  | 1.2  | 3.5  | 2.8  | 3.2  | 5.2  | 2.2   | 3.5    | 3.1   |
| no         | 7.4  | 7.0  | 9.4  | 10.7 | 8.8  | 11.1 | 7.2   | 10.0   | 9.0   |
| yes        | 42.4 | 43.6 | 47.9 | 49.1 | 52.8 | 44.7 | 43.0  | 48.8   | 46.9  |
| YES!       | 46.9 | 48.2 | 39.1 | 37.5 | 35.2 | 39.1 | 47.6  | 37.7   | 41.0  |
| N of Valid | 524  | 560  | 593  | 646  | 534  | 425  | 1084  | 2198   | 3282  |
| N of Miss  | 154  | 129  | 95   | 76   | 51   | 62   | 283   | 284    | 567   |

Table 7.177: People in my family often insult or yell at each other.





| RESPONSE   | 7th  | 8th  | 9th  | 10th | 11th | 12th | 6-8th | 9-12th | TOTAL |                                                                                     |
|------------|------|------|------|------|------|------|-------|--------|-------|-------------------------------------------------------------------------------------|
| NO!        | 38.8 | 32.7 | 29.5 | 27.1 | 26.7 | 29.9 | 35.7  | 28.2   | 30.7  |  |
| no         | 37.8 | 38.7 | 43.3 | 43.2 | 42.9 | 39.5 | 38.3  | 42.4   | 41.1  |  |
| yes        | 15.9 | 21.7 | 19.5 | 19.5 | 19.9 | 21.4 | 18.9  | 19.9   | 19.6  |  |
| YES!       | 7.5  | 6.9  | 7.7  | 10.2 | 10.6 | 9.2  | 7.2   | 9.4    | 8.7   |  |
| N of Valid | 534  | 553  | 596  | 646  | 539  | 425  | 1087  | 2206   | 3293  |                                                                                     |
| N of Miss  | 144  | 136  | 92   | 76   | 46   | 62   | 280   | 276    | 556   |                                                                                     |

Table 7.178: When I am not at home, one of my parents knows where I am and who I am with.





| RESPONSE   | 7th  | 8th  | 9th  | 10th | 11th | 12th | 6-8th | 9-12th | TOTAL |                                                                                     |
|------------|------|------|------|------|------|------|-------|--------|-------|-------------------------------------------------------------------------------------|
| NO!        | 3.0  | 3.3  | 3.9  | 3.7  | 3.0  | 4.2  | 3.1   | 3.7    | 3.5   |  |
| no         | 3.2  | 4.0  | 6.0  | 5.5  | 7.4  | 9.9  | 3.6   | 7.0    | 5.9   |  |
| yes        | 27.3 | 32.5 | 40.8 | 47.3 | 50.1 | 46.8 | 30.0  | 46.1   | 40.8  |  |
| YES!       | 66.5 | 60.2 | 49.3 | 43.5 | 39.5 | 39.1 | 63.3  | 43.2   | 49.8  |  |
| N of Valid | 531  | 553  | 596  | 649  | 537  | 425  | 1084  | 2207   | 3291  |                                                                                     |
| N of Miss  | 147  | 136  | 92   | 73   | 48   | 62   | 283   | 275    | 558   |                                                                                     |

Table 7.179: We argue about the same things in my family over and over.





| RESPONSE   | 7th  | 8th  | 9th  | 10th | 11th | 12th | 6-8th | 9-12th | TOTAL |                                                                                       |
|------------|------|------|------|------|------|------|-------|--------|-------|---------------------------------------------------------------------------------------|
| NO!        | 33.1 | 29.3 | 20.9 | 19.6 | 19.1 | 20.9 | 31.2  | 20.1   | 23.7  |  |
| no         | 37.3 | 36.3 | 37.1 | 34.9 | 38.5 | 33.2 | 36.8  | 36.0   | 36.3  |  |
| yes        | 18.8 | 26.2 | 29.6 | 32.5 | 28.4 | 32.5 | 22.6  | 30.7   | 28.0  |  |
| YES!       | 10.7 | 8.3  | 12.4 | 13.0 | 14.0 | 13.5 | 9.5   | 13.2   | 12.0  |  |
| N of Valid | 531  | 557  | 604  | 637  | 535  | 422  | 1088  | 2198   | 3286  |                                                                                       |
| N of Miss  | 147  | 132  | 84   | 85   | 50   | 65   | 279   | 284    | 563   |                                                                                       |



Table 7.180: If you drank some beer or wine or liquor without your parents' permission, would you be caught by your parents?





| RESPONSE   | 7th  | 8th  | 9th  | 10th | 11th | 12th | 6-8th | 9-12th | TOTAL |                                                                                     |
|------------|------|------|------|------|------|------|-------|--------|-------|-------------------------------------------------------------------------------------|
| NO!        | 9.5  | 8.9  | 10.5 | 10.5 | 9.7  | 13.6 | 9.2   | 10.9   | 10.3  |  |
| no         | 6.5  | 14.3 | 23.2 | 33.1 | 40.0 | 42.8 | 10.5  | 34.0   | 26.3  |  |
| yes        | 21.5 | 28.9 | 31.8 | 30.0 | 27.1 | 25.7 | 25.3  | 29.0   | 27.8  |  |
| YES!       | 62.5 | 47.9 | 34.4 | 26.5 | 23.2 | 18.0 | 55.0  | 26.2   | 35.6  |  |
| N of Valid | 525  | 551  | 598  | 650  | 538  | 428  | 1076  | 2214   | 3290  |                                                                                     |
| N of Miss  | 153  | 138  | 90   | 72   | 47   | 59   | 291   | 268    | 559   |                                                                                     |

Table 7.181: My family has clear rules about alcohol and drug use.





| RESPONSE   | 7th  | 8th  | 9th  | 10th | 11th | 12th | 6-8th | 9-12th | TOTAL |                                                                                     |
|------------|------|------|------|------|------|------|-------|--------|-------|-------------------------------------------------------------------------------------|
| NO!        | 4.5  | 1.6  | 4.2  | 3.3  | 3.0  | 5.4  | 3.0   | 3.9    | 3.6   |  |
| no         | 4.9  | 6.9  | 9.3  | 14.3 | 13.6 | 18.8 | 5.9   | 13.6   | 11.1  |  |
| yes        | 15.4 | 23.1 | 27.9 | 33.5 | 41.2 | 36.0 | 19.3  | 34.3   | 29.4  |  |
| YES!       | 75.2 | 68.4 | 58.6 | 48.9 | 42.3 | 39.8 | 71.7  | 48.1   | 55.9  |  |
| N of Valid | 532  | 550  | 594  | 642  | 537  | 425  | 1082  | 2198   | 3280  |                                                                                     |
| N of Miss  | 146  | 139  | 94   | 80   | 48   | 62   | 285   | 284    | 569   |                                                                                     |

Table 7.182: If you carried a handgun without your parents' permission, would you be caught by your parents?





| RESPONSE   | 7th  | 8th  | 9th  | 10th | 11th | 12th | 6-8th | 9-12th | TOTAL |                                                                                       |
|------------|------|------|------|------|------|------|-------|--------|-------|---------------------------------------------------------------------------------------|
| NO!        | 6.9  | 5.2  | 6.8  | 4.8  | 4.3  | 7.0  | 6.1   | 5.6    | 5.8   |  |
| no         | 2.6  | 4.2  | 7.6  | 8.3  | 9.1  | 12.2 | 3.4   | 9.1    | 7.2   |  |
| yes        | 12.0 | 17.2 | 19.0 | 25.4 | 27.2 | 23.5 | 14.6  | 23.7   | 20.7  |  |
| YES!       | 78.4 | 73.4 | 66.6 | 61.5 | 59.4 | 57.3 | 75.9  | 61.5   | 66.3  |  |
| N of Valid | 533  | 553  | 590  | 642  | 537  | 426  | 1086  | 2195   | 3281  |                                                                                       |
| N of Miss  | 145  | 136  | 98   | 80   | 48   | 61   | 281   | 287    | 568   |                                                                                       |

Table 7.183: If you skipped school, would you be caught by your parents?

| RESPONSE   | 7th  | 8th  | 9th  | 10th | 11th | 12th | 6-8th | 9-12th | TOTAL |
|------------|------|------|------|------|------|------|-------|--------|-------|
| NO!        | 3.8  | 2.9  | 4.0  | 3.6  | 4.3  | 5.2  | 3.3   | 4.2    | 3.9   |
| no         | 4.9  | 3.1  | 7.5  | 7.4  | 10.3 | 13.6 | 4.0   | 9.3    | 7.6   |
| yes        | 14.8 | 21.0 | 25.5 | 32.4 | 31.8 | 33.1 | 18.0  | 30.5   | 26.4  |
| YES!       | 76.5 | 73.0 | 62.9 | 56.6 | 53.6 | 48.1 | 74.7  | 56.0   | 62.1  |
| N of Valid | 528  | 552  | 599  | 645  | 535  | 426  | 1080  | 2205   | 3285  |
| N of Miss  | 150  | 137  | 89   | 77   | 50   | 61   | 287   | 277    | 564   |

Table 7.184: My parents notice when I am doing a good job and let me know about it.

| RESPONSE              | 7th  | 8th  | 9th  | 10th | 11th | 12th | 6-8th | 9-12th | TOTAL |
|-----------------------|------|------|------|------|------|------|-------|--------|-------|
| Never or almost never | 5.5  | 5.0  | 8.4  | 6.2  | 9.8  | 8.5  | 5.2   | 8.1    | 7.1   |
| Sometimes             | 15.1 | 20.4 | 19.6 | 24.7 | 23.1 | 24.0 | 17.8  | 22.8   | 21.2  |
| Often                 | 39.4 | 32.9 | 36.2 | 37.3 | 36.4 | 34.8 | 36.1  | 36.3   | 36.2  |
| All the time          | 40.0 | 41.7 | 35.7 | 31.8 | 30.7 | 32.7 | 40.9  | 32.8   | 35.4  |
| N of Valid            | 548  | 563  | 607  | 664  | 541  | 437  | 1111  | 2249   | 3360  |
| N of Miss             | 130  | 126  | 81   | 58   | 44   | 50   | 256   | 233    | 489   |

Table 7.185: How often do your parents tell you they're proud of you for something you've done?

| RESPONSE              | 7th  | 8th  | 9th  | 10th | 11th | 12th | 6-8th | 9-12th | TOTAL |
|-----------------------|------|------|------|------|------|------|-------|--------|-------|
| Never or almost never | 5.7  | 6.4  | 8.7  | 8.2  | 13.0 | 10.4 | 6.1   | 9.9    | 8.7   |
| Sometimes             | 13.9 | 17.5 | 21.6 | 24.2 | 22.5 | 25.6 | 15.7  | 23.3   | 20.8  |
| Often                 | 36.1 | 35.0 | 32.5 | 35.6 | 33.8 | 30.9 | 35.6  | 33.4   | 34.1  |
| All the time          | 44.2 | 41.1 | 37.1 | 32.1 | 30.7 | 33.2 | 42.6  | 33.3   | 36.4  |
| N of Valid            | 545  | 560  | 606  | 658  | 538  | 434  | 1105  | 2236   | 3341  |
| N of Miss             | 133  | 129  | 82   | 64   | 47   | 53   | 262   | 246    | 508   |

Table 7.186: Do you feel very close to your mother?





| RESPONSE   | 7th  | 8th  | 9th  | 10th | 11th | 12th | 6-8th | 9-12th | TOTAL |                                                                                     |
|------------|------|------|------|------|------|------|-------|--------|-------|-------------------------------------------------------------------------------------|
| NO!        | 2.4  | 4.4  | 5.6  | 6.2  | 7.3  | 6.2  | 3.4   | 6.3    | 5.4   |  |
| no         | 6.5  | 7.8  | 9.7  | 12.0 | 13.3 | 9.6  | 7.1   | 11.2   | 9.9   |  |
| yes        | 22.5 | 25.8 | 31.6 | 34.6 | 33.1 | 37.1 | 24.2  | 33.9   | 30.7  |  |
| YES!       | 68.6 | 62.0 | 53.0 | 47.2 | 46.4 | 47.1 | 65.2  | 48.6   | 54.1  |  |
| N of Valid | 542  | 563  | 607  | 661  | 535  | 437  | 1105  | 2240   | 3345  |                                                                                     |
| N of Miss  | 136  | 126  | 81   | 61   | 50   | 50   | 262   | 242    | 504   |                                                                                     |

Table 7.187: Do you share your thoughts and feelings with your mother?





| RESPONSE   | 7th  | 8th  | 9th  | 10th | 11th | 12th | 6-8th | 9-12th | TOTAL |                                                                                     |
|------------|------|------|------|------|------|------|-------|--------|-------|-------------------------------------------------------------------------------------|
| NO!        | 5.4  | 7.4  | 9.6  | 10.9 | 11.0 | 9.4  | 6.4   | 10.3   | 9.0   |  |
| no         | 16.2 | 19.1 | 22.4 | 23.3 | 26.4 | 20.7 | 17.7  | 23.3   | 21.4  |  |
| yes        | 34.3 | 32.6 | 35.3 | 39.0 | 34.6 | 38.2 | 33.4  | 36.8   | 35.7  |  |
| YES!       | 44.1 | 40.8 | 32.7 | 26.9 | 27.9 | 31.7 | 42.4  | 29.6   | 33.9  |  |
| N of Valid | 537  | 564  | 603  | 662  | 534  | 435  | 1101  | 2234   | 3335  |                                                                                     |
| N of Miss  | 141  | 125  | 85   | 60   | 51   | 52   | 266   | 248    | 514   |                                                                                     |

Table 7.188: My parents ask me what I think before most family decisions affecting me are made.





| RESPONSE   | 7th  | 8th  | 9th  | 10th | 11th | 12th | 6-8th | 9-12th | TOTAL |                                                                                       |
|------------|------|------|------|------|------|------|-------|--------|-------|---------------------------------------------------------------------------------------|
| NO!        | 8.2  | 6.7  | 10.3 | 11.6 | 11.3 | 9.4  | 7.4   | 10.8   | 9.7   |  |
| no         | 18.2 | 21.0 | 22.3 | 22.0 | 22.5 | 25.3 | 19.7  | 22.8   | 21.8  |  |
| yes        | 39.9 | 40.5 | 40.3 | 43.3 | 38.8 | 40.5 | 40.2  | 40.9   | 40.6  |  |
| YES!       | 33.7 | 31.8 | 27.1 | 23.1 | 27.3 | 24.8 | 32.8  | 25.5   | 27.9  |  |
| N of Valid | 537  | 556  | 601  | 663  | 538  | 435  | 1093  | 2237   | 3330  |                                                                                       |
| N of Miss  | 141  | 133  | 87   | 59   | 47   | 52   | 274   | 245    | 519   |                                                                                       |

Table 7.189: Do you share your thoughts and feelings with your father?





| RESPONSE   | 7th  | 8th  | 9th  | 10th | 11th | 12th | 6-8th | 9-12th | TOTAL |                                                                                     |
|------------|------|------|------|------|------|------|-------|--------|-------|-------------------------------------------------------------------------------------|
| NO!        | 14.2 | 13.0 | 19.6 | 19.9 | 19.7 | 21.3 | 13.6  | 20.1   | 18.0  |  |
| no         | 21.8 | 24.2 | 25.8 | 26.0 | 26.4 | 26.6 | 23.0  | 26.1   | 25.1  |  |
| yes        | 30.9 | 29.9 | 29.1 | 32.5 | 32.3 | 31.7 | 30.4  | 31.4   | 31.0  |  |
| YES!       | 33.0 | 32.8 | 25.5 | 21.6 | 21.6 | 20.4 | 32.9  | 22.4   | 25.9  |  |
| N of Valid | 527  | 545  | 597  | 647  | 527  | 436  | 1072  | 2207   | 3279  |                                                                                     |
| N of Miss  | 151  | 144  | 91   | 75   | 58   | 51   | 295   | 275    | 570   |                                                                                     |

Table 7.190: Do you enjoy spending time with your mother?





| RESPONSE   | 7th  | 8th  | 9th  | 10th | 11th | 12th | 6-8th | 9-12th | TOTAL |                                                                                     |
|------------|------|------|------|------|------|------|-------|--------|-------|-------------------------------------------------------------------------------------|
| NO!        | 3.5  | 3.8  | 4.3  | 5.9  | 6.8  | 4.9  | 3.7   | 5.5    | 4.9   |  |
| no         | 3.2  | 4.5  | 7.7  | 6.7  | 8.9  | 7.2  | 3.8   | 7.6    | 6.3   |  |
| yes        | 26.4 | 30.6 | 37.5 | 44.0 | 42.8 | 42.8 | 28.5  | 41.7   | 37.4  |  |
| YES!       | 66.9 | 61.2 | 50.5 | 43.4 | 41.5 | 45.1 | 64.0  | 45.2   | 51.4  |  |
| N of Valid | 537  | 556  | 598  | 657  | 530  | 432  | 1093  | 2217   | 3310  |                                                                                     |
| N of Miss  | 141  | 133  | 90   | 65   | 55   | 55   | 274   | 265    | 539   |                                                                                     |

Table 7.191: Do you enjoy spending time with your father?





| RESPONSE   | 7th  | 8th  | 9th  | 10th | 11th | 12th | 6-8th | 9-12th | TOTAL |                                                                                       |
|------------|------|------|------|------|------|------|-------|--------|-------|---------------------------------------------------------------------------------------|
| NO!        | 8.2  | 7.9  | 11.9 | 11.2 | 10.3 | 12.8 | 8.1   | 11.5   | 10.4  |  |
| no         | 4.8  | 4.8  | 7.0  | 7.9  | 8.8  | 9.6  | 4.8   | 8.2    | 7.1   |  |
| yes        | 26.0 | 30.5 | 33.7 | 40.4 | 42.5 | 39.6 | 28.3  | 38.9   | 35.4  |  |
| YES!       | 61.1 | 56.8 | 47.3 | 40.5 | 38.5 | 38.0 | 58.9  | 41.4   | 47.1  |  |
| N of Valid | 524  | 544  | 596  | 649  | 525  | 429  | 1068  | 2199   | 3267  |                                                                                       |
| N of Miss  | 154  | 145  | 92   | 73   | 60   | 58   | 299   | 283    | 582   |                                                                                       |

Table 7.192: If I had a personal problem, I could ask my mom or dad for help.





| RESPONSE   | 7th  | 8th  | 9th  | 10th | 11th | 12th | 6-8th | 9-12th | TOTAL |                                                                                     |
|------------|------|------|------|------|------|------|-------|--------|-------|-------------------------------------------------------------------------------------|
| NO!        | 4.5  | 5.2  | 6.7  | 6.7  | 5.3  | 7.6  | 4.9   | 6.5    | 6.0   |  |
| no         | 6.8  | 8.5  | 9.9  | 12.2 | 13.7 | 9.2  | 7.6   | 11.4   | 10.1  |  |
| yes        | 28.6 | 33.1 | 38.3 | 38.7 | 39.1 | 37.5 | 30.9  | 38.4   | 36.0  |  |
| YES!       | 60.2 | 53.2 | 45.0 | 42.4 | 41.9 | 45.7 | 56.6  | 43.6   | 47.9  |  |
| N of Valid | 532  | 553  | 593  | 656  | 532  | 435  | 1085  | 2216   | 3301  |                                                                                     |
| N of Miss  | 146  | 136  | 95   | 66   | 53   | 52   | 282   | 266    | 548   |                                                                                     |

Table 7.193: Do you feel very close to your father?





| RESPONSE   | 7th  | 8th  | 9th  | 10th | 11th | 12th | 6-8th | 9-12th | TOTAL |                                                                                     |
|------------|------|------|------|------|------|------|-------|--------|-------|-------------------------------------------------------------------------------------|
| NO!        | 9.8  | 8.9  | 13.3 | 14.7 | 11.0 | 17.4 | 9.3   | 14.0   | 12.4  |  |
| no         | 9.8  | 11.8 | 14.5 | 15.8 | 18.4 | 17.6 | 10.8  | 16.4   | 14.6  |  |
| yes        | 25.8 | 27.7 | 29.9 | 31.2 | 37.9 | 30.9 | 26.8  | 32.4   | 30.5  |  |
| YES!       | 54.7 | 51.7 | 42.2 | 38.3 | 32.7 | 34.1 | 53.1  | 37.2   | 42.4  |  |
| N of Valid | 523  | 542  | 585  | 647  | 517  | 431  | 1065  | 2180   | 3245  |                                                                                     |
| N of Miss  | 155  | 147  | 103  | 75   | 68   | 56   | 302   | 302    | 604   |                                                                                     |

Table 7.194: My parents give me lots of chances to do fun things with them.





| RESPONSE   | 7th  | 8th  | 9th  | 10th | 11th | 12th | 6-8th | 9-12th | TOTAL |                                                                                       |
|------------|------|------|------|------|------|------|-------|--------|-------|---------------------------------------------------------------------------------------|
| NO!        | 4.0  | 3.8  | 5.6  | 6.3  | 7.2  | 7.6  | 3.9   | 6.6    | 5.7   |  |
| no         | 9.7  | 14.5 | 15.6 | 16.7 | 19.4 | 18.5 | 12.2  | 17.4   | 15.7  |  |
| yes        | 33.8 | 34.3 | 40.6 | 44.0 | 40.8 | 41.1 | 34.1  | 41.8   | 39.2  |  |
| YES!       | 52.5 | 47.4 | 38.1 | 33.1 | 32.6 | 32.8 | 49.9  | 34.3   | 39.4  |  |
| N of Valid | 526  | 551  | 588  | 653  | 527  | 433  | 1077  | 2201   | 3278  |                                                                                       |
| N of Miss  | 152  | 138  | 100  | 69   | 58   | 54   | 290   | 281    | 571   |                                                                                       |

Table 7.195: My parents ask if I've gotten my homework done.





| RESPONSE   | 7th  | 8th  | 9th  | 10th | 11th | 12th | 6-8th | 9-12th | TOTAL |                                                                                     |
|------------|------|------|------|------|------|------|-------|--------|-------|-------------------------------------------------------------------------------------|
| NO!        | 3.4  | 2.4  | 4.6  | 5.8  | 7.4  | 9.7  | 2.9   | 6.6    | 5.4   |  |
| no         | 5.0  | 4.5  | 8.2  | 10.0 | 13.9 | 18.0 | 4.7   | 12.0   | 9.6   |  |
| yes        | 23.0 | 29.2 | 33.5 | 34.2 | 37.8 | 34.9 | 26.2  | 35.0   | 32.1  |  |
| YES!       | 68.6 | 63.9 | 53.7 | 50.1 | 41.0 | 37.4 | 66.2  | 46.4   | 52.9  |  |
| N of Valid | 525  | 551  | 588  | 653  | 527  | 433  | 1076  | 2201   | 3277  |                                                                                     |
| N of Miss  | 153  | 138  | 100  | 69   | 58   | 54   | 291   | 281    | 572   |                                                                                     |

Table 7.196: People in my family have serious arguments.









| RESPONSE   | 7th  | 8th  | 9th  | 10th | 11th | 12th | 6-8th | 9-12th | TOTAL |                                                                                     |
|------------|------|------|------|------|------|------|-------|--------|-------|-------------------------------------------------------------------------------------|
| NO!        | 37.7 | 30.5 | 25.8 | 22.5 | 21.0 | 24.5 | 34.0  | 23.4   | 26.9  |  |
| no         | 36.2 | 35.8 | 47.1 | 43.4 | 44.4 | 38.3 | 36.0  | 43.6   | 41.1  |  |
| yes        | 15.4 | 22.5 | 18.0 | 22.0 | 22.3 | 23.8 | 19.1  | 21.4   | 20.6  |  |
| YES!       | 10.8 | 11.1 | 9.1  | 12.2 | 12.3 | 13.3 | 10.9  | 11.6   | 11.4  |  |
| N of Valid | 520  | 550  | 582  | 650  | 529  | 428  | 1070  | 2189   | 3259  |                                                                                     |
| N of Miss  | 158  | 139  | 106  | 72   | 56   | 59   | 297   | 293    | 590   |                                                                                     |

Table 7.197: Would your parents know if you did not come home on time?

| RESPONSE   | 7th  | 8th  | 9th  | 10th | 11th | 12th | 6-8th | 9-12th | TOTAL |                                                                                       |
|------------|------|------|------|------|------|------|-------|--------|-------|---------------------------------------------------------------------------------------|
| NO!        | 4.6  | 2.7  | 4.6  | 3.1  | 3.8  | 4.6  | 3.6   | 3.9    | 3.8   |  |
| no         | 6.2  | 7.8  | 10.5 | 10.3 | 12.6 | 15.0 | 7.0   | 11.8   | 10.3  |  |
| yes        | 29.9 | 34.4 | 37.8 | 42.9 | 44.4 | 39.1 | 32.2  | 41.2   | 38.2  |  |
| YES!       | 59.3 | 55.1 | 47.1 | 43.8 | 39.2 | 41.2 | 57.1  | 43.1   | 47.7  |  |
| N of Valid | 519  | 552  | 590  | 651  | 531  | 432  | 1071  | 2204   | 3275  |                                                                                       |
| N of Miss  | 159  | 137  | 98   | 71   | 54   | 55   | 296   | 278    | 574   |                                                                                       |

## 7.9 Friends

Table 7.198: In the past year how many of your best friends have participated in clubs, organizations or activities at school?

| RESPONSE           | 7th  | 8th  | 9th  | 10th | 11th | 12th | 6-8th | 9-12th | TOTAL |
|--------------------|------|------|------|------|------|------|-------|--------|-------|
| None of my friends | 8.7  | 7.4  | 8.6  | 8.8  | 9.2  | 9.3  | 8.1   | 8.9    | 8.6   |
| 1 of my friends    | 8.9  | 7.2  | 8.3  | 9.0  | 7.5  | 7.9  | 8.1   | 8.2    | 8.2   |
| 2 of my friends    | 19.8 | 13.7 | 15.0 | 13.3 | 12.5 | 13.0 | 16.7  | 13.5   | 14.5  |
| 3 of my friends    | 13.6 | 15.9 | 16.0 | 15.3 | 12.9 | 13.0 | 14.8  | 14.4   | 14.6  |
| 4 of my friends    | 48.9 | 55.7 | 52.1 | 53.7 | 57.9 | 56.9 | 52.4  | 54.9   | 54.1  |
| N of Valid         | 515  | 553  | 593  | 648  | 535  | 432  | 1068  | 2208   | 3276  |
| N of Miss          | 163  | 136  | 95   | 74   | 50   | 55   | 299   | 274    | 573   |

Table 7.199: In the past year how many of your best friends have made a commitment to stay drug-free?

| RESPONSE           | 7th  | 8th  | 9th  | 10th | 11th | 12th | 6-8th | 9-12th | TOTAL |
|--------------------|------|------|------|------|------|------|-------|--------|-------|
| None of my friends | 19.0 | 15.2 | 22.8 | 31.2 | 34.0 | 42.3 | 17.1  | 31.8   | 27.0  |
| 1 of my friends    | 4.0  | 6.5  | 9.2  | 11.4 | 13.2 | 14.5 | 5.3   | 11.8   | 9.7   |
| 2 of my friends    | 4.4  | 4.6  | 7.0  | 11.7 | 12.6 | 10.5 | 4.5   | 10.4   | 8.5   |
| 3 of my friends    | 5.2  | 9.9  | 9.9  | 10.6 | 10.1 | 8.2  | 7.6   | 9.8    | 9.1   |
| 4 of my friends    | 67.4 | 63.8 | 51.0 | 35.2 | 30.2 | 24.5 | 65.5  | 36.1   | 45.6  |
| N of Valid         | 500  | 538  | 584  | 634  | 524  | 428  | 1038  | 2170   | 3208  |
| N of Miss          | 178  | 151  | 104  | 88   | 61   | 59   | 329   | 312    | 641   |

Table 7.200: In the past year how many of your best friends have liked school?

| RESPONSE           | 7th  | 8th  | 9th  | 10th | 11th | 12th | 6-8th | 9-12th | TOTAL |
|--------------------|------|------|------|------|------|------|-------|--------|-------|
| None of my friends | 19.3 | 19.5 | 24.8 | 30.1 | 32.3 | 24.5 | 19.4  | 28.1   | 25.3  |
| 1 of my friends    | 13.1 | 11.9 | 12.5 | 11.2 | 12.5 | 12.0 | 12.4  | 12.0   | 12.2  |
| 2 of my friends    | 18.5 | 20.0 | 17.6 | 20.3 | 16.5 | 20.3 | 19.3  | 18.6   | 18.9  |
| 3 of my friends    | 17.5 | 15.4 | 15.2 | 16.8 | 15.2 | 16.7 | 16.4  | 16.0   | 16.1  |
| 4 of my friends    | 31.7 | 33.2 | 29.9 | 21.7 | 23.4 | 26.4 | 32.5  | 25.2   | 27.6  |
| N of Valid         | 498  | 539  | 585  | 632  | 526  | 424  | 1037  | 2167   | 3204  |
| N of Miss          | 180  | 150  | 103  | 90   | 59   | 63   | 330   | 315    | 645   |

Table 7.201: In the past year how many of your best friends have regularly attended religious services?






| RESPONSE           | 7th  | 8th  | 9th  | 10th | 11th | 12th | 6-8th | 9-12th | TOTAL |                                                                                     |
|--------------------|------|------|------|------|------|------|-------|--------|-------|-------------------------------------------------------------------------------------|
| None of my friends | 40.8 | 41.6 | 44.2 | 51.4 | 53.5 | 57.4 | 41.2  | 51.2   | 47.9  |  |
| 1 of my friends    | 25.3 | 27.8 | 30.1 | 30.7 | 26.5 | 30.7 | 26.6  | 29.5   | 28.6  |  |
| 2 of my friends    | 17.8 | 18.2 | 16.9 | 11.8 | 12.3 | 7.7  | 18.0  | 12.5   | 14.3  |  |
| 3 of my friends    | 8.6  | 6.1  | 4.5  | 2.9  | 2.8  | 2.3  | 7.3   | 3.2    | 4.5   |  |
| 4 of my friends    | 7.6  | 6.3  | 4.3  | 3.2  | 4.9  | 1.9  | 6.9   | 3.7    | 4.7   |  |
| N of Valid         | 490  | 543  | 579  | 625  | 529  | 427  | 1033  | 2160   | 3193  |                                                                                     |
| N of Miss          | 188  | 146  | 109  | 97   | 56   | 60   | 334   | 322    | 656   |                                                                                     |

Table 7.202: In the past year how many of your best friends have tried to do well in school?






| RESPONSE           | 7th  | 8th  | 9th  | 10th | 11th | 12th | 6-8th | 9-12th | TOTAL |                                                                                     |
|--------------------|------|------|------|------|------|------|-------|--------|-------|-------------------------------------------------------------------------------------|
| None of my friends | 3.1  | 2.0  | 5.9  | 3.6  | 4.2  | 5.8  | 2.5   | 4.8    | 4.1   |  |
| 1 of my friends    | 3.7  | 6.1  | 4.1  | 4.2  | 5.1  | 4.2  | 4.9   | 4.4    | 4.6   |  |
| 2 of my friends    | 8.3  | 8.1  | 8.5  | 10.0 | 11.5 | 9.0  | 8.2   | 9.8    | 9.3   |  |
| 3 of my friends    | 16.5 | 16.0 | 14.6 | 16.0 | 15.3 | 18.1 | 16.2  | 15.8   | 16.0  |  |
| 4 of my friends    | 68.3 | 67.9 | 67.0 | 66.2 | 64.0 | 62.9 | 68.1  | 65.2   | 66.2  |  |
| N of Valid         | 515  | 545  | 591  | 639  | 530  | 431  | 1060  | 2191   | 3251  |                                                                                     |
| N of Miss          | 163  | 144  | 97   | 83   | 55   | 56   | 307   | 291    | 598   |                                                                                     |

Table 7.203: How wrong do your friends feel it would be for you to have one or two drinks of an alcoholic beverage nearly every day?





| RESPONSE           | 7th  | 8th  | 9th  | 10th | 11th | 12th | 6-8th | 9-12th | TOTAL |                                                                                       |
|--------------------|------|------|------|------|------|------|-------|--------|-------|---------------------------------------------------------------------------------------|
| Very wrong         | 79.2 | 72.3 | 61.1 | 50.4 | 47.8 | 38.8 | 75.6  | 50.4   | 58.7  |  |
| Wrong              | 15.3 | 18.1 | 20.8 | 24.5 | 28.6 | 30.1 | 16.7  | 25.6   | 22.7  |  |
| A little bit wrong | 4.4  | 6.2  | 11.9 | 15.6 | 14.1 | 18.2 | 5.3   | 14.8   | 11.7  |  |
| Not wrong at all   | 1.1  | 3.5  | 6.1  | 9.5  | 9.4  | 12.9 | 2.3   | 9.2    | 7.0   |  |
| N of Valid         | 523  | 548  | 586  | 641  | 531  | 428  | 1071  | 2186   | 3257  |                                                                                       |
| N of Miss          | 155  | 141  | 102  | 81   | 54   | 59   | 296   | 296    | 592   |                                                                                       |



Table 7.204: How wrong do your friends feel it would be for you to smoke tobacco?

| RESPONSE           | 7th  | 8th  | 9th  | 10th | 11th | 12th | 6-8th | 9-12th | TOTAL |  |
|--------------------|------|------|------|------|------|------|-------|--------|-------|--|
| Very wrong         | 85.4 | 82.6 | 74.7 | 70.0 | 69.1 | 61.4 | 84.0  | 69.4   | 74.1  |  |
| Wrong              | 10.2 | 12.0 | 15.1 | 18.4 | 19.3 | 19.0 | 11.1  | 17.9   | 15.7  |  |
| A little bit wrong | 2.7  | 4.1  | 6.5  | 7.8  | 6.6  | 12.2 | 3.4   | 8.1    | 6.5   |  |
| Not wrong at all   | 1.7  | 1.3  | 3.6  | 3.8  | 4.9  | 7.5  | 1.5   | 4.7    | 3.7   |  |
| N of Valid         | 519  | 541  | 581  | 637  | 528  | 427  | 1060  | 2173   | 3233  |  |
| N of Miss          | 159  | 148  | 107  | 85   | 57   | 60   | 307   | 309    | 616   |  |





Table 7.205: How wrong do your friends feel it would be for you to smoke marijuana?

| RESPONSE           | 7th  | 8th  | 9th  | 10th | 11th | 12th | 6-8th | 9-12th | TOTAL |  |
|--------------------|------|------|------|------|------|------|-------|--------|-------|--|
| Very wrong         | 84.2 | 74.5 | 54.6 | 42.6 | 30.2 | 26.2 | 79.2  | 39.6   | 52.6  |  |
| Wrong              | 9.6  | 12.0 | 16.3 | 15.0 | 16.1 | 11.3 | 10.8  | 14.9   | 13.6  |  |
| A little bit wrong | 4.5  | 8.5  | 15.8 | 18.3 | 22.0 | 20.3 | 6.6   | 18.9   | 14.9  |  |
| Not wrong at all   | 1.8  | 5.0  | 13.2 | 24.0 | 31.7 | 42.1 | 3.4   | 26.5   | 19.0  |  |
| N of Valid         | 512  | 541  | 582  | 638  | 527  | 423  | 1053  | 2170   | 3223  |  |
| N of Miss          | 166  | 148  | 106  | 84   | 58   | 64   | 314   | 312    | 626   |  |

Table 7.206: How wrong do your friends feel it would be for you to use prescription drugs not prescribed to you?

| RESPONSE           | 7th  | 8th  | 9th  | 10th | 11th | 12th | 6-8th | 9-12th | TOTAL |  |
|--------------------|------|------|------|------|------|------|-------|--------|-------|--|
| Very wrong         | 85.4 | 84.8 | 76.2 | 71.1 | 68.5 | 62.9 | 85.1  | 70.2   | 75.1  |  |
| Wrong              | 10.7 | 11.1 | 15.2 | 18.0 | 19.2 | 20.6 | 10.9  | 18.0   | 15.7  |  |
| A little bit wrong | 2.9  | 3.3  | 5.0  | 6.5  | 9.1  | 12.4 | 3.1   | 7.9    | 6.3   |  |
| Not wrong at all   | 1.0  | 0.7  | 3.6  | 4.4  | 3.2  | 4.2  | 0.9   | 3.9    | 2.9   |  |
| N of Valid         | 515  | 541  | 580  | 634  | 527  | 428  | 1056  | 2169   | 3225  |  |
| N of Miss          | 163  | 148  | 108  | 88   | 58   | 59   | 311   | 313    | 624   |  |

Table 7.207: How do you feel about someone your age having one or two drinks of an alcoholic beverage nearly every day?

| RESPONSE                      | 7th  | 8th  | 9th  | 10th | 11th | 12th | 6-8th | 9-12th | TOTAL |                                                                                     |
|-------------------------------|------|------|------|------|------|------|-------|--------|-------|-------------------------------------------------------------------------------------|
| Neither approve or disapprove | 11.5 | 13.3 | 17.0 | 17.1 | 18.0 | 19.6 | 12.4  | 17.8   | 16.1  |  |
| Somewhat disapprove           | 7.0  | 9.8  | 16.6 | 19.5 | 19.5 | 22.6 | 8.4   | 19.4   | 15.8  |  |
| Strongly disapprove           | 72.0 | 64.8 | 58.7 | 54.5 | 55.3 | 50.3 | 68.3  | 55.0   | 59.3  |  |
| Don't know or can't say       | 9.5  | 12.2 | 7.7  | 8.9  | 7.1  | 7.4  | 10.9  | 7.9    | 8.8   |  |
| N of Valid                    | 514  | 542  | 583  | 642  | 532  | 433  | 1056  | 2190   | 3246  |                                                                                     |
| N of Miss                     | 164  | 147  | 105  | 80   | 53   | 54   | 311   | 292    | 603   |                                                                                     |

## 7.10 Additional Questions

Table 7.208: If you drank alcohol (not just a sip or a taste) in the past year, how did you usually get it? (Select the one best answer)

| RESPONSE                                          | 7th  | 8th  | 9th  | 10th | 11th | 12th | 6-8th | 9-12th | TOTAL |  |
|---------------------------------------------------|------|------|------|------|------|------|-------|--------|-------|--|
| I did not drink alcohol in the past year          | 92.1 | 86.6 | 82.3 | 68.1 | 56.4 | 47.8 | 89.3  | 65.1   | 73.3  |  |
| I bought it myself with a fake ID                 | 0.0  | 0.4  | 0.0  | 0.5  | 0.2  | 1.2  | 0.2   | 0.4    | 0.3   |  |
| I bought it myself without a fake ID              | 0.2  | 0.0  | 0.3  | 0.6  | 1.6  | 0.9  | 0.1   | 0.8    | 0.6   |  |
| I got it from someone I know age 21 or older      | 1.5  | 0.5  | 3.6  | 5.4  | 10.7 | 11.2 | 1.0   | 7.3    | 5.2   |  |
| I got it from someone I know under 21             | 0.4  | 1.8  | 3.1  | 8.7  | 11.8 | 20.3 | 1.1   | 10.3   | 7.1   |  |
| I got it from home with my parents' permission    | 3.3  | 6.6  | 5.2  | 7.9  | 11.6 | 11.7 | 5.0   | 8.8    | 7.5   |  |
| I got it from home without my parents' permission | 1.6  | 3.0  | 4.3  | 6.0  | 5.8  | 4.4  | 2.3   | 5.2    | 4.2   |  |
| I got it from another relative                    | 0.9  | 1.1  | 1.0  | 2.7  | 1.9  | 2.6  | 1.0   | 2.0    | 1.7   |  |
| N of Valid                                        | 546  | 561  | 576  | 631  | 516  | 429  | 1107  | 2152   | 3259  |  |
| N of Miss                                         | 132  | 128  | 112  | 91   | 69   | 58   | 260   | 330    | 590   |  |

Table 7.209: I identify as ... (Select the one best answer)

| RESPONSE                | 7th  | 8th  | 9th  | 10th | 11th | 12th | 6-8th | 9-12th | TOTAL |  |
|-------------------------|------|------|------|------|------|------|-------|--------|-------|--|
| Straight/heterosexual   | 78.6 | 76.6 | 78.8 | 82.4 | 77.9 | 75.1 | 77.6  | 78.9   | 78.5  |  |
| Lesbian                 | 1.7  | 2.1  | 2.6  | 1.2  | 2.1  | 1.6  | 1.9   | 1.9    | 1.9   |  |
| Gay                     | 1.7  | 1.2  | 0.9  | 1.4  | 1.0  | 3.0  | 1.5   | 1.5    | 1.5   |  |
| Bisexual                | 6.2  | 7.8  | 8.6  | 8.3  | 10.0 | 13.2 | 7.0   | 9.8    | 8.9   |  |
| Questioning             | 6.1  | 6.7  | 4.1  | 3.7  | 5.2  | 2.8  | 6.4   | 4.0    | 4.8   |  |
| Other option not listed | 5.7  | 5.5  | 5.0  | 2.9  | 3.8  | 4.4  | 5.6   | 4.0    | 4.5   |  |
| N of Valid              | 528  | 565  | 581  | 647  | 520  | 433  | 1093  | 2181   | 3274  |  |
| N of Miss               | 150  | 124  | 107  | 75   | 65   | 54   | 274   | 301    | 575   |  |

Table 7.210: I identify as... (Select the one best answer)

| RESPONSE                | 7th  | 8th  | 9th  | 10th | 11th | 12th | 6-8th | 9-12th | TOTAL |  |
|-------------------------|------|------|------|------|------|------|-------|--------|-------|--|
| Male                    | 42.6 | 48.3 | 46.7 | 48.0 | 47.1 | 49.1 | 45.5  | 47.6   | 46.9  |  |
| Female                  | 53.4 | 47.6 | 49.4 | 48.1 | 49.8 | 47.7 | 50.4  | 48.8   | 49.3  |  |
| Transgender             | 1.5  | 0.9  | 1.7  | 1.7  | 1.4  | 1.4  | 1.2   | 1.6    | 1.4   |  |
| Other option not listed | 2.6  | 3.2  | 2.2  | 2.2  | 1.7  | 1.9  | 2.9   | 2.0    | 2.3   |  |
| N of Valid              | 545  | 567  | 583  | 646  | 516  | 430  | 1112  | 2175   | 3287  |  |
| N of Miss               | 133  | 122  | 105  | 76   | 69   | 57   | 255   | 307    | 562   |  |

Table 7.211: In what season(s) have you participated on athletic/sports teams in the past year (12 months)? (Choose all that apply)

| RESPONSE   | 7th  | 8th  | 9th  | 10th | 11th | 12th | 6-8th | 9-12th | TOTAL |  |
|------------|------|------|------|------|------|------|-------|--------|-------|--|
| Spring     | 34.4 | 45.0 | 42.6 | 45.0 | 42.9 | 36.8 | 39.7  | 42.2   | 41.3  |  |
| Summer     | 29.1 | 33.4 | 28.2 | 32.5 | 25.8 | 23.4 | 31.2  | 28.0   | 29.1  |  |
| Fall       | 45.0 | 44.7 | 41.9 | 47.0 | 42.7 | 40.5 | 44.8  | 43.3   | 43.8  |  |
| Winter     | 33.6 | 39.3 | 33.7 | 40.6 | 39.0 | 32.6 | 36.5  | 36.7   | 36.7  |  |
| None       | 19.3 | 18.7 | 23.1 | 26.2 | 29.1 | 35.5 | 19.0  | 27.8   | 24.7  |  |
| N of Valid | 678  | 689  | 688  | 722  | 585  | 487  | 1367  | 2482   | 3849  |  |
| N of Miss  | 0    | 0    | 0    | 0    | 0    | 0    | 0     | 0      | 0     |  |

Table 7.212: How many times in the past year (12 months) have you participated in clubs, organizations, or activities either at school or in the community? (Select the one best answer)

| RESPONSE       | 7th  | 8th  | 9th  | 10th | 11th | 12th | 6-8th | 9-12th | TOTAL |  |
|----------------|------|------|------|------|------|------|-------|--------|-------|--|
| Never          | 21.5 | 16.7 | 20.0 | 15.0 | 15.5 | 11.5 | 19.0  | 15.8   | 16.9  |  |
| 1 to 2 times   | 28.4 | 23.8 | 24.7 | 24.8 | 15.7 | 15.7 | 26.1  | 20.8   | 22.6  |  |
| 3 to 5 times   | 18.2 | 19.7 | 19.6 | 16.9 | 15.3 | 14.8 | 18.9  | 16.8   | 17.5  |  |
| 6 to 9 times   | 8.4  | 8.9  | 10.1 | 7.5  | 9.8  | 8.9  | 8.7   | 9.0    | 8.9   |  |
| 10 to 19 times | 6.6  | 9.6  | 8.5  | 8.8  | 14.2 | 9.8  | 8.1   | 10.2   | 9.5   |  |
| 20 to 29 times | 3.9  | 4.6  | 4.9  | 5.8  | 7.7  | 9.4  | 4.2   | 6.7    | 5.9   |  |
| 30 to 39 times | 1.7  | 2.7  | 2.3  | 2.8  | 2.3  | 4.7  | 2.2   | 2.9    | 2.7   |  |
| 40+ times      | 11.4 | 14.2 | 10.1 | 18.3 | 19.5 | 25.3 | 12.8  | 17.8   | 16.1  |  |
| N of Valid     | 545  | 564  | 576  | 638  | 522  | 427  | 1109  | 2163   | 3272  |  |
| N of Miss      | 133  | 125  | 112  | 84   | 63   | 60   | 258   | 319    | 577   |  |

Table 7.213: In the past school year, has your parent/guardian participated in any of these things at your school? (Choose all that apply)






| RESPONSE                                                   | 7th  | 8th  | 9th  | 10th | 11th | 12th | 6-8th | 9-12th | TOTAL |                                                                                     |
|------------------------------------------------------------|------|------|------|------|------|------|-------|--------|-------|-------------------------------------------------------------------------------------|
| Had a scheduled meeting with a teacher about your progress | 23.5 | 23.5 | 24.3 | 24.0 | 19.5 | 15.4 | 23.5  | 21.3   | 22.1  |  |
| Had a meeting with the principal/assistant principal       | 7.4  | 9.0  | 8.3  | 8.0  | 7.5  | 4.7  | 8.2   | 7.3    | 7.6   |  |
| Watched you perform in a sporting event, play, or concert  | 41.9 | 48.5 | 48.5 | 53.2 | 50.9 | 51.3 | 45.2  | 51.0   | 48.9  |  |
| Volunteered at your school                                 | 15.9 | 15.7 | 12.8 | 14.3 | 16.8 | 16.4 | 15.8  | 14.9   | 15.2  |  |
| None of the above                                          | 19.9 | 18.6 | 21.9 | 22.9 | 25.0 | 26.1 | 19.2  | 23.7   | 22.1  |  |
| N of Valid                                                 | 678  | 689  | 688  | 722  | 585  | 487  | 1367  | 2482   | 3849  |                                                                                     |
| N of Miss                                                  | 0    | 0    | 0    | 0    | 0    | 0    | 0     | 0      | 0     |                                                                                     |

Table 7.214: In my school... (Choose all that apply)







| RESPONSE                                                                          | 7th  | 8th  | 9th  | 10th | 11th | 12th | 6-8th | 9-12th | TOTAL |                                                                                       |
|-----------------------------------------------------------------------------------|------|------|------|------|------|------|-------|--------|-------|---------------------------------------------------------------------------------------|
| There is an adult who I can trust and who can help me with my problems            | 48.5 | 47.8 | 45.9 | 51.0 | 55.7 | 59.3 | 48.1  | 52.3   | 50.8  |    |
| In general, I feel welcomed and appreciated by school adults                      | 39.7 | 44.3 | 45.6 | 45.8 | 48.7 | 52.8 | 42.0  | 47.8   | 45.8  |    |
| In general, school staff are available immediately to deal with hurtful behaviors | 28.5 | 29.2 | 29.8 | 28.1 | 31.3 | 35.1 | 28.8  | 30.7   | 30.0  |   |
| In general, students treat each other with respect                                | 23.5 | 25.5 | 27.0 | 28.0 | 33.8 | 35.1 | 24.5  | 30.5   | 28.4  |  |
| In general, school rules are fairly enforced                                      | 31.4 | 32.7 | 35.0 | 36.4 | 38.1 | 34.3 | 32.0  | 36.0   | 34.6  |  |
| None of the above                                                                 | 7.5  | 10.6 | 12.6 | 14.4 | 8.9  | 7.6  | 9.1   | 11.3   | 10.5  |  |
| N of Valid                                                                        | 678  | 689  | 688  | 722  | 585  | 487  | 1367  | 2482   | 3849  |                                                                                       |
| N of Miss                                                                         | 0    | 0    | 0    | 0    | 0    | 0    | 0     | 0      | 0     |                                                                                       |







Table 7.215: In the last 30 days ... (Choose all that apply)

| RESPONSE                                                                                                 | 7th  | 8th  | 9th  | 10th | 11th | 12th | 6-8th | 9-12th | TOTAL |  |
|----------------------------------------------------------------------------------------------------------|------|------|------|------|------|------|-------|--------|-------|--|
| Someone at my school has said something hurtful (name calling, put downs, etc.) to me                    | 26.0 | 28.9 | 24.6 | 26.5 | 20.0 | 20.7 | 27.4  | 23.3   | 24.8  |  |
| Someone at my school has physically bullied me                                                           | 5.3  | 4.6  | 3.6  | 4.3  | 3.2  | 2.1  | 5.0   | 3.4    | 4.0   |  |
| Someone at my school has done something to exclude me                                                    | 12.7 | 15.2 | 12.1 | 14.7 | 12.3 | 14.2 | 14.0  | 13.3   | 13.5  |  |
| Someone has embarrassed, insulted, harassed or threatened me through social media, text message or email | 7.1  | 7.5  | 8.4  | 11.1 | 8.2  | 6.0  | 7.3   | 8.7    | 8.2   |  |
| I have said something hurtful (name calling, put downs, etc.) to someone else at my school               | 6.0  | 11.0 | 8.1  | 12.6 | 9.1  | 12.7 | 8.6   | 10.6   | 9.8   |  |
| I have physically bullied someone at my school                                                           | 1.3  | 1.6  | 0.7  | 0.6  | 0.5  | 1.0  | 1.5   | 0.7    | 1.0   |  |
| I have excluded someone at my school                                                                     | 3.4  | 4.6  | 4.9  | 5.7  | 3.1  | 4.5  | 4.0   | 4.6    | 4.4   |  |
| None of the above                                                                                        | 42.3 | 44.7 | 50.9 | 52.6 | 58.8 | 54.0 | 43.5  | 53.9   | 50.2  |  |
| N of Valid                                                                                               | 678  | 689  | 688  | 722  | 585  | 487  | 1367  | 2482   | 3849  |  |
| N of Miss                                                                                                | 0    | 0    | 0    | 0    | 0    | 0    | 0     | 0      | 0     |  |

Table 7.216: The next question asks about electronic vapor products, such as JUUL, blu, NJOY, Vuse, MarkTen, Logic, Vapin plus, eGo, and Halo. Electronic vapor products include e-cigarettes, e-cigars, e-pipes, vape pipes, vaping pens, e-hookahs, and hookah pens. During the past 30 days, on how many days did you use an electronic vapor product?

| RESPONSE      | 7th  | 8th  | 9th  | 10th | 11th | 12th | 6-8th | 9-12th | TOTAL |  |
|---------------|------|------|------|------|------|------|-------|--------|-------|--|
| 0 days        | 93.6 | 90.1 | 86.2 | 79.0 | 80.1 | 73.6 | 91.8  | 80.1   | 84.0  |  |
| 1 or 2 days   | 3.2  | 4.9  | 6.0  | 7.6  | 4.8  | 7.5  | 4.1   | 6.5    | 5.7   |  |
| 3 to 5 days   | 0.2  | 1.8  | 1.6  | 3.8  | 4.1  | 4.5  | 1.0   | 3.4    | 2.6   |  |
| 6 to 9 days   | 0.8  | 0.5  | 1.1  | 2.1  | 2.3  | 3.1  | 0.6   | 2.1    | 1.6   |  |
| 10 to 19 days | 1.1  | 0.5  | 2.5  | 2.4  | 2.1  | 3.3  | 0.8   | 2.5    | 2.0   |  |
| 20 to 29 days | 0.4  | 0.2  | 1.4  | 0.9  | 1.4  | 2.6  | 0.3   | 1.5    | 1.1   |  |
| All 30 days   | 0.8  | 2.0  | 1.4  | 4.3  | 5.2  | 5.4  | 1.4   | 4.0    | 3.1   |  |
| N of Valid    | 528  | 555  | 571  | 632  | 518  | 425  | 1083  | 2146   | 3229  |  |
| N of Miss     | 150  | 134  | 117  | 90   | 67   | 62   | 284   | 336    | 620   |  |

Table 7.217: If you are struggling with feeling sad, stressed, anxious, angry, etc., who would you go to for help? (Choose all that apply)

| RESPONSE                                                      | 7th  | 8th  | 9th  | 10th | 11th | 12th | 6-8th | 9-12th | TOTAL |                                                                                     |
|---------------------------------------------------------------|------|------|------|------|------|------|-------|--------|-------|-------------------------------------------------------------------------------------|
| A friend                                                      | 40.3 | 43.1 | 47.2 | 54.8 | 52.3 | 57.3 | 41.7  | 52.6   | 48.7  |  |
| A family member                                               | 47.5 | 45.3 | 42.6 | 46.3 | 41.4 | 42.7 | 46.4  | 43.4   | 44.5  |  |
| An adult at school<br>(teacher, counselor, coach, etc.)       | 16.5 | 13.1 | 11.3 | 16.8 | 15.6 | 15.4 | 14.8  | 14.7   | 14.7  |  |
| A counselor, therapist, or support group<br>outside of school | 12.5 | 11.9 | 12.4 | 15.7 | 15.6 | 15.6 | 12.2  | 14.7   | 13.8  |  |
| My doctor                                                     | 6.3  | 5.7  | 8.1  | 9.7  | 7.9  | 10.7 | 6.0   | 9.0    | 8.0   |  |
| I wouldn't talk to anyone about it                            | 15.6 | 19.6 | 20.8 | 21.2 | 23.2 | 18.3 | 17.6  | 21.0   | 19.8  |  |
| N of Valid                                                    | 678  | 689  | 688  | 722  | 585  | 487  | 1367  | 2482   | 3849  |                                                                                     |
| N of Miss                                                     | 0    | 0    | 0    | 0    | 0    | 0    | 0     | 0      | 0     |                                                                                     |

## Chapter 8

# Drug-Free Communities Support Program Core Measures

The Drug-Free Communities Support Program, administered by the Center for Substance Abuse Prevention, requests specific data which is typically referred to as the Core Measures. The drug categories measured are tobacco, alcohol, marijuana and prescription drugs. The first table is broken down by grade level and the second is broken down by gender.

**30-Day Use** The question *During the past 30 days, on how many occasions have you used ...* is used to measure this statistic by reporting the percentage of students who report using in the past 30 days.

**Perception of Risk** The question *How much do you think people risk harming themselves if they use ...* is used to measure this statistic by reporting the percentage of students who report that using the drug is a

*Moderate Risk or Great Risk* to their health.

**Perception of Parental Disapproval** The questions *How wrong do your parents feel it would be for you to ...* are used to measure this statistic by reporting the percentage of students who report that parents would feel it is *Wrong* or *Very Wrong* to use tobacco, alcohol, marijuana and prescription drugs.

**Perception of Friends Disapproval** The questions *How wrong do your friends feel it would be for you to ...* are used to measure this statistic by reporting the percentage of students who report that friends would feel it is *Wrong* or *Very Wrong* to use tobacco, alcohol, marijuana and prescription drugs.



Table 8.1: Core Measure for 30-Day Use by Grade

| Grade           | Cigarettes |       | Alcohol |       | Marijuana |       | Presc Drugs |       |
|-----------------|------------|-------|---------|-------|-----------|-------|-------------|-------|
|                 | pct        | n     | pct     | n     | pct       | n     | pct         | n     |
| Grade 6         | 0.0        | 0     | 0.0     | 0     | 0.0       | 0     | 0.0         | 0     |
| Grade 7         | 0.8        | 647   | 2.3     | 653   | 1.4       | 640   | 1.1         | 637   |
| Grade 8         | 2.6        | 665   | 6.8     | 659   | 3.4       | 644   | 2.0         | 644   |
| Grade 9         | 2.1        | 675   | 10.1    | 675   | 9.2       | 671   | 2.6         | 662   |
| Grade 10        | 3.1        | 708   | 17.9    | 709   | 17.2      | 703   | 3.5         | 693   |
| Grade 11        | 3.8        | 583   | 25.1    | 581   | 23.0      | 573   | 3.5         | 574   |
| Grade 12        | 7.7        | 481   | 33.9    | 478   | 27.7      | 477   | 4.0         | 472   |
| <b>Combined</b> | 3.1        | 3,759 | 15.0    | 3,755 | 12.9      | 3,708 | 2.7         | 3,682 |

Table 8.2: Core Measure of Perception of Risk by Grade

| Grade           | Cigarettes |       | Alcohol |       | Marijuana |       | Presc Drugs |       |
|-----------------|------------|-------|---------|-------|-----------|-------|-------------|-------|
|                 | pct        | n     | pct     | n     | pct       | n     | pct         | n     |
| Grade 6         | 0.0        | 0     | 0.0     | 0     | 0.0       | 0     | 0.0         | 0     |
| Grade 7         | 89.8       | 599   | 81.0    | 591   | 82.2      | 594   | 87.4        | 595   |
| Grade 8         | 93.6       | 625   | 81.9    | 618   | 76.1      | 619   | 89.5        | 622   |
| Grade 9         | 92.8       | 649   | 77.9    | 642   | 61.9      | 646   | 87.5        | 641   |
| Grade 10        | 93.2       | 690   | 81.2    | 681   | 51.4      | 681   | 90.0        | 679   |
| Grade 11        | 95.6       | 564   | 81.9    | 559   | 45.5      | 560   | 92.3        | 560   |
| Grade 12        | 94.0       | 463   | 73.3    | 461   | 39.0      | 461   | 87.0        | 460   |
| <b>Combined</b> | 93.1       | 3,590 | 79.8    | 3,552 | 60.2      | 3,561 | 89.0        | 3,557 |

Table 8.3: Core Measure of Parental Disapproval by Grade

| Grade           | Cigarettes |       | Alcohol |       | Marijuana |       | Presc Drugs |       |
|-----------------|------------|-------|---------|-------|-----------|-------|-------------|-------|
|                 | pct        | n     | pct     | n     | pct       | n     | pct         | n     |
| Grade 6         | 0.0        | 0     | 0.0     | 0     | 0.0       | 0     | 0.0         | 0     |
| Grade 7         | 99.3       | 565   | 98.1    | 576   | 97.7      | 564   | 98.8        | 571   |
| Grade 8         | 98.5       | 584   | 97.0    | 591   | 94.3      | 578   | 98.5        | 582   |
| Grade 9         | 99.2       | 619   | 96.6    | 625   | 90.1      | 618   | 98.1        | 616   |
| Grade 10        | 98.8       | 668   | 95.1    | 672   | 84.7      | 665   | 96.9        | 667   |
| Grade 11        | 98.2       | 548   | 94.7    | 551   | 80.6      | 547   | 97.8        | 549   |
| Grade 12        | 96.6       | 438   | 92.5    | 441   | 76.2      | 437   | 96.6        | 439   |
| <b>Combined</b> | 98.5       | 3,422 | 95.8    | 3,456 | 87.7      | 3,409 | 97.8        | 3,424 |

Table 8.4: Core Measure of Friends Disapproval by Grade

| Grade           | Cigarettes |       | Alcohol |       | Marijuana |       | Presc Drugs |       |
|-----------------|------------|-------|---------|-------|-----------|-------|-------------|-------|
|                 | pct        | n     | pct     | n     | pct       | n     | pct         | n     |
| Grade 6         | 0.0        | 0     | 0.0     | 0     | 0.0       | 0     | 0.0         | 0     |
| Grade 7         | 95.6       | 519   | 94.5    | 523   | 93.8      | 512   | 96.1        | 515   |
| Grade 8         | 94.6       | 541   | 90.3    | 548   | 86.5      | 541   | 95.9        | 541   |
| Grade 9         | 89.8       | 581   | 81.9    | 586   | 71.0      | 582   | 91.4        | 580   |
| Grade 10        | 88.4       | 637   | 74.9    | 641   | 57.7      | 638   | 89.1        | 634   |
| Grade 11        | 88.4       | 528   | 76.5    | 531   | 46.3      | 527   | 87.7        | 527   |
| Grade 12        | 80.3       | 427   | 68.9    | 428   | 37.6      | 423   | 83.4        | 428   |
| <b>Combined</b> | 89.8       | 3,233 | 81.4    | 3,257 | 66.1      | 3,223 | 90.8        | 3,225 |

Table 8.5: Core Measure for 30-Day Use by Sex

| Sex             | Cigarettes |       | Alcohol |       | Marijuana |       | Presc Drugs |       |
|-----------------|------------|-------|---------|-------|-----------|-------|-------------|-------|
|                 | pct        | n     | pct     | n     | pct       | n     | pct         | n     |
| Female          | 2.5        | 1,860 | 16.2    | 1,852 | 12.9      | 1,836 | 2.9         | 1,821 |
| Male            | 3.7        | 1,838 | 14.0    | 1,844 | 13.2      | 1,816 | 2.5         | 1,804 |
| <b>Combined</b> | 3.1        | 3,698 | 15.1    | 3,696 | 13.0      | 3,652 | 2.7         | 3,625 |

Table 8.6: Core Measure of Perception of Risk by Sex

| Sex             | Cigarettes |       | Alcohol |       | Marijuana |       | Presc Drugs |       |
|-----------------|------------|-------|---------|-------|-----------|-------|-------------|-------|
|                 | pct        | n     | pct     | n     | pct       | n     | pct         | n     |
| Female          | 93.8       | 1,788 | 82.9    | 1,776 | 63.0      | 1,780 | 89.8        | 1,778 |
| Male            | 92.3       | 1,750 | 76.5    | 1,724 | 57.7      | 1,728 | 88.4        | 1,726 |
| <b>Combined</b> | 93.1       | 3,538 | 79.7    | 3,500 | 60.4      | 3,508 | 89.1        | 3,504 |

Table 8.7: Core Measure of Parental Disapproval by Sex

| Sex             | Cigarettes |       | Alcohol |       | Marijuana |       | Presc Drugs |       |
|-----------------|------------|-------|---------|-------|-----------|-------|-------------|-------|
|                 | pct        | n     | pct     | n     | pct       | n     | pct         | n     |
| Female          | 98.2       | 1,730 | 95.6    | 1,743 | 88.1      | 1,720 | 97.7        | 1,728 |
| Male            | 98.9       | 1,639 | 96.0    | 1,659 | 87.4      | 1,636 | 97.9        | 1,643 |
| <b>Combined</b> | 98.5       | 3,369 | 95.8    | 3,402 | 87.8      | 3,356 | 97.8        | 3,371 |

Table 8.8: Core Measure of Friends Disapproval by Sex

| Sex             | Cigarettes |       | Alcohol |       | Marijuana |       | Presc Drugs |       |
|-----------------|------------|-------|---------|-------|-----------|-------|-------------|-------|
|                 | pct        | n     | pct     | n     | pct       | n     | pct         | n     |
| Female          | 90.9       | 1,646 | 84.0    | 1,659 | 66.2      | 1,637 | 91.6        | 1,645 |
| Male            | 88.5       | 1,535 | 78.3    | 1,544 | 65.8      | 1,534 | 90.2        | 1,528 |
| <b>Combined</b> | 89.8       | 3,181 | 81.3    | 3,203 | 66.0      | 3,171 | 90.9        | 3,173 |

## Appendix A

# Additional Prevention Planning Data

### A.1 Introduction

The following section presents detailed response data for survey items that may be of particular interest to prevention planners. Some of this information has already been presented earlier in this report in the form of several of the risk factor scale scores (see Section 2). These detailed response data have been provided to help communities form a more complete picture of the attitudes and behaviors held by the youth who were surveyed. It is important, however, to view this information within the context of the risk and protective factor framework covered earlier in this report.

### A.2 Age of Onset

Using age-of-initiation data to coordinate the timing of prevention efforts can be an important tool for maximizing program effectiveness. For example, programs delivered after the majority of potential drug users have already initiated the behavior may have limited impact. Alternatively, very early intervention might prove less effective because it is not close enough to the critical

initiation period.

Surveyed youth were asked to report on when they began using alcohol, cigarettes and marijuana. These drugs are generally considered to be the major gateway drugs, usually preceding the use of harder drugs (National Center on Addiction and Substance Abuse at Columbia University [CASA], 1994). The question related to cigarettes is *How old were you when you first smoked a cigarette, even just a puff?* The question about marijuana is *How old were you when you first smoked marijuana?* Two questions about alcohol were asked, one asking when the student first had more than a sip or two of beer, wine or hard liquor (for example, vodka, whiskey or gin) and one asking the student when he or she began drinking alcoholic beverages regularly, that is, at least once or twice a month. Table A1 presents the average age of onset students reported within each grade level. These four survey questions form part of the risk factor scale Early Initiation of Drug Use. Table A1 also presents the average age of onset for five of the other antisocial behaviors.

For most of the data included in this report, readers are encouraged to examine both overall results and findings for each participating grade. In contrast, to best determine when young people first start using ATODs, it is important to examine the responses of the youth in the highest grade in the

sample. This is because scores for this item are based only on students who reported engaging in the behavior. Consequently, younger students who eventually experiment with ATODs, as they enter higher grades, are excluded

from the analysis, resulting in misleadingly early age-of-onset scores for the lower grades.

Table A.1: Average Age of Onset Reported by Surveyed Youth, by Grade

|                                       | 6th | 7th  | 8th  | 9th  | 10th | 11th | 12th | Avg  |
|---------------------------------------|-----|------|------|------|------|------|------|------|
| Trying Alcohol                        | –   | 11.0 | 11.6 | 12.5 | 13.4 | 14.3 | 14.8 | 13.5 |
| Drinking Alcohol Regularly            | –   | 11.9 | 12.2 | 12.6 | 14.2 | 15.2 | 15.6 | 14.5 |
| Smoking Cigarettes                    | –   | 10.9 | 11.2 | 12.1 | 12.9 | 13.3 | 14.1 | 12.8 |
| Smoking Marijuana                     | –   | 11.3 | 11.9 | 12.9 | 13.7 | 14.3 | 14.5 | 13.8 |
| Being Suspended from School           | –   | 10.9 | 11.3 | 11.8 | 12.2 | 12.4 | 12.9 | 12.0 |
| Being Arrested                        | –   | 11.0 | 12.5 | 12.6 | 13.4 | 13.4 | 14.5 | 13.5 |
| Carrying a Handgun                    | –   | 10.9 | 11.7 | 12.3 | 12.9 | 12.4 | 13.7 | 12.3 |
| Attacking Someone with Intent to Harm | –   | 10.9 | 11.3 | 11.7 | 12.9 | 12.6 | 13.6 | 12.2 |
| Belonging to a Gang                   | –   | 11.6 | 11.8 | 12.4 | 12.8 | 12.9 | 13.7 | 12.5 |

### A.3 Risk of Harm

Perception of risk is an important determinant in the decision-making process young people go through when deciding whether or not to use alcohol, tobacco or other drugs (Bachman, Johnston, O’Malley and Humphrey, 1988). Data analysis across a range of communities shows a consistent negative correlation between perception of risk and the level of reported ATOD use. That is, generally, when the perceived risk of harm is high, reported

frequency of use is low. Evidence also suggests that perceptions of the risks and benefits associated with drug use sometimes serve as a leading indicator of future drug use patterns in a community (Bachman, Johnston, O’Malley and Humphrey, 1986). Table A2 presents prevalence rates for surveyed youth assigning great risk of harm to four drug use behaviors: regular use of alcohol (one or two drinks nearly every day), regular use of cigarettes (a pack or more daily), trying marijuana once or twice, regular use of marijuana and the use of prescription drugs not prescribed to them. These four survey items form the risk factor scale *Low Perceived Risks of Drug Use*.

Table A.2: Percentage of Surveyed Youth Who Reported Perception of *Great Risk* of Harm

|                                | 6th | 7th  | 8th  | 9th  | 10th | 11th | 12th | Avg  |
|--------------------------------|-----|------|------|------|------|------|------|------|
| Drinking Alcohol Regularly     | –   | 54.0 | 52.3 | 49.5 | 44.2 | 46.9 | 40.6 | 48.1 |
| Smoking Cigarettes Regularly   | –   | 76.5 | 79.7 | 80.4 | 82.2 | 87.1 | 84.4 | 81.5 |
| Trying Marijuana Once or Twice | –   | 30.4 | 24.9 | 17.0 | 10.5 | 8.6  | 9.8  | 17.1 |
| Smoking Marijuana Regularly    | –   | 57.2 | 48.8 | 34.1 | 23.1 | 20.7 | 15.4 | 33.9 |
| Using Prescription Drugs       | –   | 67.4 | 65.8 | 61.6 | 61.6 | 64.3 | 62.2 | 63.8 |

## A.4 Disapproval of Drug Use

Personal approval or disapproval is another key attitudinal construct that influences drug use behavior (Bachman et al., 1988). Like risk of harm, disapproval is negatively correlated with the level of reported ATOD use across a range of communities. Personal disapproval was measured by asking sur-

veyed youth how wrong it would be for someone their age to drink alcohol regularly, smoke cigarettes, smoke marijuana, or use other illicit drugs. The rates presented in the following table represent the percentages of surveyed youth who thought it would be *wrong* or *very wrong* to use each drug. These four survey items form the risk factor scale *Favorable Attitudes toward ATOD Use*.

Table A.3: Percentage of Surveyed Youth Who Indicated Personal Disapproval of Drug Use by Grade

|                            | 6th    | 7th  | 8th  | 9th  | 10th | 11th | 12th | Avg |
|----------------------------|--------|------|------|------|------|------|------|-----|
| Drinking Alcohol Regularly | – 96.6 | 91.2 | 84.4 | 72.9 | 68.9 | 61.1 | 80.1 |     |
| Smoking Cigarettes         | – 97.7 | 95.3 | 93.7 | 92.2 | 93.1 | 87.0 | 93.4 |     |
| Smoking Marijuana          | – 95.9 | 89.0 | 77.4 | 65.1 | 54.9 | 50.5 | 73.3 |     |
| Using Other Illicit Drugs  | – 99.0 | 98.3 | 96.7 | 94.7 | 95.0 | 92.5 | 96.2 |     |

## A.5 Social Norms

In addition to students' own attitudes, social norms, the written and unwritten rules and expectations about what constitutes desirable behavior, shape drug use choices. Since drug-related attitudes and behaviors are often acquired through peer group interactions, expectations of how one's peer group

might react have an especially strong impact on whether or not young people choose to use drugs. The data presented in the following table show the percentage of surveyed youth who said that there is a pretty good or very good chance that they would be seen as cool if they smoked cigarettes, drank alcohol regularly (once or twice a month) or smoked marijuana. These three survey items form part of the risk factor scale *Peer Rewards for Antisocial Behavior*.

Table A.4: Percentage of Surveyed Youth Who Indicated Peer Approval of Drug Use by Grade

|                            | 6th   | 7th  | 8th  | 9th  | 10th | 11th | 12th | Avg |
|----------------------------|-------|------|------|------|------|------|------|-----|
| Drinking Alcohol Regularly | – 2.3 | 5.6  | 7.1  | 13.8 | 13.1 | 19.6 | 9.8  |     |
| Smoking Cigarettes         | – 1.7 | 4.0  | 1.5  | 4.1  | 0.5  | 4.6  | 2.7  |     |
| Smoking Marijuana          | – 3.2 | 11.1 | 16.8 | 24.2 | 27.1 | 27.8 | 17.8 |     |

In addition to peer attitudes, social norms toward drug use were measured by asking how most neighborhood adults would view student alcohol, cigarette and marijuana use. The following table presents the percentage

of surveyed youth who thought other adults would feel it was wrong or very wrong to use each drug. These three survey items form part of the risk factor scale *Laws and Norms Favorable to Drug Use*.

Table A.5: Percentage of Surveyed Youth Who Indicated Other Adults Disapprove of Drug Use by Grade

|                    | 6th | 7th  | 8th  | 9th  | 10th | 11th | 12th | Avg  |
|--------------------|-----|------|------|------|------|------|------|------|
| Drinking Alcohol   | –   | 91.3 | 88.2 | 85.8 | 76.8 | 71.4 | 63.4 | 80.2 |
| Smoking Cigarettes | –   | 95.4 | 94.4 | 92.2 | 88.7 | 91.4 | 88.1 | 91.8 |
| Smoking Marijuana  | –   | 95.9 | 90.8 | 83.6 | 74.0 | 67.8 | 62.2 | 79.8 |

## A.6 Frequency of Drug Use

While the prevalence rates presented in Chapter 3 are useful for determining how many kids are currently using or have experimented with a drug, they give no indication of the frequency or intensity of use. A respondent who

reports 1 or 2 occasions of use in the past 30 days is counted the same as one who reports 40 or more occasions of use, even though the level of use is drastically different. The following five tables present the past-30-day frequency of use reported by surveyed youth for the following drugs: alcohol, cigarettes, marijuana (or hashish), and prescription drugs.

Table A.6: Past-30-Day Frequency of Alcohol Use Reported by Surveyed Youth by Grade

|                      | 6th | 7th  | 8th  | 9th  | 10th | 11th | 12th | Avg  |
|----------------------|-----|------|------|------|------|------|------|------|
| 0 occasions          | –   | 97.7 | 93.2 | 89.9 | 82.1 | 74.9 | 66.1 | 85.0 |
| 1 or 2 occasions     | –   | 1.1  | 4.1  | 6.7  | 12.4 | 15.1 | 19.9 | 9.3  |
| 3 to 5 occasions     | –   | 0.6  | 1.4  | 1.3  | 3.1  | 5.9  | 7.5  | 3.0  |
| 6 to 9 occasions     | –   | 0.2  | 0.5  | 1.0  | 1.6  | 2.6  | 3.8  | 1.5  |
| 10 to 19 occasions   | –   | 0.3  | 0.3  | 0.6  | 0.6  | 1.0  | 1.5  | 0.7  |
| 20 to 39 occasions   | –   | 0.2  | 0.2  | 0.1  | –    | 0.3  | 0.2  | 0.2  |
| 40 or more occasions | –   | –    | 0.5  | 0.3  | 0.3  | 0.2  | 1.0  | 0.3  |

Table A.7: Past-30-Day Frequency of Cigarette Use Reported by Surveyed Youth by Grade

|                                      | 6th | 7th  | 8th  | 9th  | 10th | 11th | 12th | Avg  |
|--------------------------------------|-----|------|------|------|------|------|------|------|
| Not at all                           | –   | 99.2 | 97.4 | 97.9 | 96.9 | 96.2 | 92.3 | 96.9 |
| Less than one cigarette per day      | –   | 0.5  | 1.7  | 1.8  | 1.8  | 2.4  | 5.4  | 2.1  |
| One to five cigarettes per day       | –   | 0.3  | 0.9  | –    | 0.6  | 1.2  | 1.5  | 0.7  |
| About one-half pack per day          | –   | –    | –    | –    | 0.6  | 0.2  | 0.2  | 0.2  |
| About one pack per day               | –   | –    | –    | –    | –    | –    | 0.2  | –    |
| About one and one-half packs per day | –   | –    | –    | –    | –    | –    | –    | –    |
| Two packs or more per day            | –   | –    | –    | 0.3  | 0.1  | –    | 0.4  | 0.1  |

Table A.8: Past-30-Day Frequency of Marijuana Use Reported by Surveyed Youth by Grade

|                      | 6th | 7th  | 8th  | 9th  | 10th | 11th | 12th | Avg  |
|----------------------|-----|------|------|------|------|------|------|------|
| 0 occasions          | –   | 98.6 | 96.6 | 90.8 | 82.8 | 77.0 | 72.3 | 87.1 |
| 1 or 2 occasions     | –   | 0.6  | 1.2  | 3.9  | 5.0  | 7.9  | 10.1 | 4.5  |
| 3 to 5 occasions     | –   | 0.3  | 0.5  | 1.2  | 4.6  | 5.1  | 5.0  | 2.6  |
| 6 to 9 occasions     | –   | –    | 0.5  | 1.6  | 1.3  | 1.9  | 2.7  | 1.3  |
| 10 to 19 occasions   | –   | 0.2  | 0.8  | 1.0  | 2.7  | 2.6  | 2.7  | 1.6  |
| 20 to 39 occasions   | –   | 0.2  | –    | –    | 0.7  | 2.1  | 1.9  | 0.7  |
| 40 or more occasions | –   | 0.2  | 0.5  | 1.5  | 3.0  | 3.5  | 5.2  | 2.2  |

Table A.9: Past-30-Day Frequency of Prescription Drugs Use Reported by Surveyed Youth by Grade

|                      | 6th | 7th  | 8th  | 9th  | 10th | 11th | 12th | Avg  |
|----------------------|-----|------|------|------|------|------|------|------|
| 0 occasions          | –   | 98.9 | 98.0 | 97.4 | 96.5 | 96.5 | 96.0 | 97.3 |
| 1 or 2 occasions     | –   | 0.6  | 1.6  | 1.8  | 2.2  | 2.1  | 1.9  | 1.7  |
| 3 to 5 occasions     | –   | 0.3  | 0.3  | 0.3  | 0.4  | 0.9  | 1.3  | 0.5  |
| 6 to 9 occasions     | –   | 0.2  | –    | 0.2  | 0.1  | 0.2  | 0.2  | 0.1  |
| 10 to 19 occasions   | –   | –    | 0.2  | 0.2  | 0.1  | 0.3  | 0.2  | 0.2  |
| 20 to 39 occasions   | –   | –    | –    | –    | 0.1  | –    | –    | –    |
| 40 or more occasions | –   | –    | –    | 0.2  | 0.4  | –    | 0.4  | 0.2  |

## A.7 Gang Involvement

yond simple association with delinquent peers. The following table presents the percentage of surveyed youth indicating gang involvement.

Gangs have long been associated with crime, violence and other antisocial behaviors. Evidence suggests that gangs contribute to antisocial behavior be-

Table A.10: Percentage of Surveyed Youth Who Indicated Gang Involvement by Grade

|                                | 6th | 7th | 8th | 9th | 10th | 11th | 12th | Avg |
|--------------------------------|-----|-----|-----|-----|------|------|------|-----|
| Ever Belonged to a Gang        | –   | 2.7 | 3.5 | 2.4 | 2.8  | 3.3  | 4.3  | 3.1 |
| Belonged to a Gang With a Name | –   | 1.3 | 2.0 | 2.3 | 1.0  | 2.7  | 3.2  | 2.0 |

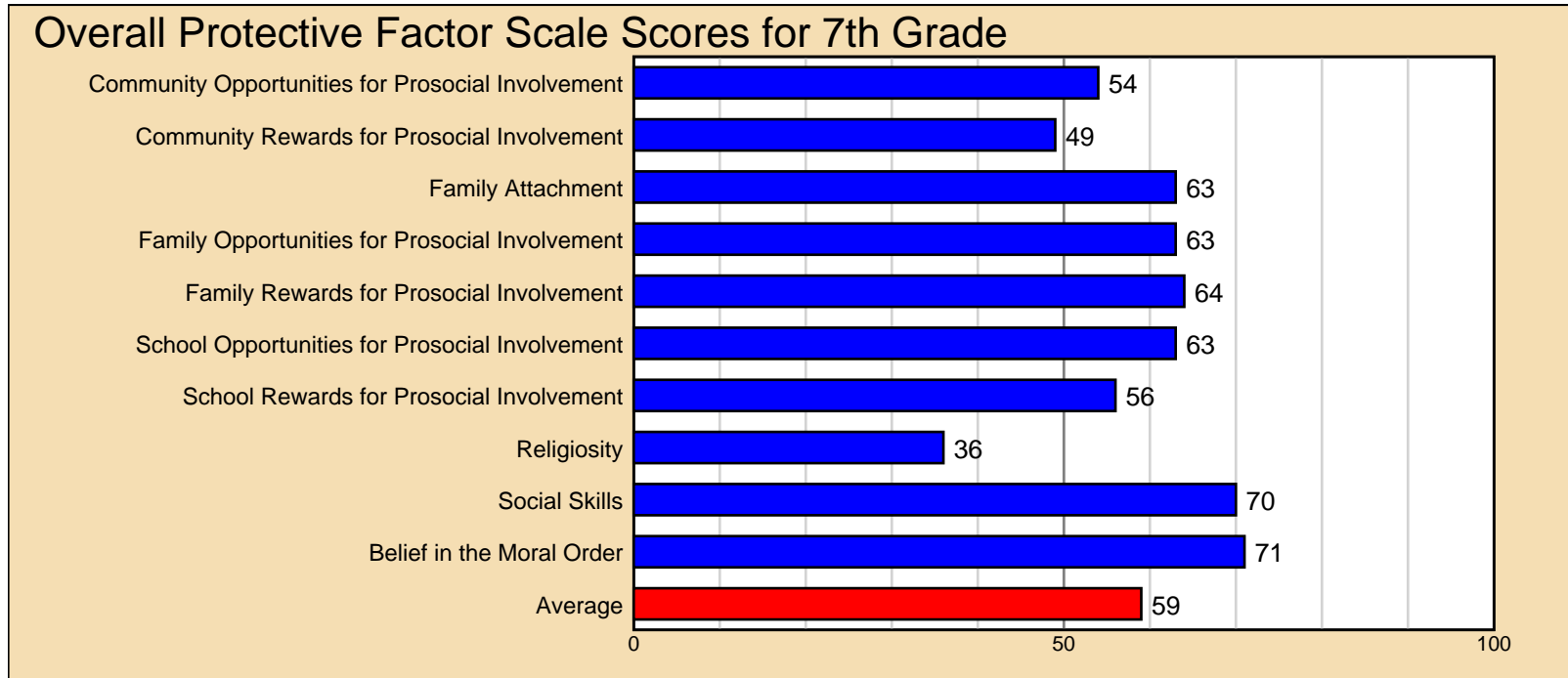


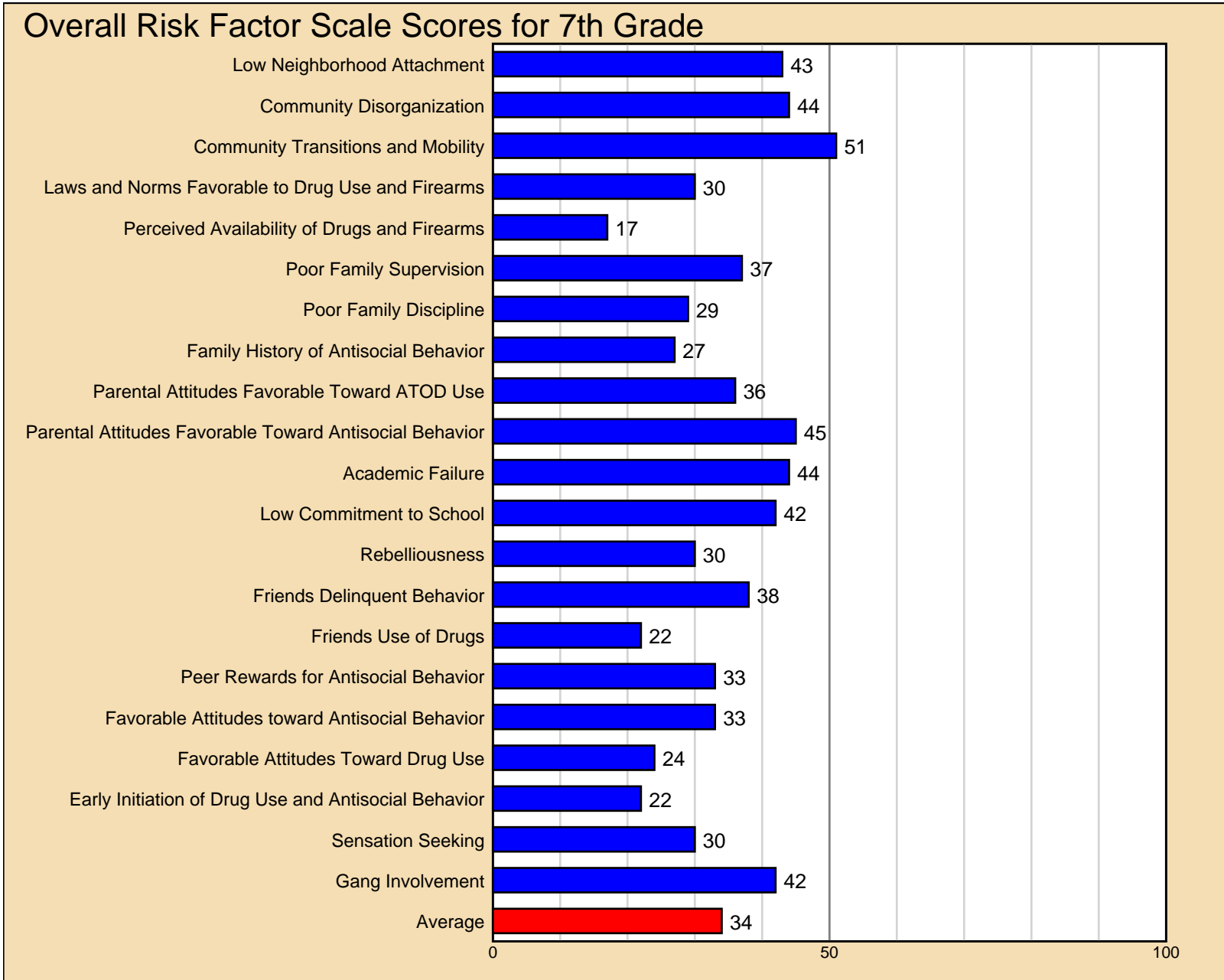
## **Appendix B**

# **Grade-Level Graphs**

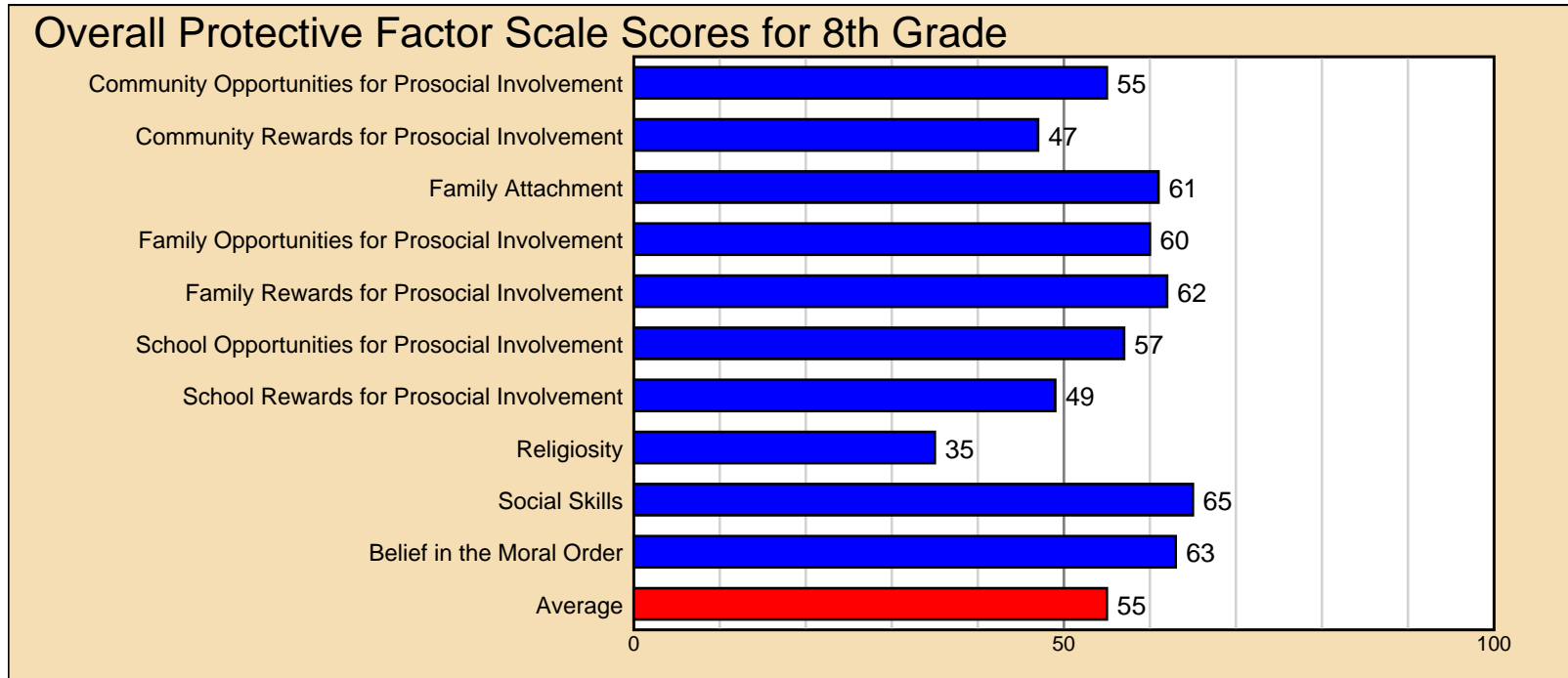
The following section provides grade-level graphs for risk and protective factor scale scores. The information is presented in this format to facilitate prevention planning at the grade level.

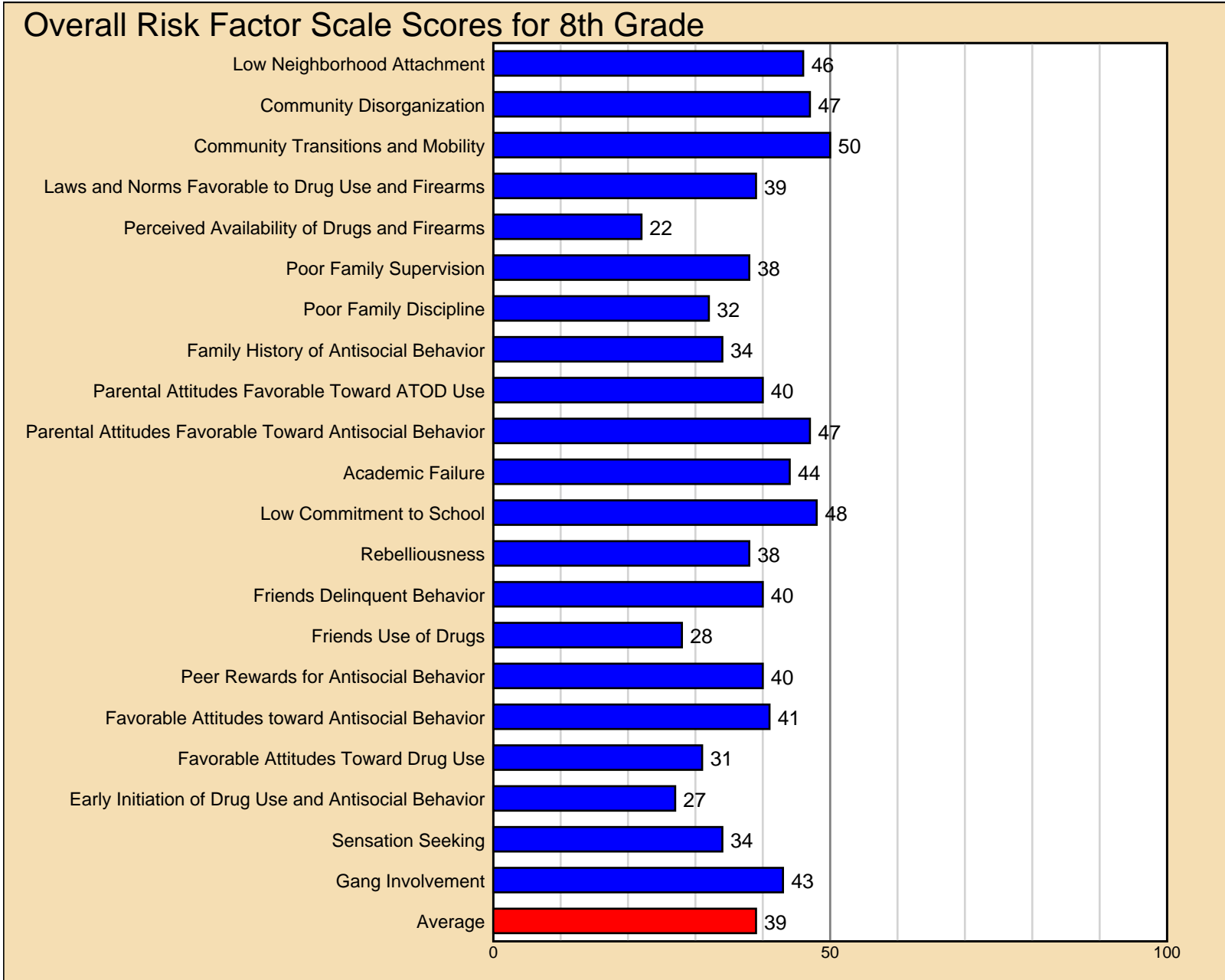
### B.1 7th Grade



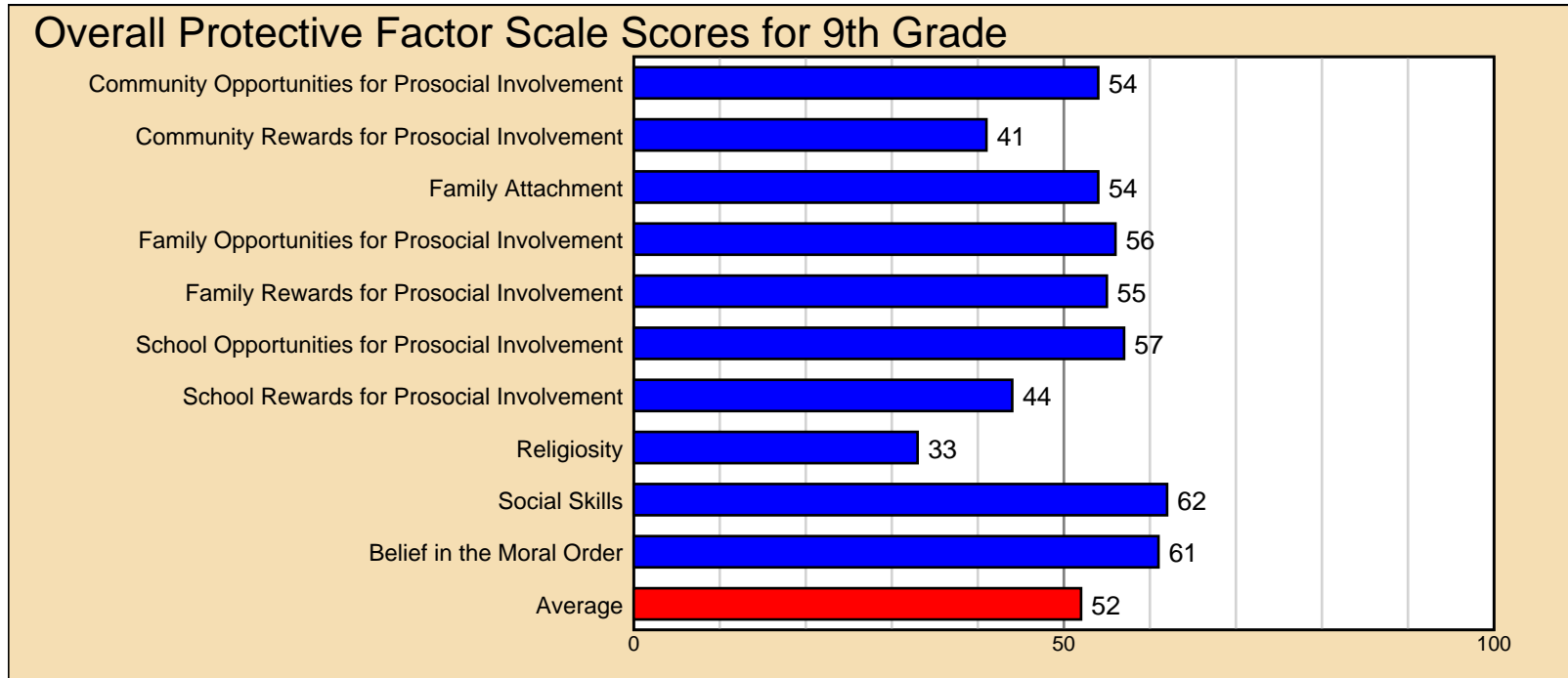


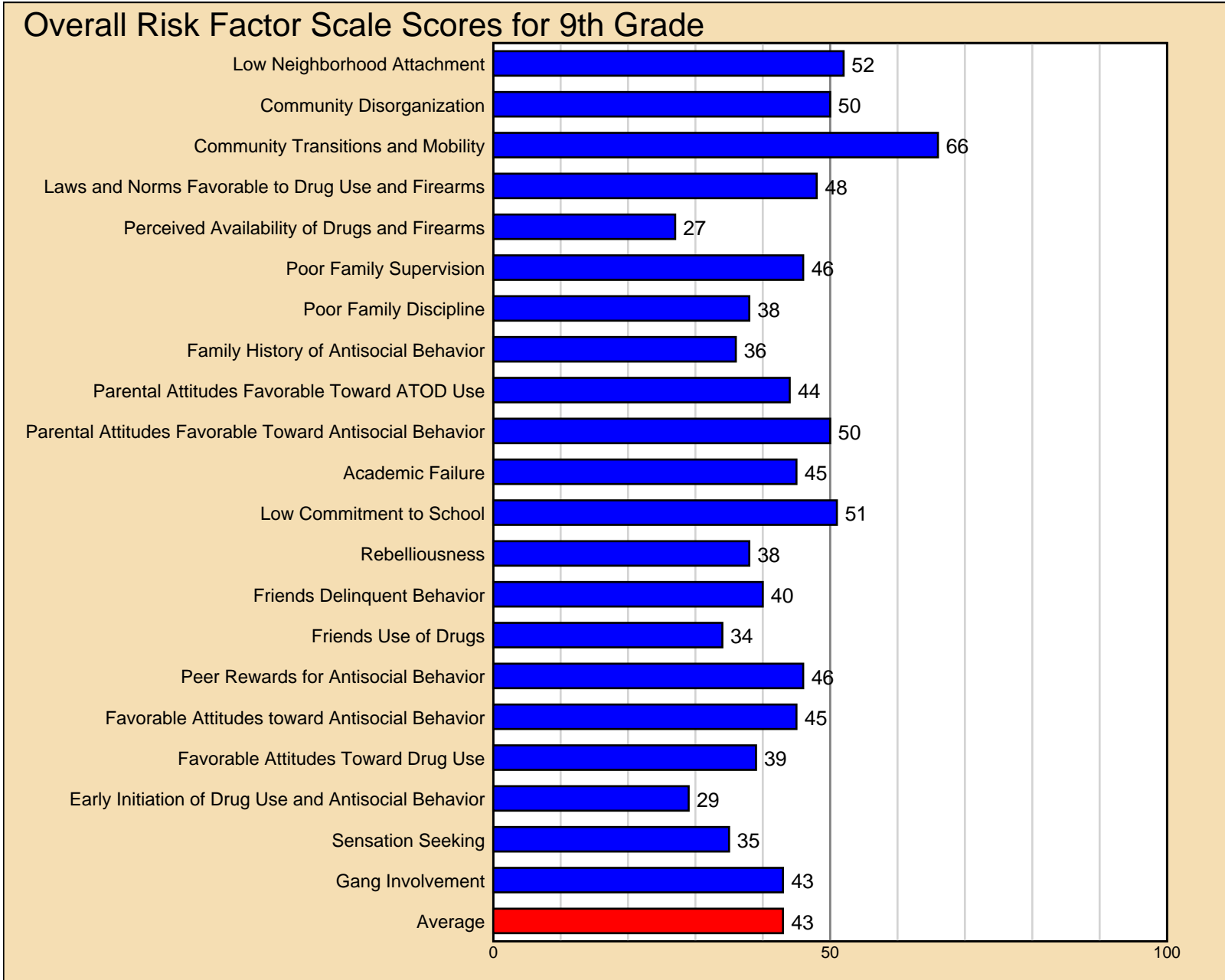
## B.2 8th Grade



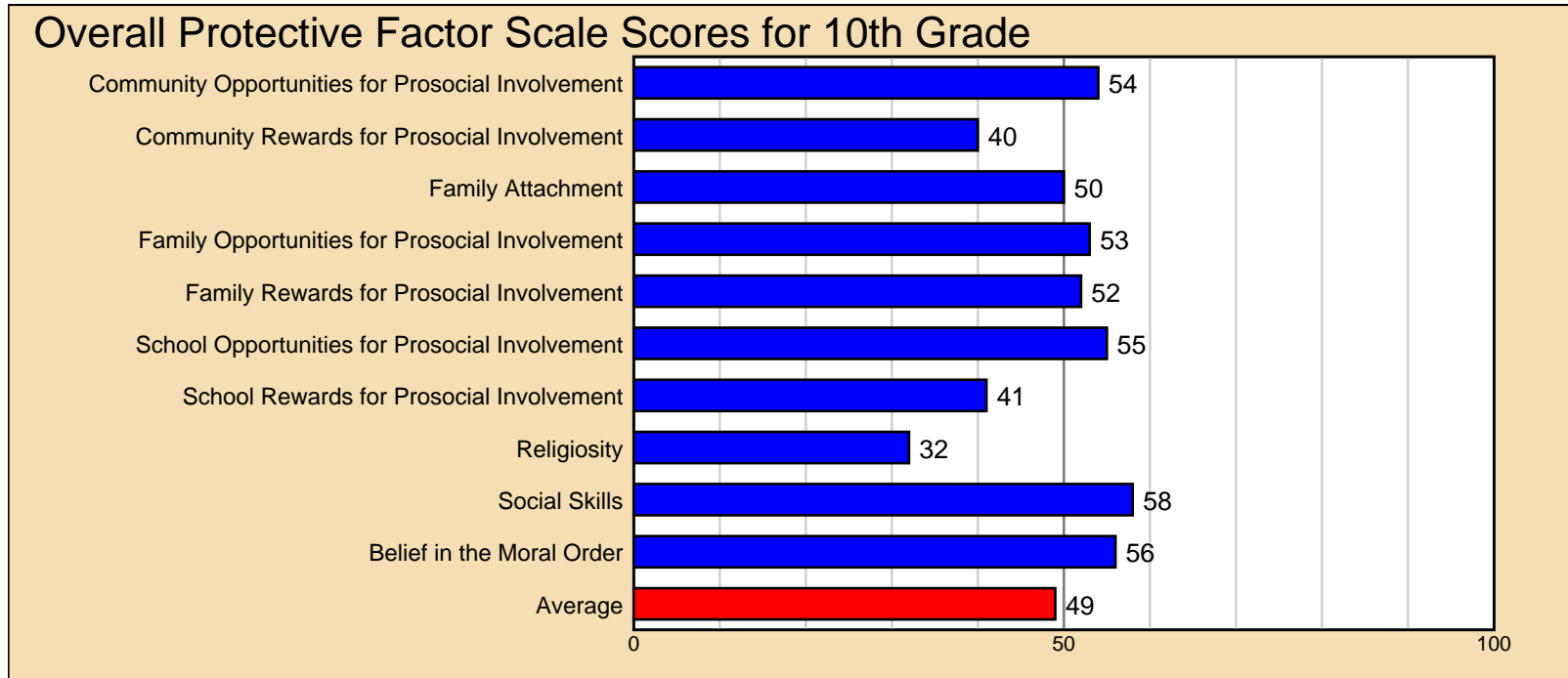


### B.3 9th Grade

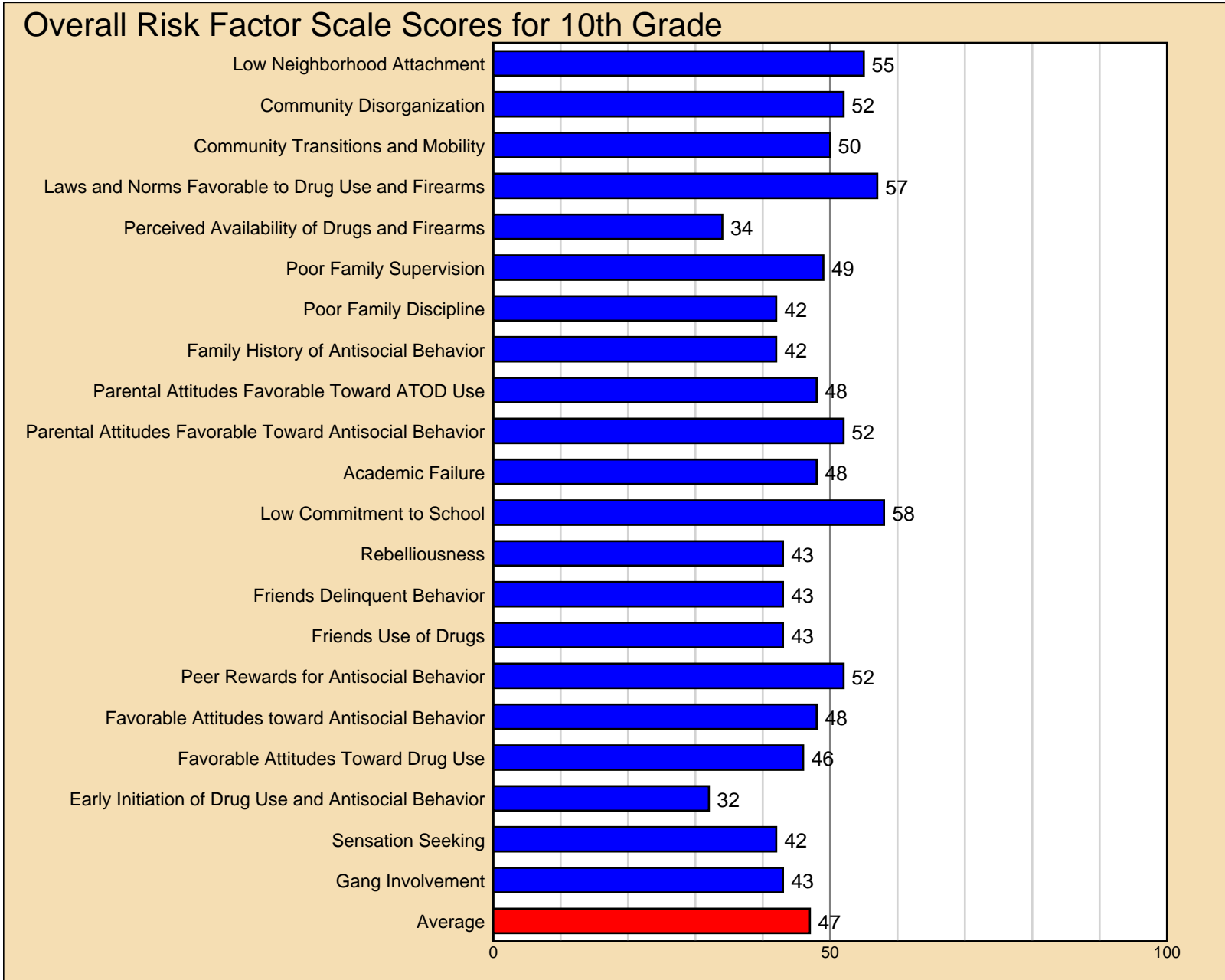




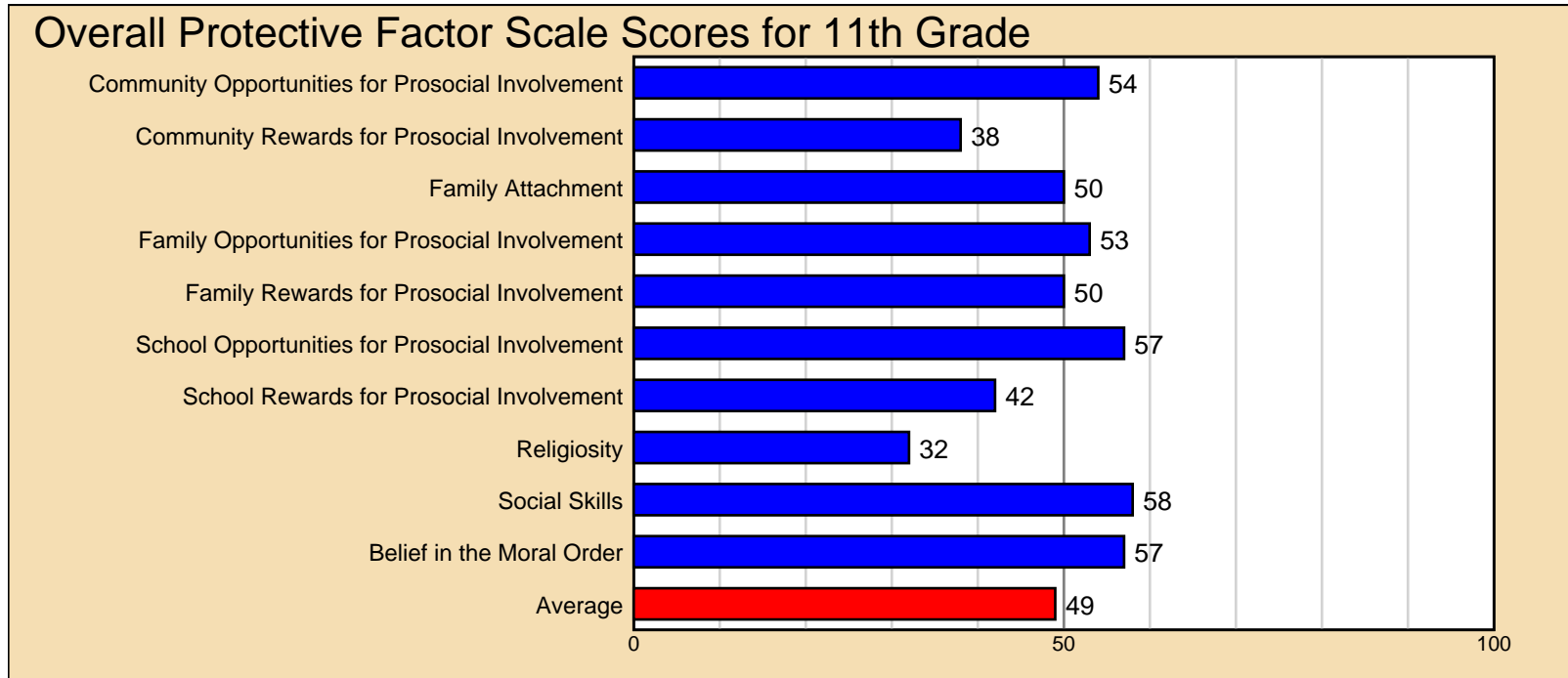
### B.4 10th Grade

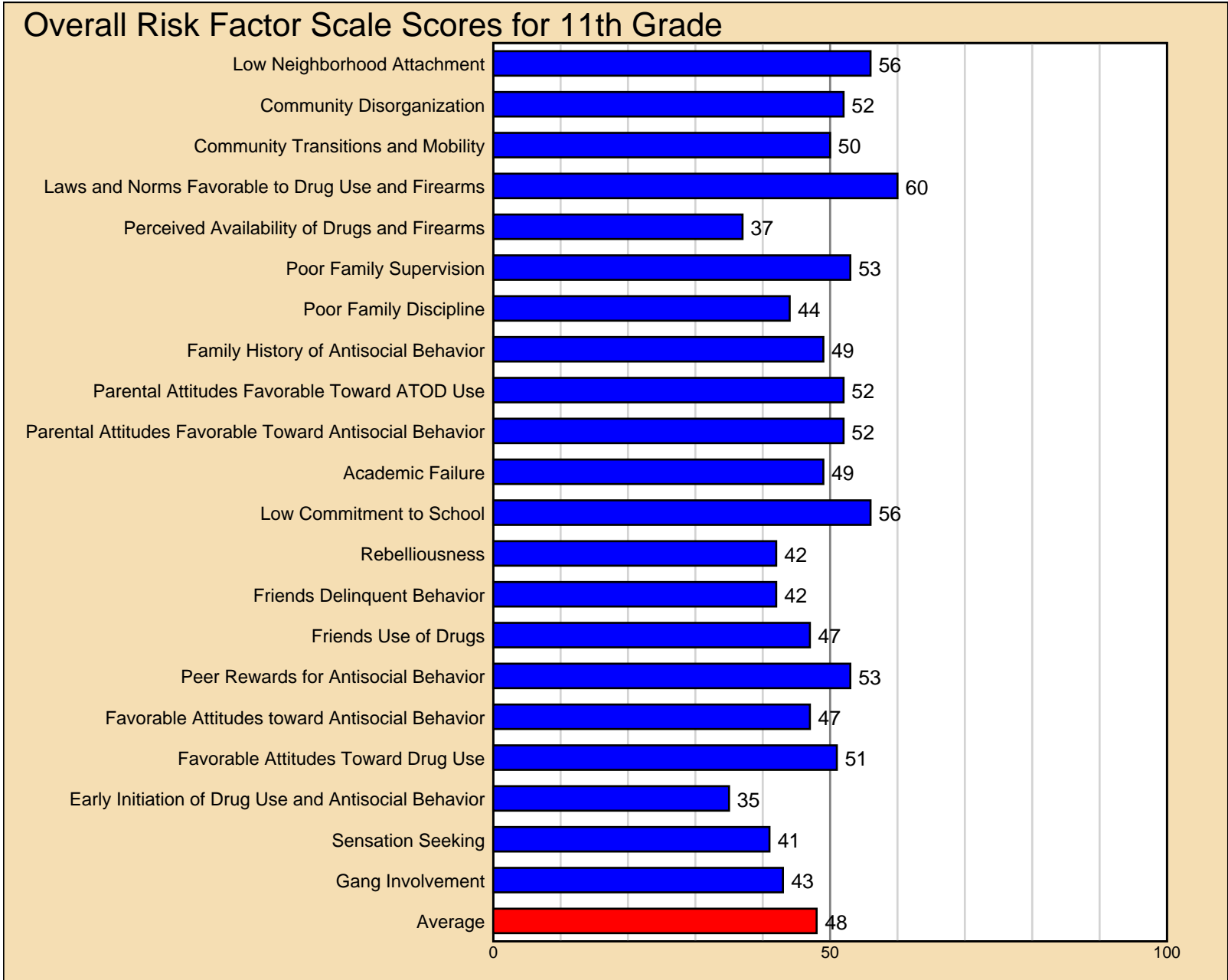




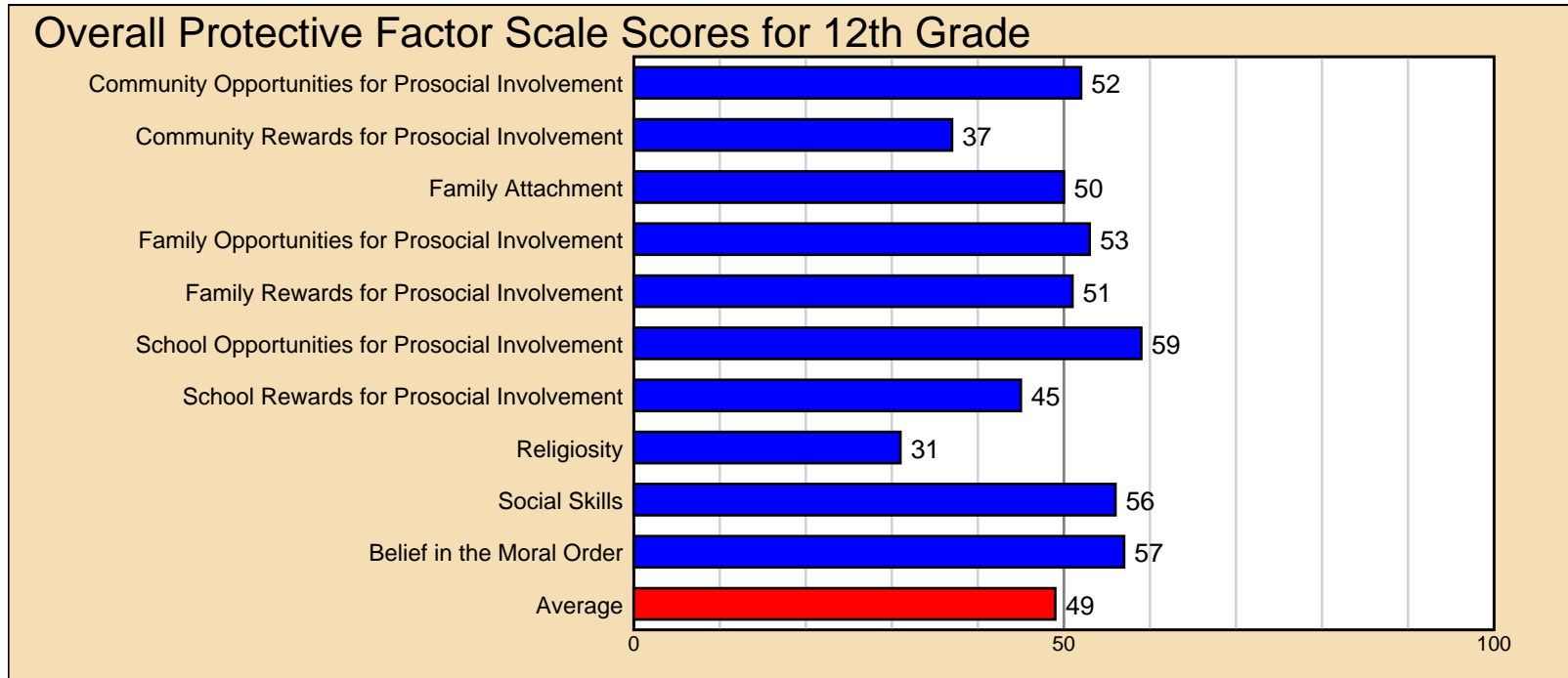


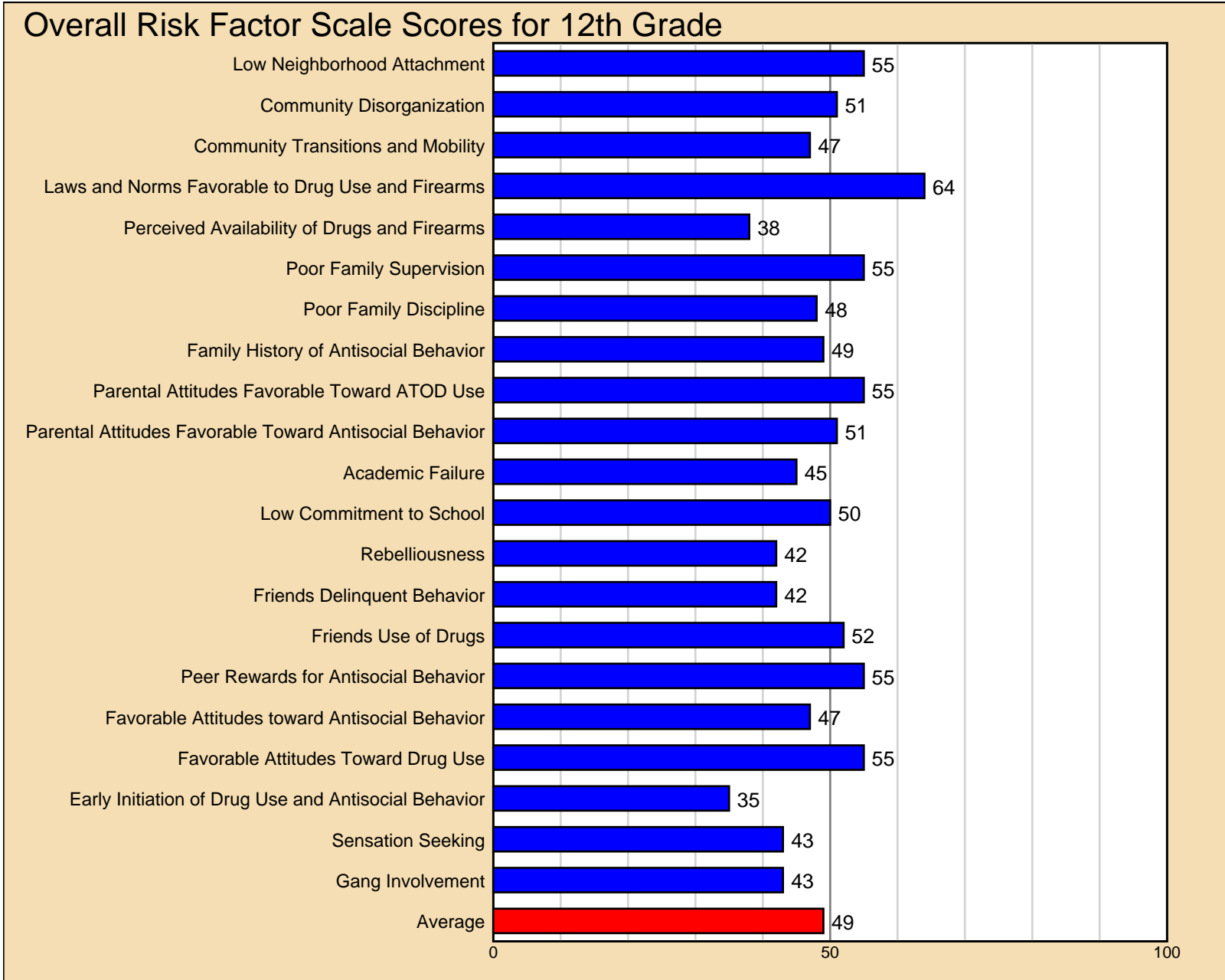
## B.5 11th Grade





## B.6 12th Grade





## Appendix C

### Selected Bibliography

- Arthur, M. W., Hawkins, J. D., Pollard, J. A., Catalano, R. F., & Baglioni, A. J. (2002). Measuring risk and protective factors for substance use, delinquency, and other adolescent problem behaviors: *The Communities That Care Youth Survey*. Manuscript submitted for publication.
- Bachman, J. G., Johnston, L. D., O'Malley, P. M. & Humphrey, R. H. (1986). *Changes in marijuana use linked to changes in perceived risks and disapproval*. (Monitoring the Future Occasional Paper No. 19.) Ann Arbor, MI: Institute for Social Research.
- Bachman, J. G., Johnston, L. D., O'Malley, P. M. (1996). *The Monitoring the Future project after twenty-two years: Design and procedures*. (Monitoring the Future Occasional Paper No. 38.) Ann Arbor, MI: Institute for Social Research.
- Blum, R. W., Beuhring, T., Shew, M. L., Bearinger, L. H., Sieving, R. E., & Resnick, M. D. (2000). The effects of race/ethnicity, income, and family structure on adolescent risk behaviors. *American Journal of Public Health, 90*, 1879-1884.
- Bracht, N., & Kingsbury, L. (1990). Community organization principles in health promotion: A five-state model. In N. Bracht (Ed.), *Health promotion at the community level* (pp. 66-88). Beverly Hills, CA: Sage.
- Bry, B. H., McKeon, P., & Pandina, R. J. (1982). Extent of drug use as a function of number of risk factors. *Journal of Abnormal Psychology, 91*, 273-279.
- Hawkins, J. D., Catalano, R. F., & Associates (1992). *Communities that care: Action for drug abuse prevention* (1st ed.). San Francisco: Jossey-Bass.
- Hawkins, J. D., Catalano, R. F., & Miller, J. Y. (1992). Risk and protective factors for alcohol and other drug problems in adolescence and early adulthood: Implications for substance abuse prevention. *Psychological Bulletin, 112*, 64-105.
- Johnston, L., O'Malley, P., & Bachman, J. (2002). *Monitoring the Future national survey results on drug use, 1975-2001. Volume I: Secondary school students* (NIH Publication No. 02-5106). Bethesda, MD: National Institute on Drug Abuse.
- Newcomb, M. D. (1995). Identifying high-risk youth: Prevalence and patterns of adolescent drug abuse. In E. Rahdert & D. Czechowicz (Eds.), *Adolescent drug abuse: Clinical assessment and therapeutic interventions* (NIDA Research Monograph, 156). Washington, DC: U.S. Department of Health and Human Services.

Newcomb, M. D., & Felix-Ortiz, M. (1992). Multiple protective and risk factors for drug use and abuse: Cross-sectional and prospective findings. *Journal of Personality and Social Psychology, 51*, 564-577.

Newcomb, M. D., Maddahian, E., & Skager, R. (1987). Substance abuse and psychosocial risk factors among teenagers: Associations with sex, age, ethnicity, and type of school. *American Journal of Drug and Alcohol Abuse, 13*, 413-433.

Pollard, J. A., Hawkins, J. D., & Arthur, M. W. (1999). Risk and protection: Are both necessary to understand diverse behavioral outcomes in adolescence? *Social Work Research, 23*, 145-158.